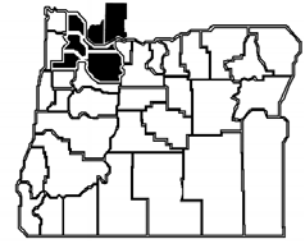




Portland Metro LABOR TRENDS

Clackamas, Columbia, Multnomah, Washington,
Yamhill, Clark (WA) & Skamania (WA) Counties



Amy Vander Vliet, Regional Economist ■ (503) 280-6046 ext.235 ■ Amy.S.Vandervliet@state.or.us ■ www.QualityInfo.org

October 2007

Economic Indicators

Unemployment Rates

Portland MSA	Seasonally	
	Adjusted	Raw
Aug 2007	4.9%	5.0%
Jul 2007	5.1%	5.2%
Aug 2006	5.1%	5.2%
Oregon		
Aug 2007	5.4%	5.1%
Jul 2007	5.5%	5.1%
Aug 2006	5.4%	5.3%
United States		
Aug 2007	4.6%	4.6%
Jul 2007	4.6%	4.9%
Aug 2006	4.7%	4.6%

Nonfarm Payroll Employment

(not seasonally adjusted)

	August	
	2007	2006
Total	1,030,400	1,014,900
Construction	69,700	67,000
Manufacturing	128,500	128,800
Trade, Trans., & Utilities	207,400	204,300
Information	24,700	24,000
Financial Activities	71,100	71,000
Professional & Bus. Svc.	138,000	136,800
Educ. & Health Services	121,700	119,500
Leisure & Hospitality	99,400	97,100
Government	131,700	128,600
High Tech *	51,200	51,800

Consumer Price Index (CPI)

United States	Aug '07	2006
Yearly Change	2.0%	3.2%

Next release: October 17, 2007

Portland-Salem	1st Half '07	2006
Yearly Change	3.4%	2.6%

Next release: Mid-February 2008

www.bls.gov/cpi

University of Oregon Index of

Economic Indicators

Jul 2007	103.6	↑
Jun 2007	103.0	

<http://econforum.uoregon.edu/EconIndex.htm>

2006 Population

	2005-2006	% Change
Portland Metro	2,121,910	1.9%
Oregon	3,690,505	1.6%

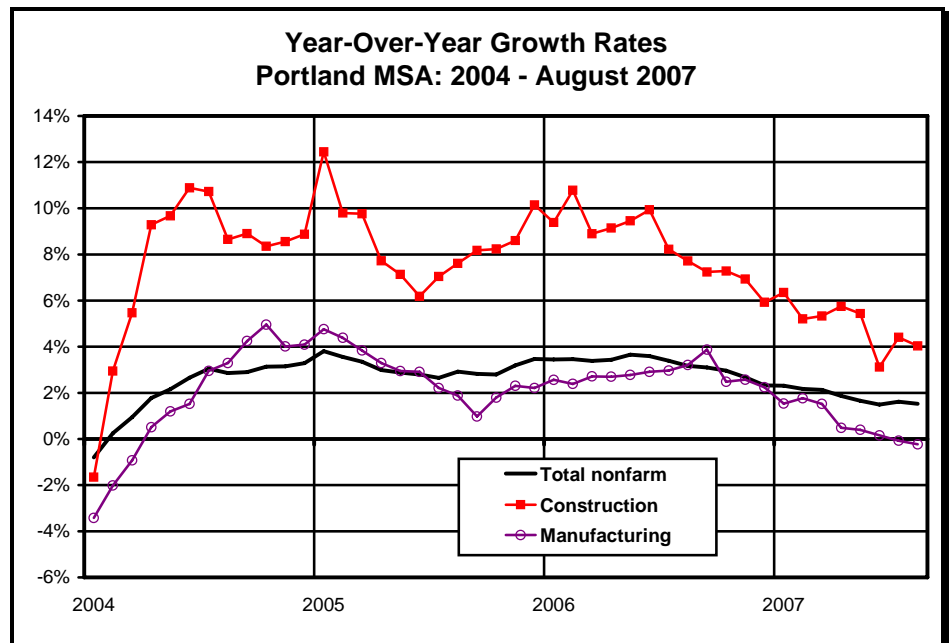
Employment Trends: Local

The Portland metro area's seasonally adjusted unemployment rate was 4.9 percent in August, compared to 5.1 percent in July. The year-ago rate was 5.1 percent. An estimated 57,900 area residents were unemployed and seeking work in August; down 1,000 from a year ago.

Oregon's unemployment rate was 5.4 percent in August; the U.S. rate was 4.6 percent.

The Portland metro area gained 800 nonfarm jobs on a seasonally adjusted basis. Total nonfarm employment now stands at 1,033,900, 15,500 more than a year ago, for a growth rate of 1.5 percent. Year-over-year job growth averaged 1.5 percent this past summer, compared to 3.7 percent during the summer of 2006.

Most major industries added jobs over the month. Trade, transportation, and utilities led the gainers (+1,100), making up for a weak July. The sector is up 3,100 jobs (+1.5%) over the year.



Leisure and hospitality also added 1,100, about typical for this time of year. Seasonal gains in restaurants and recreation services accounted for most of the growth.

Construction payrolls increased by 1,000 jobs. Although growth in this industry has slowed, it is still up 2,700 jobs over the past year (+4.0%) and remains the fastest-growing broad industry in the metro area.

Manufacturing was flat in August. Gains in metals and machinery were offset by losses in high tech.

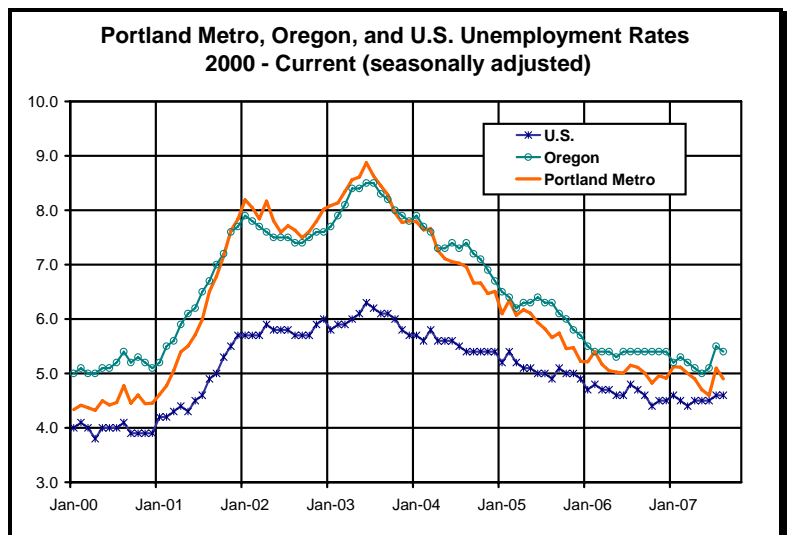
Professional and business services rose by 700 jobs. A surge in temp help employment (+1,000) was partially offset by losses in business support and building services. Despite August's gains, temp help has been below year-ago levels since last December.

Government shed 3,100 jobs, entirely in local education (K-12 and community colleges) and in line with seasonal expectations.

Employment Trends: State

Oregon's seasonally adjusted unemployment rate was essentially unchanged at 5.4 percent in August from 5.5 percent in July. It remains close to levels seen throughout the past 20 months, when the rate ranged from 5.0 percent to 5.5 percent. In August, 99,024 Oregonians were unemployed, compared with 101,099 in August 2006.

In August, Oregon's seasonally adjusted nonfarm payroll employment grew by



Portland Metro Labor Trends is published by the Workforce and Economic Research Division of the Oregon Employment Department. *Portland Metro Labor Trends* also can be found on the Publications page at www.QualityInfo.org.

Material contained in this publication is in the public domain and may be reproduced without any special permission. Please credit *Portland Metro Labor Trends*, Oregon Employment Department.

Laurie Warner, Director

Graham Slater, Administrator for Workforce and Economic Research

Amy Vander Vliet, Regional Economist
Portland (503) 280-6031

Mary Wright, Workforce Analyst
Beaverton and Hillsboro (503) 350-2910

Malcolm Boswell, Workforce Analyst
Gresham (503) 666-1985 x309

Lynn Wallis, Workforce Analyst
Oregon City (503) 657-2002 x234

Christian Kaylor, Workforce Analyst
Portland (503) 280-6032

Shawna Sykes, Workforce Analyst
St Helens (503) 397-4995 x232

Pam Ferrara, Workforce Analyst
Yamhill County (503) 378-4801 x223

Bruce Powers, Field Office Manager
Beaverton (503) 644-1229

Robert Brown, Field Office Manager
Gresham (503) 669-7112

Sabrina Van Artsdalen, Field Office Manager
Hillsboro (503) 681-0219

Adalberto Rubio, Field Office Manager
McMinnville (503) 472-5118

Cathie Moravec, Field Office Manager
Oregon City (503) 657-2071

Cynthia Mullen, Field Office Manager
Portland-North (503) 280-6051 x 6051

Joyce Aho, Field Office Manager
St Helens (503) 397-4995

Please direct address changes to:
Oregon Employment Department
Workforce and Economic Research
875 Union St NE
Salem OR 97311
Phone (503) 947-1204
TDD (503) 947-1391
e-mail Imipubs.emp@state.or.us

The Oregon Employment Department is an equal opportunity employer. Auxiliary aids and services are available upon request to individuals with disabilities.

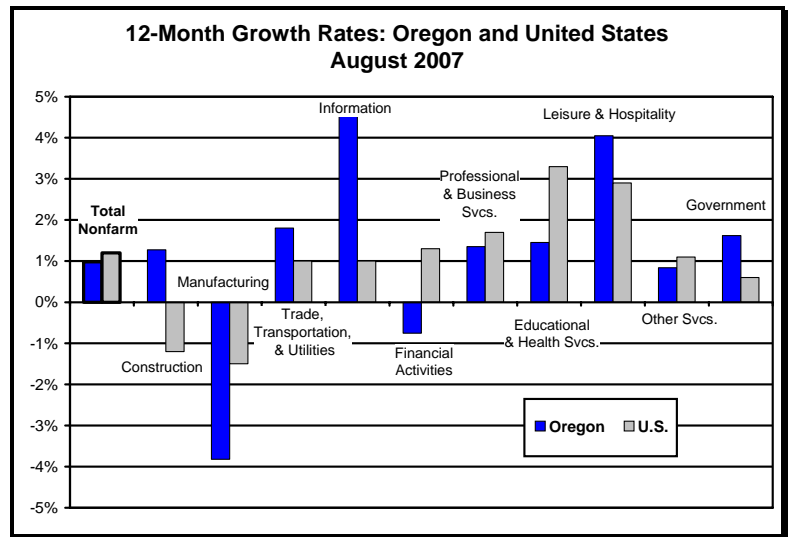
5,000, following a gain of 1,100 in July. These gains followed a loss of 1,600 jobs in June. In August, five major industry groups posted gains between 700 and 1,700, while none showed a substantial loss.

Nonfarm payroll employment is up 1.0 percent since August 2006. Over-the-year gains were most numerous in accommodation and food services (+6,700 jobs), retail trade (+6,400), and local government (+5,100). Gains in these rapidly growing industries were partially offset by declines over the past 12 months in manufacturing (-8,100 jobs), natural resources and mining (-1,000), and financial activities (-700).

Employment Trends: National

The number of unemployed and the unemployment rate held at 7.1 million and 4.6 percent, respectively, in August. The unemployment level and rate were little changed from a year earlier.

In August, total payroll employment was essentially unchanged (-4,000) at 138.0 million, seasonally adjusted. This followed little job growth in June (+69,000) and July (+68,000), as revised. In August, employment continued to fall in manufacturing and construction; local government education also lost jobs. Job gains continued in health care and in food services and drinking places.



Manufacturing employment declined by 46,000 in August. This industry lost 215,000 jobs over the past year. In August, declines were widespread among component industries. Within durable goods, there were job losses in motor vehicles and parts (-11,000), machinery (-7,000), wood products (-7,000), furniture and related products (-4,000), and semiconductors and electronic components (-4,000). In nondurable goods manufacturing, job losses continued in apparel (-4,000) and in textile mills (-2,000).

Construction employment declined in August (-22,000), with most of the loss occurring among residential specialty trade contractors. Since its most recent peak in September 2006, construction employment has fallen by 96,000.

Employment in local government education fell by 32,000 in August, as seasonal hiring was less than usual.

Health care employment continued to grow in August (+35,000); the industry added 396,000 jobs over the year. In August, employment continued to grow in all the components of health care:

ambulatory care services (+18,000), hospitals (+11,000), and nursing and residential care (+6,000). Employment in social assistance rose by 14,000 and was 83,000 above its year-ago level.

Within leisure and hospitality, food services and drinking places employment continued to expand in August (+24,000). The industry added 350,000 jobs over the year. Employment in the accommodations industry has trended down over the past three months.

Employment in retail trade was little changed in August. A job gain in building material and garden supply stores was partially offset by a decline in general merchandise stores. Wholesale trade employment changed little in August.

Employment in financial activities was flat in August, following a large increase in July. Within the industry, employment in credit intermediation edged down over the month and is 19,000 below its most recent peak in February 2007. In professional and business services, management and technical consulting services added 7,000 jobs in August, and temporary help employment continued to trend down. Temporary help lost 72,000 jobs thus far in 2007.

Around the Region

A listing of employment-related events making recent news

- A **Save-A-Lot** grocery store has opened in **Gresham**. *The Gresham Outlook, 8-21-07*
- **Climax Portable Machine Tools** has broken ground on a new, 14,000-square-foot facility at its **Newberg** headquarters. It will also serve as a training facility, offering expanded educational programs and hands-on workshops. Climax eventually plans to hire 30 additional employees to staff the new facility. *Portland Business Journal, 8-15-07*
- **Bee Tailors and Cleaners, Bella Espresso, and Le Hana** – a fine dining restaurant that fuses French cuisine and sushi – have opened at the Meriwether in **Portland's** South Waterfront. *Portland Business Journal, 8-17-07*
- **Walgreens** will open a third store in **Gresham**. A 50,820-square-foot industrial-oriented building will also be constructed at the site. *The Gresham Outlook, 8-20-07*
- **St. Helens Outdoor Adventure Center** will open in **St. Helens** this month. It will offer sailboats, catamarans, rental equipment, river tours, and sailing trips. *Coast River Business Journal, 8-07*
- **New Edge Networks**, a **Vancouver** business Internet services provider, will cut 25 jobs as its parent company, EarthLink Inc., cuts 900 and closes four offices nationwide. *Portland Business Journal, 8-28-07*
- **TransWest Housing**, a luxury home builder, has opened in **Portland**. It employs five people and plans to add more as it begins development of new neighborhoods. *Portland Bus Journal, 8-3-07*
- **Touch of Elegance** has opened in **McMinnville**. It offers gowns and accessories for weddings, quinceaneras, and other special occasions. *News-Register, 8-11-07*
- **Joe's Sports & Outdoor** will break ground this fall on a 127,000-square-foot expansion of the company's distribution center in **Wilsonville**. *Portland Business Journal, 8-28-07*
- **Mark Lindsay's Rock & Roll Café** has opened in **Portland's** Hollywood District. The **Oregon Music Hall of Fame** is on the second floor of the cafe. *Statesman Journal, 8-29-07*
- **Lattice Semiconductor Corp.** in **Hillsboro** will lay off 65 employees and offer voluntary separation agreements to 45 at the end of this year. *Portland Business Journal, 9-5-07*
- **Northwest Integrative Health Center**, a naturopathic clinic with an emphasis on herbal medicine, has opened in **Newberg**. *Newberg Graphic, 8-29-07*
- **Group One Lending** in **Portland**, a wholesale lender, has shut down operations and laid off about 20 workers. *The Oregonian, 8-31-07*
- **Portland-based Prudential Northwest Properties** has acquired **Your Home Town Realty**, headquartered in **Bend**. The acquisition adds 50 licensed agents to Prudential, bringing its total agent workforce to 700. *Portland Business Journal, 8-17-07*

-
- **Beyond Addictions**, an outpatient recovery clinic that offers in-home and in-hotel detoxification programs for addicts, will open in **Beaverton** on September 6. *Portland Business Journal*, 8-27-07
 - **Wal-Mart** plans to build a 200,000-square-foot supercenter in **Cornelius**. *Hillsboro Argus*, 8-31-07
 - **Aerie Inc.**, a clothing store for teens and young women ages 15 to 25, will open this week at Clackamas Town Center in **Portland**. *Portland Business Journal*, 9-4-07
 - **Whole Foods Market Inc.** will close its **Wild Oats** stores in **Portland's** Southwest Hillsdale neighborhood and at the Bridgeport Village in **Tualatin**. About 99 employees have been displaced but offered jobs at other Whole Foods stores in Oregon. *The Oregonian*, 9-7-07
 - **Ruehl No. 925** will open at Washington Square in **Portland**. It offers fashions for young professionals. *Portland Business Journal*, 9-4-07
 - **Booster Juice** has opened in **Beaverton**. *Clipper Magazine*, 8-07/9-07
 - **Kaiser Permanente** shelved plans to open a hospital in **Hillsboro** for at least the next 5 years. It extended a contract for Providence St. Vincent Medical Center to provide care to Kaiser members living in Washington County and Portland's west side until at least 2012. *The Oregonian*, 9-7-07
 - **Butterfly Life**, a fitness club, will open in **St. Helens**. It will offer group exercise classes, circuit weight training, and weight loss coaching services. *South County Spotlight*, 8-29-07
 - **Steve & Barry's**, a discount clothing store based in Long Island, N.Y., will open at **Vancouver Plaza**. All items will sell for \$7. *The Columbian*, 8-30-07
 - **Siam Sushi Restaurant** has opened in **Troutdale offering**. It offers Thai and Japanese food. *Gresham Outlook*, 9-11-07
 - **Huckabees Barbecue** restaurant will open in **Dundee**. *Newberg Graphic*, 9-5-07
 - **The Palms Plaza** is under construction in **Vancouver**. The \$18-million project will center around a 450,000-square-foot 24-Hour Fitness Sports Club and include an additional 17,000 square feet of retail space. *Portland Business Journal*, 9-7-07
 - Construction began on **Venture Commerce Center** in **Hillsboro**, consisting of 36 units in five buildings. It's targeting insurance, contracting, investment, laboratories, brokerage, engineering, architecture, and similar firms typically employing 20 people or less. *Portland Bus. Journal*, 9-4-07
 - **Intel** announced more company-wide job cuts this fall. If the cuts are spread evenly across the company, between 125 and 150 Oregon workers would lose their jobs. *The Oregonian*, 9-7-07
 - **Sixth Avenue Commercial** is under construction in **Camas, WA**. It will include space for a **Shell** gas station, convenience store, car wash, a **U.S. Postal Service outlet**, an **iQ Credit Union**, and 2 or 3 other small retailers. It's expected to open in December. *The Columbian*, 9-18-07
 - **The United States Tennis Association** has picked **Portland** to host the 2007 Davis Cup finals. The competition will be played at Memorial Coliseum November 30 through December 2. Organizers hope the event attracts 12,000 spectators each night. *The Oregonian*, 9-25-07

Resident Labor Force and Unemployment for Regions Within the Portland-Vancouver-Beaverton MSA

	August 2007	July 2007	August 2006	-Change From- July 2007	August 2006
Portland-Vancouver-Beaverton MSA					
Civilian labor force	1,148,300	1,143,800	1,134,300	4,500	14,000
Unemployed	57,900	59,500	58,900	-1,600	-1,000
Unemployment rate	5.0	5.2	5.2	(0.2)	-0.2
Unemployment rate, seasonally adjusted	4.9	5.1	5.1	(0.2)	-0.2
Employed	1,090,400	1,084,300	1,075,400	6,100	15,000
Oregon portion of the MSA					
Civilian Labor Force	932,100	930,800	923,000	1,300	9,100
Unemployed	43,900	46,500	44,900	-2,600	-1,000
Percent of Labor Force	4.7	5.0	4.9	-0.3	-0.2
Total Employed	888,300	884,400	878,100	3,900	10,200
Clackamas County					
Civilian Labor Force	200,300	200,000	198,400	300	1,900
Unemployed	9,200	9,800	9,500	-600	-300
Percent of Labor Force	4.6	4.9	4.8	(0.3)	-0.2
Total Employed	191,000	190,200	188,900	800	2,100
Columbia County					
Civilian Labor Force	24,210	24,190	23,990	20	220
Unemployed	1,350	1,430	1,390	-80	-40
Percent of Labor Force	5.6	5.9	5.8	(0.3)	-0.2
Total Employed	22,860	22,760	22,600	100	260
Multnomah County					
Civilian Labor Force	378,400	378,000	374,900	400	3,500
Unemployed	18,600	19,700	19,200	-1,100	-600
Percent of Labor Force	4.9	5.2	5.1	(0.3)	-0.2
Total Employed	359,800	358,300	355,700	1,500	4,100
Washington County					
Civilian Labor Force	282,900	282,400	279,900	500	3,000
Unemployed	12,400	13,100	12,400	-700	0
Percent of Labor Force	4.4	4.6	4.4	(0.2)	0.0
Total Employed	270,500	269,400	267,400	1,100	3,100
Yamhill County					
Civilian Labor Force	46,280	46,210	45,830	70	450
Unemployed	2,310	2,430	2,360	-120	-50
Percent of Labor Force	5.0	5.3	5.1	(0.3)	-0.1
Total Employed	43,970	43,780	43,470	190	500
Washington portion of the MSA (Clark and Skamania counties)					
Civilian Labor Force	216,200	213,000	211,300	3,200	4,900
Unemployed	14,000	13,100	14,100	900	-100
Percent of Labor Force	6.5	6.1	6.7	0.4	-0.2
Total Employed	202,100	199,900	197,300	2,200	4,800

Components may not sum exactly to totals due to rounding.

Estimates of labor force and unemployment for MSA components are based in part on the most recent population estimates and Unemployment Insurance claims data.

Portland-Vancouver-Beaverton MSA Labor Force and Industry Employment

	August	July	August	---Change from---	
	2007	2007	2006	July 2007	August 2006
LABOR FORCE STATUS					
Civilian Labor Force	1,148,300	1,143,800	1,134,300	4,500	14,000
Unemployed	57,900	59,500	58,900	-1,600	-1,000
Unemployment Rate	5.0%	5.2%	5.2%		
Unemployment Rate, seasonally adjusted	4.9%	5.1%	5.1%		
Total Employed	1,090,400	1,084,300	1,075,400	6,100	15,000
NONFARM PAYROLL EMPLOYMENT					
Total nonfarm	1,030,400	1,029,700	1,014,900	700	15,500
Total nonfarm, seasonally adjusted	1,033,900	1,033,100	1,018,400	800	15,500
Total private	898,700	894,900	886,300	3,800	12,400
Natural resources and mining	1,800	1,800	1,800	0	0
Construction	69,700	68,700	67,000	1,000	2,700
Construction of buildings	16,400	16,100	15,300	300	1,100
Residential building construction	9,200	9,100	9,000	100	200
Nonresidential building construction	7,200	7,000	6,300	200	900
Heavy and civil engineering construction	7,000	6,700	6,600	300	400
Specialty trade contractors	46,300	45,900	45,100	400	1,200
Manufacturing	128,500	128,500	128,800	0	-300
Durable goods	97,600	97,500	97,900	100	-300
Wood product manufacturing	6,000	6,000	6,200	0	-200
Primary metal manufacturing	6,800	6,700	6,400	100	400
Fabricated metal product manufacturing	12,800	13,000	13,000	-200	-200
Machinery manufacturing	8,800	8,700	8,700	100	100
Computer and electronic product manufacturing	36,800	37,000	38,200	-200	-1,400
Semiconductor and electronic component mfg.	27,000	27,000	28,500	0	-1,500
Electronic instrument manufacturing	5,300	5,400	5,300	-100	0
Transportation equipment manufacturing	8,800	8,900	9,500	-100	-700
Nondurable goods	30,900	31,000	30,900	-100	0
Food manufacturing	8,900	9,000	8,900	-100	0
Paper manufacturing	4,900	5,000	5,000	-100	-100
Trade, transportation, and utilities	207,400	206,300	204,300	1,100	3,100
Wholesale trade	58,900	58,800	58,500	100	400
Merchant wholesalers, durable goods	28,500	28,500	28,300	0	200
Merchant wholesalers, nondurable goods	22,500	22,500	22,300	0	200
Electronic markets and agents and brokers	7,900	7,800	7,900	100	0
Retail trade	110,700	109,900	108,100	800	2,600
Motor vehicle and parts dealers	14,400	14,400	14,600	0	-200
Food and beverage stores	20,300	20,000	19,200	300	1,100
Clothing and clothing accessories stores	12,900	12,900	12,600	0	300
General merchandise stores	20,500	20,400	20,000	100	500
Transportation, warehousing, and utilities	37,800	37,600	37,700	200	100
Air transportation	3,900	3,900	3,800	0	100
Truck transportation	11,300	11,300	11,600	0	-300
Couriers and messengers	4,800	4,800	4,800	0	0
Warehousing and storage	4,300	4,300	4,300	0	0
Information	24,700	24,700	24,000	0	700
Publishing industries, except internet	10,100	10,000	9,600	100	500
Software publishers	6,400	6,400	6,000	0	400
Telecommunications	6,400	6,400	6,800	0	-400
Wired telecommunications carriers	2,600	2,600	2,800	0	-200

Nonfarm Payroll Employment (continued)

	August 2007	July 2007	August 2006	---Change from---	
				July 2007	August 2006
Financial activities	71,100	71,100	71,000	0	100
Finance and insurance	45,400	45,400	45,100	0	300
Credit intermediation and related activities	22,300	22,300	22,600	0	-300
Insurance carriers and related activities	19,200	19,200	18,700	0	500
Real estate and rental and leasing	25,700	25,700	25,900	0	-200
Real estate	20,800	20,800	20,800	0	0
Professional and business services	138,000	137,300	136,800	700	1,200
Professional and technical services	53,000	52,900	51,500	100	1,500
Architectural and engineering services	12,300	12,200	11,800	100	500
Computer systems design and related services	8,000	7,700	7,600	300	400
Management of companies and enterprises	21,100	21,100	21,200	0	-100
Administrative and waste services	63,900	63,300	64,100	600	-200
Administrative and support services	61,700	61,100	61,600	600	100
Employment services	27,100	26,100	28,600	1,000	-1,500
Business support services	7,700	7,900	8,200	-200	-500
Services to buildings and dwellings	15,200	15,300	15,000	-100	200
Educational and health services	121,700	121,700	119,500	0	2,200
Educational services	17,400	17,600	17,100	-200	300
Colleges and universities	7,500	7,500	7,400	0	100
Health care and social assistance	104,300	104,100	102,400	200	1,900
Ambulatory health care services	40,300	40,000	39,200	300	1,100
Hospitals	27,800	27,800	27,400	0	400
Nursing and residential care facilities	20,500	20,500	20,300	0	200
Social assistance	15,700	15,800	15,500	-100	200
Leisure and hospitality	99,400	98,300	97,100	1,100	2,300
Arts, entertainment, and recreation	15,200	14,800	15,000	400	200
Amusement, gambling, and recreation	11,700	11,600	11,600	100	100
Accommodation and food services	84,200	83,500	82,100	700	2,100
Accommodation	9,600	9,400	9,400	200	200
Food services and drinking places	74,600	74,100	72,700	500	1,900
Full-service restaurants	35,000	34,800	34,900	200	100
Limited-service eating places	31,700	31,500	30,700	200	1,000
Other services	36,400	36,500	36,000	-100	400
Membership associations and organizations	16,100	16,000	15,800	100	300
Government	131,700	134,800	128,600	-3,100	3,100
Federal government	17,800	17,900	18,000	-100	-200
State government	20,500	20,400	20,200	100	300
State education	6,500	6,300	5,900	200	600
Local government	93,400	96,500	90,400	-3,100	3,000
Local education	47,300	50,500	44,800	-3,200	2,500
Labor Disputes	0	0	0	0	0

The most recent month is preliminary, the prior month is revised. Prepared in cooperation with the U.S. Department of Labor, Bureau of Labor Statistics.

Labor Force Status: Civilian labor force includes employed and unemployed individuals 16 years and older by place of residence. Employed includes nonfarm payroll employment, self-employed, unpaid family workers, domestics, agriculture, and labor disputants. Unemployment rate is calculated by dividing unemployed by civilian labor force.

Nonfarm Payroll Employment: Data are by place of work and cover full- and part-time employees who worked or received pay for the pay period that includes the 12th of the month. The data exclude the self-employed, volunteers, unpaid family workers, and domestics.

The Portland-Vancouver-Beaverton metropolitan area includes Clackamas, Columbia, Multnomah, Washington, and Yamhill counties in Oregon, and Clark and Skamania counties in Washington State.



Oregon Labor Force and Unemployment by Area (1)

	August 2007			July 2007			August 2006		
	Civilian Labor Force	Employed	Unemployed Rate	Civilian Labor Force	Employed	Unemployed Rate	Civilian Labor Force	Employed	Unemployed Rate
United States	153,483,000	146,406,000	7,088,000	154,871,000	147,315,000	7,556,000	152,465,000	145,379,000	7,086,000
U.S. Seasonally Adjusted			4.6			4.6			4.6
State of Oregon	1,943,271	1,844,247	99,024	1,937,311	1,833,860	103,431	1,924,348	1,823,249	101,099
Oregon Seasonally Adjusted			5.1			5.4			5.3
Oregon Unemployed Rate			5.4			5.5			5.4
Metropolitan Statistical Areas:									
Bend (Deschutes County)	84,801	80,925	3,876	84,210	80,366	3,844	82,051	78,652	3,399
Corvallis (Benton County)	42,660	40,805	1,855	42,174	40,189	1,985	42,427	40,341	2,086
Eugene-Springfield (Lane County)	181,639	172,030	9,609	177,481	167,641	9,840	177,950	166,042	9,908
Medford (Jackson County)	102,538	96,725	5,813	101,064	94,924	6,140	101,014	95,190	5,824
Portland-Vancouver-Beaverton (2)	1,148,305	1,080,385	57,920	1,143,802	1,084,285	59,517	1,134,345	1,075,396	58,949
Salem (Marion and Polk counties)	195,582	185,412	10,170	195,261	184,685	10,576	194,316	183,778	10,538
Counties:									
Baker	7,005	7,005	395	7,386	6,984	402	7,373	6,971	402
Benton	42,680	40,805	1,875	42,174	40,189	1,985	42,427	40,341	2,086
Clackamas	200,291	191,045	9,246	199,994	190,212	9,782	198,377	188,864	9,513
Clatsop (3)	20,213	19,310	903	20,085	19,174	911	20,307	19,389	918
Columbia	24,212	22,862	1,350	24,189	22,762	1,427	23,988	22,601	1,387
Coos (3)	29,044	27,125	1,919	28,860	26,901	1,959	29,275	27,297	1,978
Crook (3)	10,100	9,517	583	9,925	9,319	606	9,889	9,354	535
Curry (3)	9,572	8,991	581	9,607	8,963	624	9,795	9,185	610
Deschutes	84,801	80,925	3,876	84,210	80,366	3,844	82,051	78,652	3,399
Douglas (3)	48,681	45,055	3,626	48,791	45,190	3,601	48,135	44,736	3,399
Gilliam	1,109	1,060	49	1,008	961	47	1,024	974	50
Grant	3,674	3,436	238	3,681	3,484	207	3,740	3,537	203
Haney	3,462	3,267	195	3,363	3,156	207	3,438	3,224	214
Hood River (3)	13,995	13,382	613	13,867	13,264	603	13,826	12,928	898
Jackson	102,538	96,725	5,813	101,064	94,924	6,140	101,014	95,190	5,824
Jefferson	9,599	9,025	574	9,388	8,780	618	9,677	9,189	488
Josephine (3)	35,605	33,177	2,428	35,471	32,937	2,534	35,537	33,193	2,344
Klamath (3)	31,168	29,232	1,936	30,949	28,943	2,006	30,873	29,012	1,861
Lane	3,767	3,538	229	3,776	3,537	239	3,790	3,583	207
Linn	181,639	172,030	9,609	177,481	167,641	9,840	177,950	166,042	9,908
Linn (3)	22,785	21,553	1,232	22,875	21,586	1,279	23,034	21,730	1,304
Malheur (3)	53,552	50,273	3,279	52,820	49,389	3,431	53,396	49,941	3,455
Marion	13,023	12,395	628	12,755	12,006	749	12,966	12,231	735
Morrow (3)	157,499	149,195	8,304	157,143	148,610	8,533	156,562	147,880	8,682
Multnomah	378,428	359,843	18,585	378,022	358,273	19,749	374,948	355,735	19,213
Polk	38,083	36,217	1,866	38,118	36,075	2,043	37,754	35,898	1,856
Sherman	906	859	47	924	874	50	866	820	46
Tillamook	13,151	12,538	613	13,018	12,385	624	12,924	12,250	674
Umatilla (3)	37,093	35,138	1,955	36,445	34,366	2,079	37,027	34,825	2,202
Union (3)	12,250	11,638	612	12,223	11,585	638	12,167	11,529	638
Wallowa	3,906	3,693	213	3,883	3,722	171	3,924	3,735	189
Wasco (3)	13,637	12,634	1,003	13,345	12,345	1,000	13,347	12,345	1,002
Washington	282,921	270,537	12,384	282,425	269,357	13,068	279,860	267,449	12,411
Wheeler	629	598	31	634	602	32	651	611	40
Yamhill	46,281	43,872	2,309	46,211	43,760	2,431	45,827	43,470	2,357

(1) Civilian labor force includes employed and unemployed individuals 16 years and older by place of residence. Employed includes nonfarm payroll employment, self-employed, unpaid family workers, domestics, agriculture, and labor dispirants. Unemployment rate is calculated by dividing unemployed by civilian labor force. Data are not seasonally adjusted unless otherwise noted.
 (2) Portland-Vancouver-Beaverton MSA includes Clackamas, Columbia, Multnomah, Washington, and Yamhill counties in Oregon and Clark and Skamania counties in Washington.
 (3) This county is in a micropolitan statistical area. Maheur County is part of the Ontario micropolitan statistical area, which also includes Payette County, Idaho. Morrow and Umatilla counties combine to form the Pendleton-Hermiston micropolitan statistical area. All of Oregon's other micropolitan statistical areas stand alone as single counties.

Next release: October 18, 2007

Contact: Kahi Riddell, (503) 947-1266
Kahi.R.Riddell@state.or.us