



Help Wanted in Clackamas County

**Results from the 2018
Job Vacancy Survey**



Clackamas County had roughly 6,300 job vacancies at any given time in 2018.

We surveyed 1,500 private employers with two or more employees.

If they were hiring, employers gave details about each vacancy, including:

- Job title
- Full- or part-time status
- Permanent or temporary status
- Starting wage or salary
- Educational and experience requirements

Businesses also identified if their vacancies were difficult to fill, and if so, they wrote in the primary reason they faced hiring challenges.

Leisure and hospitality reported the most vacancies of any industry.

Clackamas County Job Vacancies by Industry, 2018

Industry	Vacancies	Average Wage
All Industries	6,307	\$17.32
Leisure and hospitality	1,469	\$12.40
Construction	924	\$22.92
Health care and social assistance	798	\$21.07
Management, administrative, and waste services	495	\$14.71
Retail trade	438	\$15.11
Manufacturing	428	\$19.03
Other services	381	\$18.05
Wholesale trade	349	\$22.21
Financial activities	310	\$16.59
Natural resources and mining	277	\$15.05
Professional and technical services	207	\$27.08
Transportation, warehousing, and utilities	123	\$15.47
Private education services	75	\$15.19
Information	33	n/a



Construction and extraction occupations represented the group with the most vacancies.

Clackamas County Job Vacancies by Occupation Group, 2018

<u>Occupation Group</u>	<u>Vacancies</u>
All Occupations	6,307
Construction and Extraction	917
Food Preparation and Serving Related	855
Office and Administrative Support	697
Sales and Related	588
Personal Care and Service	509
Transportation and Material Moving	412
Production	361
Installation, Maintenance, and Repair	358
Building and Grounds Cleaning and Maintenance	299
Community and Social Service	206
Health Care Practitioners and Technical	191
Farming, Fishing, and Forestry	180
Management	173
Business and Financial Operations	135
Education, Training, and Library	126
Health Care Support	108
Protective Service	89
Computer and Mathematical	38
Architecture and Engineering	35
Arts, Design, Entertainment, Sports, and Media	20
Life, Physical, and Social Science	10



Area businesses were hiring for a variety of jobs across the economy in 2018. They reported vacancies for 157 different occupations.

Top Occupations in Clackamas County With the Highest Number of Job Vacancies, 2018

<u>Occupation</u>	<u>Vacancies</u>
All Occupations	6,307
Amusement and Recreation Attendants	256
Construction Laborers	232
Carpenters	197
Waiters and Waitresses	194
Retail Salespersons	188
Social and Human Service Assistants	183
Landscaping and Groundskeeping Workers	181
Farmworkers and Laborers, Crop, Nursery, and Greenhouse	175
Stock Clerks and Order Fillers	174
Cooks, Restaurant	163
Customer Service Representatives	161
Personal Care Aides	141
Cashiers	137
Automotive Service Technicians and Mechanics	117
Counter and Rental Clerks	115
Electricians	114



Some occupational vacancies are more difficult to fill than others.

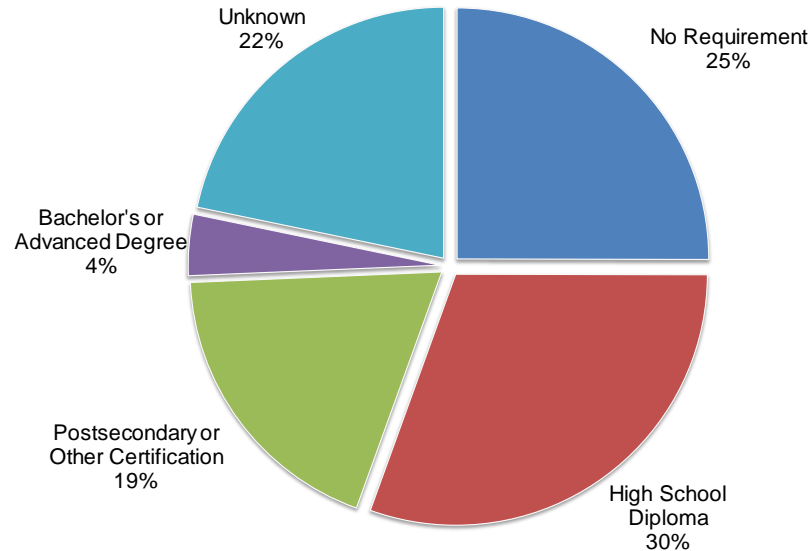
Top Clackamas County Occupations With the Highest Number of Difficult-to-Fill Job Vacancies, 2018

Occupation	Vacancies
Difficult-to-Fill Vacancies in All Occupations	3,201
Social and Human Service Assistants	160
Retail Salespersons	158
Construction Laborers	135
Landscaping and Groundskeeping Workers	130
Personal Care Aides	122
Automotive Service Technicians and Mechanics	117
Carpenters	115
Electricians	114
Customer Service Representatives	112
Roofers	82
Plumbers, Pipefitters, and Steamfitters	79
Heavy and Tractor-Trailer Truck Drivers	74
Automotive and Watercraft Service Attendants	69
Painters, Construction and Maintenance	69
Machinists	66
Crossing Guards	59
Cooks, Restaurant	50
Massage Therapists	49



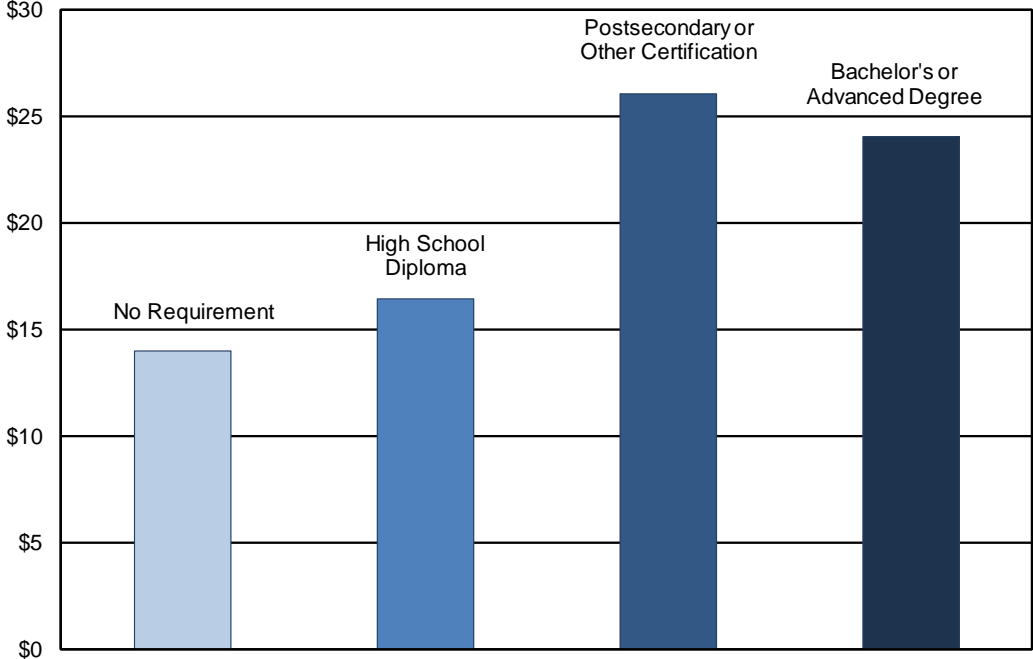
More than half (55%) of all Clackamas job vacancies required no education beyond high school.

Clackamas County Job Vacancies by Education Requirement, 2018



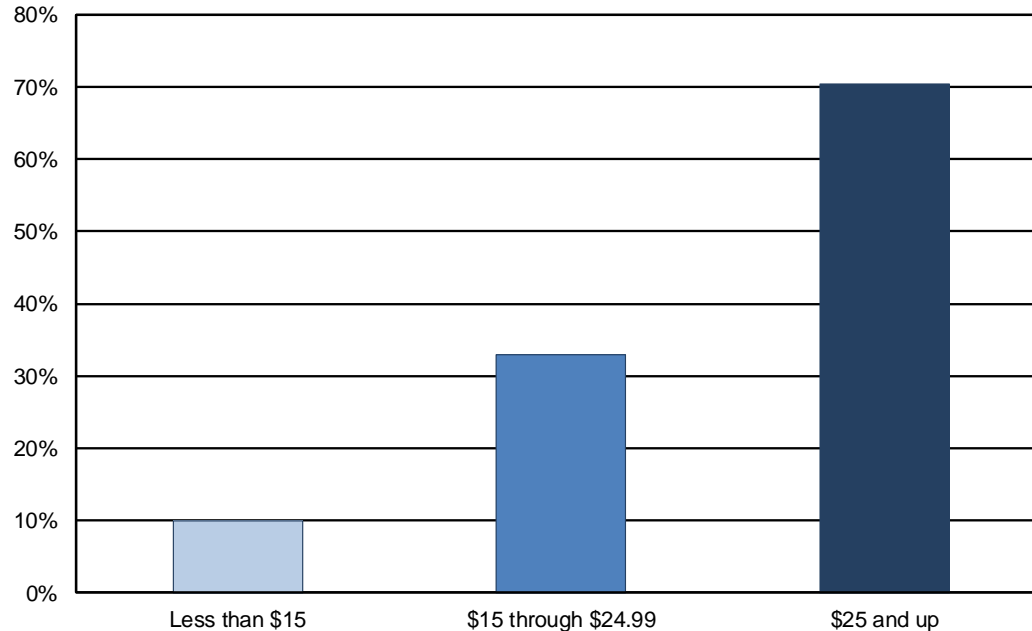
Average hourly wages generally increase along with education requirements for job vacancies...

Average Hourly Wage for Clackamas County Job Vacancies by Educational Requirement, 2018



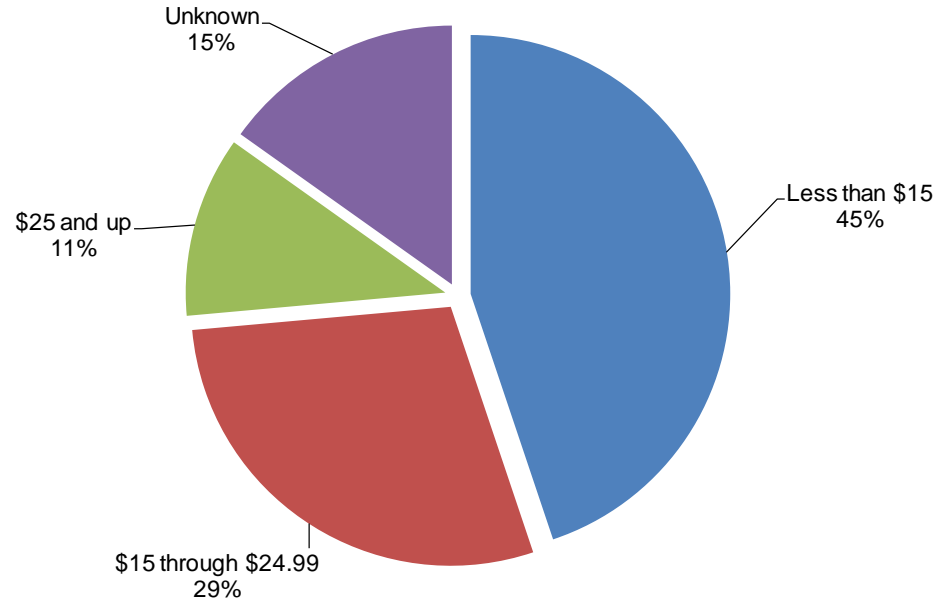
...and high-paying vacancies are more likely to require education beyond high school.

Share of Clackamas County Vacancies Requiring Education Beyond High School by Hourly Wage Range 2018



Almost half (45%) of all vacancies in Clackamas County pay less than \$15 per hour.

Clackamas County Job Vacancies by Hourly Wage, 2018



Vacancies requiring higher education are more likely to be high-paying, full-time, and require prior experience.

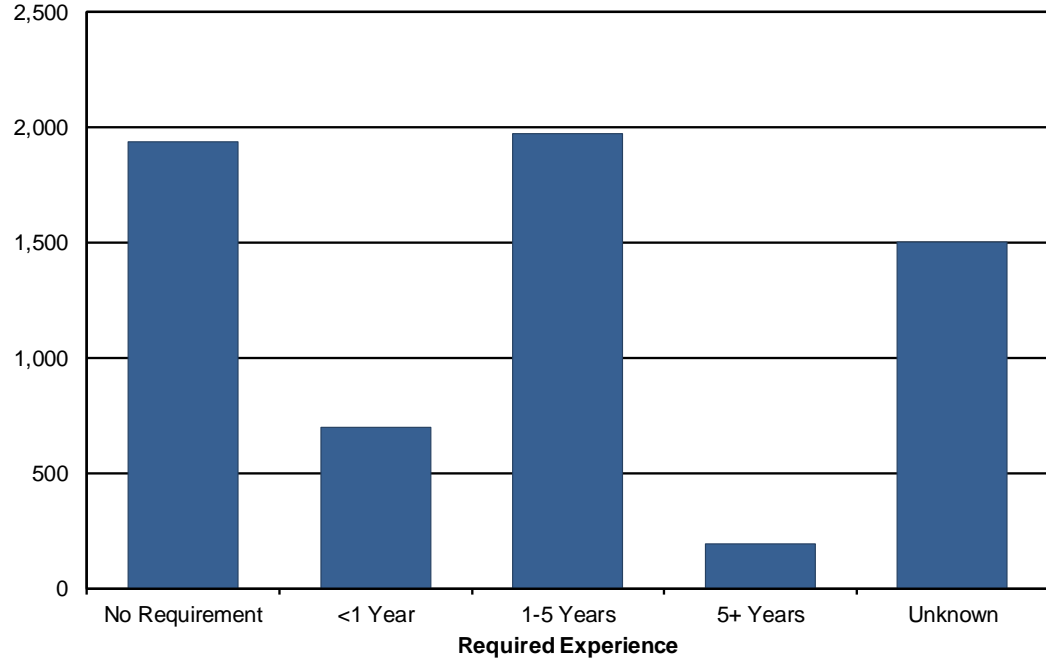
Clackamas County Job Vacancies by Required Education Level, 2018

Required Education Level	Vacancies	Average Hourly Wage	Full-time Positions	Permanent Positions	Require Previous Experience	Difficult to Fill
All Education Levels	6,307	\$17.32	82%	78%	45%	51%
No Requirement	1,579	\$14.00	74%	79%	23%	59%
High School Diploma	1,922	\$16.43	78%	86%	70%	59%
Postsecondary or Other Certification	1,187	\$26.08	87%	89%	74%	79%
Bachelor's or Advanced Degree	248	\$24.05	100%	100%	96%	61%
Unknown	1,371	\$12.67	91%	51%	4%	4%



Nearly half (45%) of all Clackamas County vacancies require previous work experience.

Clackamas County Job Vacancies by Required Previous Experience, 2018



High-paying vacancies are more likely to require a combination of education and previous experience.

Clackamas County Job Vacancies by Hourly Wage Range, 2018

Wage (per hour)	Vacancies	Average Hourly Wage	Full-time Positions	Permanent Positions	Require Education Beyond High School	Require Previous Experience	Difficult to Fill
All Wage Ranges	6,307	\$17.32	82%	78%	29%	45%	51%
Less than \$15	2,829	\$12.16	71%	63%	10%	29%	42%
\$15 through \$24.99	1,811	\$17.77	94%	83%	33%	60%	64%
\$25 and up	712	\$36.70	89%	100%	70%	82%	82%
Unknown	955	-	89%	95%	32%	38%	31%



The Oregon Job Vacancy Survey captures information for nine sub-state areas.

Survey Region	Counties
Central Oregon/East Cascades	Crook, Deschutes, Gilliam, Hood River, Jefferson, Klamath, Lake, Sherman, Wasco, Wheeler
Clackamas	Clackamas
Eastern Oregon	Baker, Grant, Harney, Malheur, Morrow, Umatilla, Union, Wallowa
Lane	Lane
Mid-Valley	Linn, Marion, Polk, Yamhill
Northwest Oregon	Benton, Clatsop, Columbia, Lincoln, Tillamook
Portland-Metro	Multnomah, Washington
Rogue Valley	Jackson, Josephine
Southwestern Oregon	Coos, Curry, Douglas

Half of all vacancies in Oregon were in the Portland Tri-County area.

Oregon Job Vacancies by Geography, 2018

Geography	Vacancies	Average Hourly Wage	Full-time Positions	Permanent Positions	Require Education Beyond High School	Require Previous Experience	Difficult to Fill
Oregon Statewide	57,960	\$17.63	79%	89%	32%	54%	57%
Portland Metro	23,083	\$19.23	80%	97%	37%	61%	55%
Mid-Valley	6,750	\$16.56	76%	94%	27%	48%	59%
Clackamas	6,307	\$17.32	82%	78%	29%	45%	51%
Lane	5,088	\$16.60	81%	92%	32%	57%	52%
Rogue Valley	4,966	\$17.16	85%	82%	33%	59%	56%
Central Oregon/ East Cascades	4,829	\$15.89	77%	80%	25%	47%	73%
Northwest Oregon	3,385	\$16.00	71%	78%	28%	40%	58%
Eastern Oregon	1,629	\$14.84	71%	74%	20%	42%	61%
Southwest Oregon	1,282	\$15.76	69%	89%	29%	60%	68%
Multi-area or unknown	641	\$26.06	76%	77%	40%	83%	49%





Amy Vander Vliet, Regional Economist

Oregon Employment Department

Amy.S.VanderVliet@oregon.gov

(971) 804-2099

Find the latest workforce and economic research at QualityInfo.org, or join the conversation on Twitter [@OED_Research](https://twitter.com/OED_Research).

