



Help Wanted in Clackamas County

**Results from the 2019
Job Vacancy Survey**



Clackamas County had roughly 5,800 job vacancies at any given time in 2019.

We surveyed 1,500 private employers with two or more employees.

If they were hiring, employers gave details about each vacancy, including:

- Job title
- Full- or part-time status
- Permanent or temporary status
- Starting wage or salary
- Educational and experience requirements

Businesses also identified if their vacancies were difficult to fill, and if so, they wrote in the primary reason they faced hiring challenges.

Leisure and hospitality reported the most vacancies of any industry, closely followed by health care.

Clackamas County Job Vacancies by Industry, 2019

Industry	Vacancies	Average Wage
All Industries	5,795	\$18.22
Leisure and hospitality	1,034	\$13.31
Health care and social assistance	1,009	\$16.68
Retail trade	628	\$16.32
Manufacturing	492	\$18.33
Management, administrative, and waste services	469	\$17.28
Financial activities	448	\$17.97
Professional, scientific, and technical services	447	\$31.96
Construction	378	\$24.88
Other services	335	\$17.29
Wholesale trade	267	\$20.27
Natural resources and mining	124	\$12.98
Transportation, warehousing, and utilities	113	\$14.94
Private educational services	51	\$14.65



Food prep and serving occupations represented the group with the most vacancies.

Clackamas County Job Vacancies by Occupation Group, 2019

Occupation Group	Vacancies	Average Wage
All Occupations	5,795	\$18.22
Food Preparation and Serving Related	958	\$13.04
Health Care Support	695	\$15.96
Sales and Related	631	\$17.16
Office and Administrative Support	534	\$16.49
Installation, Maintenance, and Repair	509	\$21.57
Transportation and Material Moving	427	\$14.73
Construction and Extraction	303	\$27.86
Business and Financial Operations	296	\$26.73
Production	230	\$17.00
Building and Grounds Cleaning and Maintenance	220	\$13.77
Personal Care and Service	187	\$13.03
Health Care Practitioners and Technical	158	\$42.42
Protective Service	142	\$15.05
Management	117	\$40.98
Architecture and Engineering	114	\$29.70
Education, Training, and Library	108	\$15.61
Farming, Fishing, and Forestry	88	\$12.77
Computer and Mathematical	69	\$24.21
Arts, Design, Entertainment, Sports, and Media	9	n/a



Area businesses were hiring for a variety of jobs across the economy in 2019. They reported vacancies for 126 different occupations.

Top Occupations in Clackamas County With the Highest Number of Job Vacancies, 2019

Occupation	Vacancies
All Occupations	5,795
Personal Care Aides	264
Nursing Assistants	222
Retail Salespersons	221
Automotive Service Technicians and Mechanics	196
Cashiers	193
Carpenters	191
Cooks, Restaurant	160
Food Preparation Workers	155
Fast Food and Counter Workers	153
Laborers and Freight, Stock, and Material Movers, Hand	136
Customer Service Representatives	126
Amusement and Recreation Attendants	112
Dining Room and Cafeteria Attendants and Bartender Helpers	110
Janitors and Cleaners, Except Maids and Housekeeping Cleaners	107
Receptionists and Information Clerks	106



Some occupational vacancies are more difficult to fill than others.

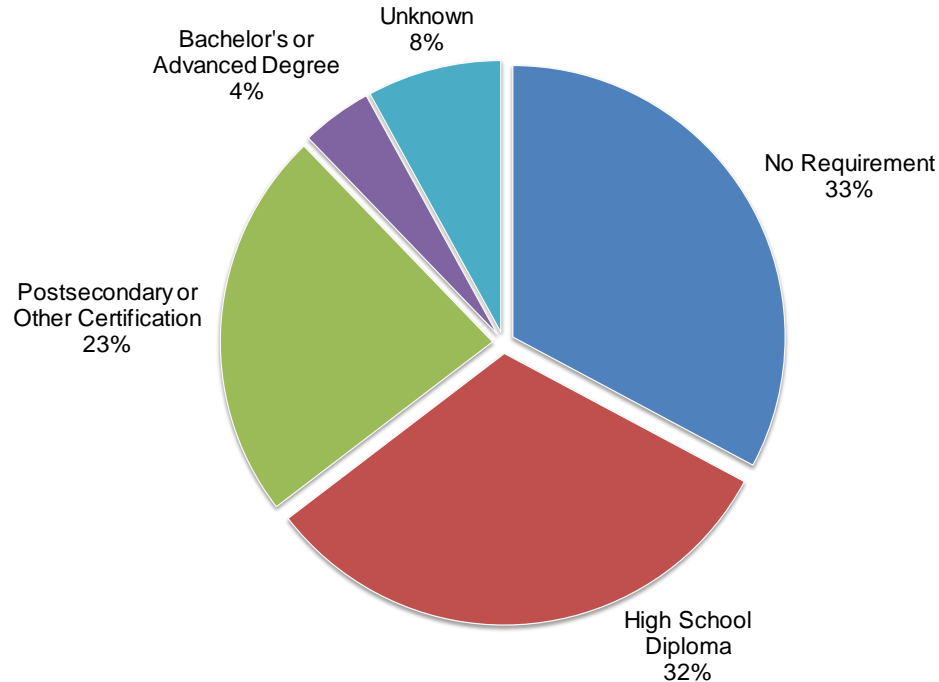
Top Clackamas County Occupations With the Highest Number of Difficult-to-Fill Job Vacancies, 2019

Occupation	Vacancies
Difficult-to-Fill Vacancies in All Occupations	3,349
Personal Care Aides	206
Carpenters	191
Retail Salespersons	146
Cooks, Restaurant	139
Automotive Service Technicians and Mechanics	136
Nursing Assistants	110
Security Guards	96
Maintenance and Repair Workers, General	92
Dining Room and Cafeteria Attendants and Bartender Helpers	92
Amusement and Recreation Attendants	85
Laborers and Freight, Stock, and Material Movers, Hand	82
Customer Service Representatives	72
Electricians	64
Veterinarians	64
Cooks, Institution and Cafeteria	64



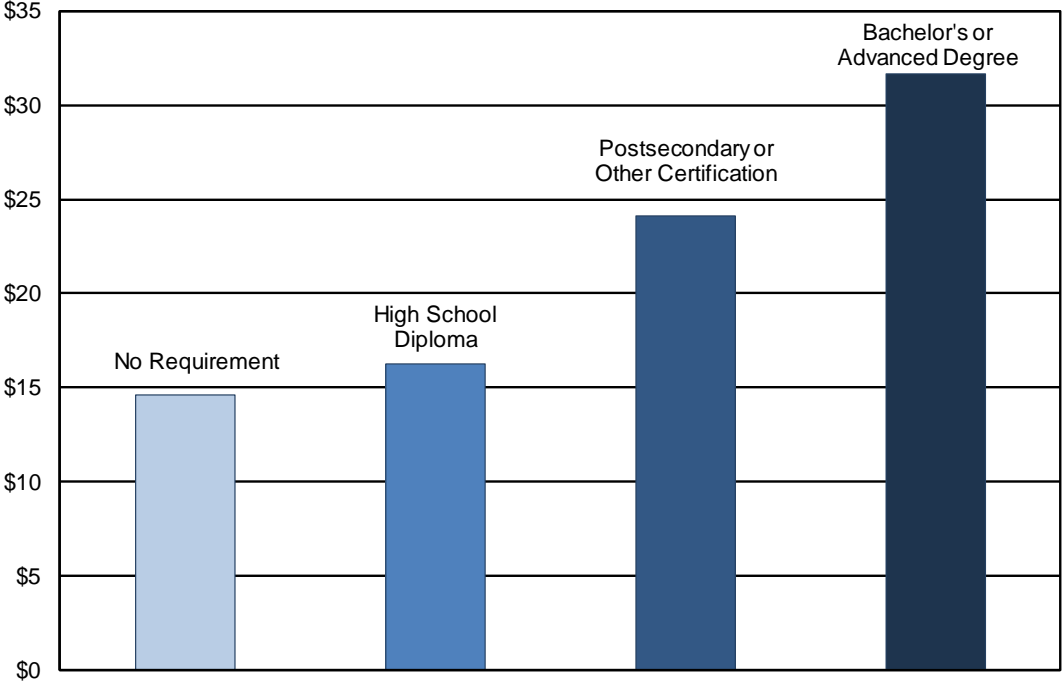
More than half (65%) of all Clackamas job vacancies required no education beyond high school.

Clackamas County Job Vacancies by Education Requirement, 2019



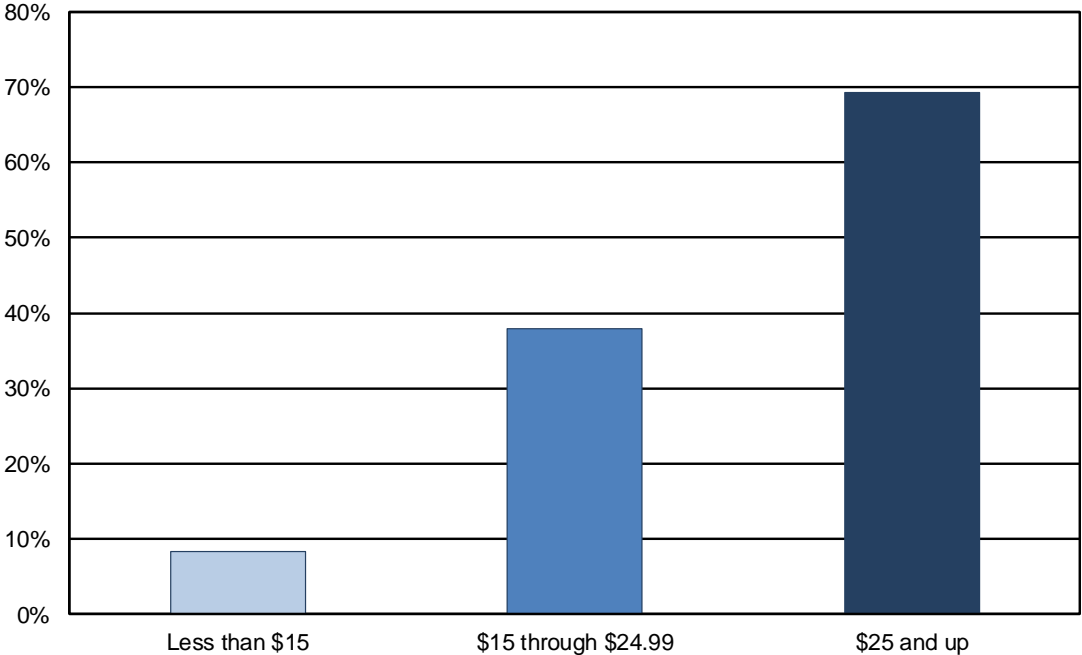
Average hourly wages generally increase along with education requirements for job vacancies...

Average Hourly Wage for Clackamas County Job Vacancies by Educational Requirement, 2019



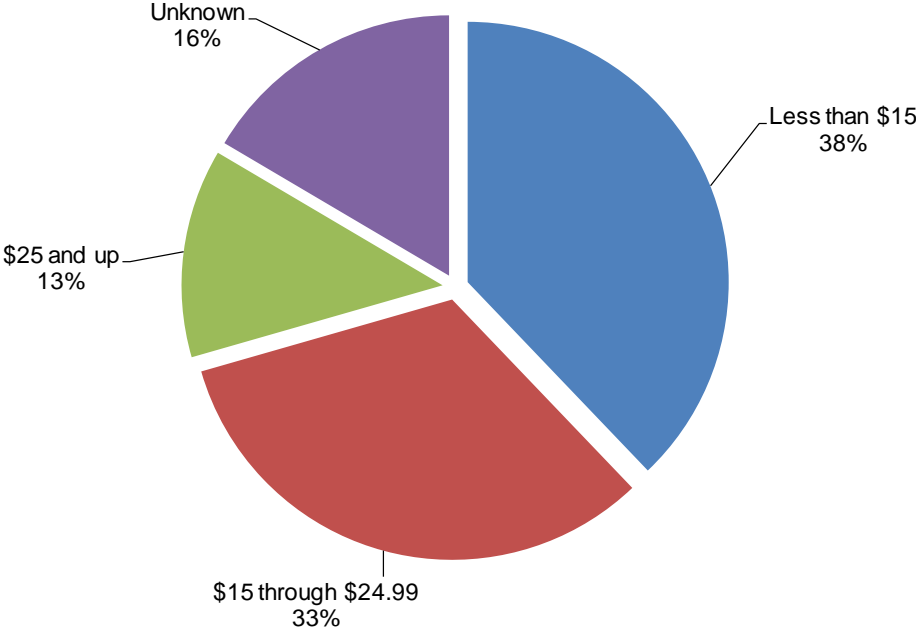
...and high-paying vacancies are more likely to require education beyond high school.

Share of Clackamas County Vacancies Requiring Education Beyond High School by Hourly Wage Range 2019



Roughly four out of 10 (38%) of all vacancies in Clackamas County pay less than \$15 per hour.

Clackamas County Job Vacancies by Hourly Wage, 2019



Vacancies requiring higher education are more likely to be high-paying, full-time, and require prior experience.

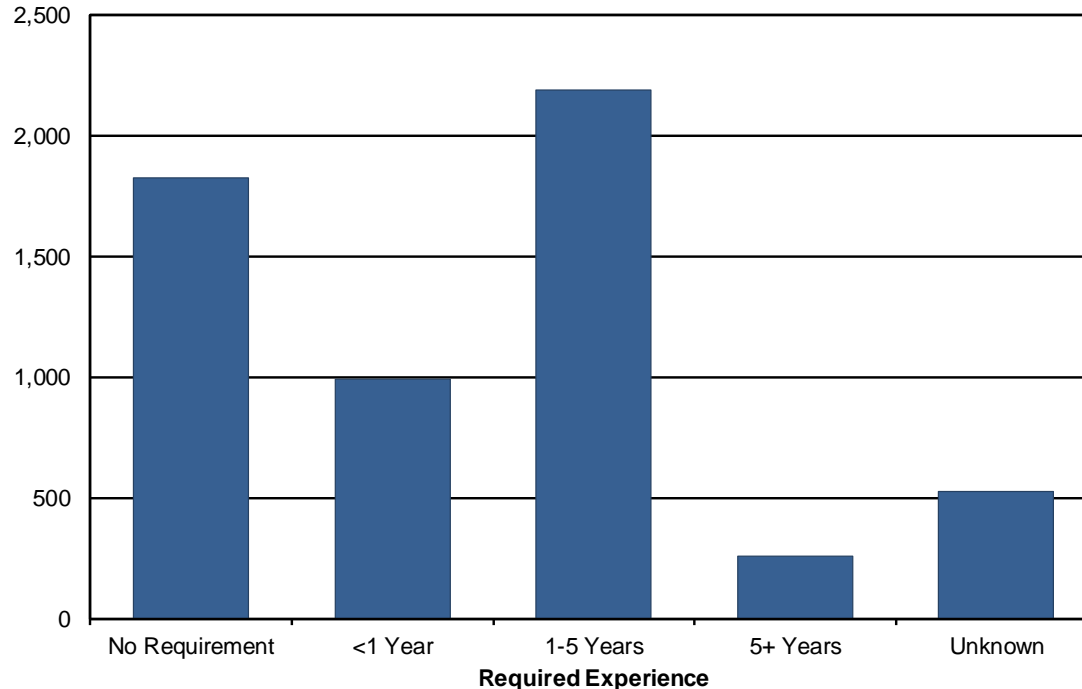
Clackamas County Job Vacancies by Hourly Wage Range, 2019

Wage (per hour)	Vacancies	Average Hourly Wage	Full-time Positions	Permanent Positions	Require Education Beyond High School	Require Previous Experience	Difficult to Fill
All Wage Ranges	5,795	\$18.22	74%	90%	30%	59%	58%
Less than \$15	2,195	\$12.99	50%	79%	8%	42%	59%
\$15 through \$24.99	1,893	\$17.70	89%	97%	38%	75%	67%
\$25 and up	751	\$34.82	96%	100%	69%	96%	79%
Unknown	956	-	84%	96%	33%	39%	20%



More than half (59%) of all Clackamas County vacancies require previous work experience.

Clackamas County Job Vacancies by Required Previous Experience, 2019



High-paying vacancies are more likely to require a combination of education and previous experience.

Clackamas County Job Vacancies by Hourly Wage Range, 2019

Wage (per hour)	Vacancies	Average Hourly Wage	Full-time Positions	Permanent Positions	Require Education Beyond High School	Require Previous Experience	Difficult to Fill
All Wage Ranges	5,795	\$18.22	74%	90%	30%	59%	58%
Less than \$15	2,195	\$12.99	50%	79%	8%	42%	59%
\$15 through \$24.99	1,893	\$17.70	89%	97%	38%	75%	67%
\$25 and up	751	\$34.82	96%	100%	69%	96%	79%
Unknown	956	-	84%	96%	33%	39%	20%



The Oregon Job Vacancy Survey captures information for nine sub-state areas.

Survey Region	Counties
Central Oregon/East Cascades	Crook, Deschutes, Gilliam, Hood River, Jefferson, Klamath, Lake, Sherman, Wasco, Wheeler
Clackamas	Clackamas
Eastern Oregon	Baker, Grant, Harney, Malheur, Morrow, Umatilla, Union, Wallowa
Lane	Lane
Mid-Valley	Linn, Marion, Polk, Yamhill
Northwest Oregon	Benton, Clatsop, Columbia, Lincoln, Tillamook
Portland-Metro	Multnomah, Washington
Rogue Valley	Jackson, Josephine
Southwestern Oregon	Coos, Curry, Douglas

Almost half (47%) of all vacancies in Oregon were in the Portland Tri-County area.

Oregon Job Vacancies by Geography, 2019

Geography	Vacancies	Average Hourly Wage	Full-time Positions	Permanent Positions	Require Education Beyond High School	Require Previous Experience	Difficult to Fill
Oregon Statewide	57,241	\$18.81	77%	93%	34%	57%	57%
Portland Metro	21,218	\$20.46	79%	94%	36%	57%	50%
Mid-Valley	7,091	\$16.87	79%	97%	31%	55%	61%
Clackamas	5,795	\$18.22	74%	90%	30%	59%	58%
Central Oregon/East Cascades	5,673	\$18.55	74%	92%	34%	54%	66%
Lane	5,414	\$17.31	73%	95%	37%	62%	55%
Rogue Valley	4,134	\$18.66	77%	91%	34%	65%	64%
Northwest Oregon	3,357	\$18.34	69%	90%	30%	48%	58%
Eastern Oregon	2,147	\$18.83	78%	84%	43%	54%	61%
Southwestern Oregon	1,745	\$16.41	72%	87%	30%	58%	63%
Multi-area or unknown	667	\$21.48	81%	94%	32%	61%	70%





Amy Vander Vliet, Regional Economist

Oregon Employment Department

Amy.S.VanderVliet@oregon.gov

(971) 804-2099

Find the latest workforce and economic research at QualityInfo.org, or join the conversation on Twitter [@OED_Research](https://twitter.com/OED_Research).

