



# Help Wanted in the East Cascades

*Results from the 2017  
Job Vacancy Survey*



# The East Cascades had roughly 6,500 job vacancies at any given time in 2017.

We surveyed 1,400 private employers in the Columbia Gorge, Central Oregon, and South Central Oregon with two or more employees during 2017.

If they were hiring, we asked about each vacancy's:

- ✓ Job title
- ✓ Full- or part-time status
- ✓ Permanent or temporary status
- ✓ Starting wage or salary
- ✓ Educational and experience requirements



# Leisure and hospitality and health care had the largest number of job vacancies.

## East Cascades Job Vacancies by Industry, 2017

<b>Industry</b>	<b>Vacancies</b>
<b>All Industries</b>	<b>6,533</b>
Leisure and hospitality	1,225
Health care and social assistance	927
Retail trade	805
Natural resources and mining	797
Manufacturing	689
Construction	669
Administrative, management, and waste services	464
Financial activities	256
Transportation, warehousing, and utilities	242
Professional and technical services	126
Other services	118
Wholesale trade	105
Information	104
Private educational services	6



# Farming and food preparation occupations represented the largest number of vacancies by occupational group.

East Cascades Job Vacancies by Occupation Group, 2017

<u>Occupation Group</u>	<u>Vacancies</u>
<b>All Occupations</b>	<b>6,533</b>
Farming, Fishing, and Forestry	864
Food Preparation and Serving Related	782
Construction and Extraction	707
Office and Administrative Support	518
Sales and Related	476
Installation, Maintenance, and Repair	464
Production	365
Building and Grounds Cleaning and Maintenance	357
Transportation and Material Moving	339
Health Care Practitioners and Technical	338
Protective Service	300
Personal Care and Service	199
Management	176
Health Care Support	171
Architecture and Engineering	154
Business and Financial Operations	98
Education, Training, and Library	74
Community and Social Service	66
Arts, Design, Entertainment, Sports, and Media	55
Life, Physical, and Social Science	18
Computer and Mathematical	6
Legal	6



# East Cascades businesses reported job vacancies in 147 different occupations.

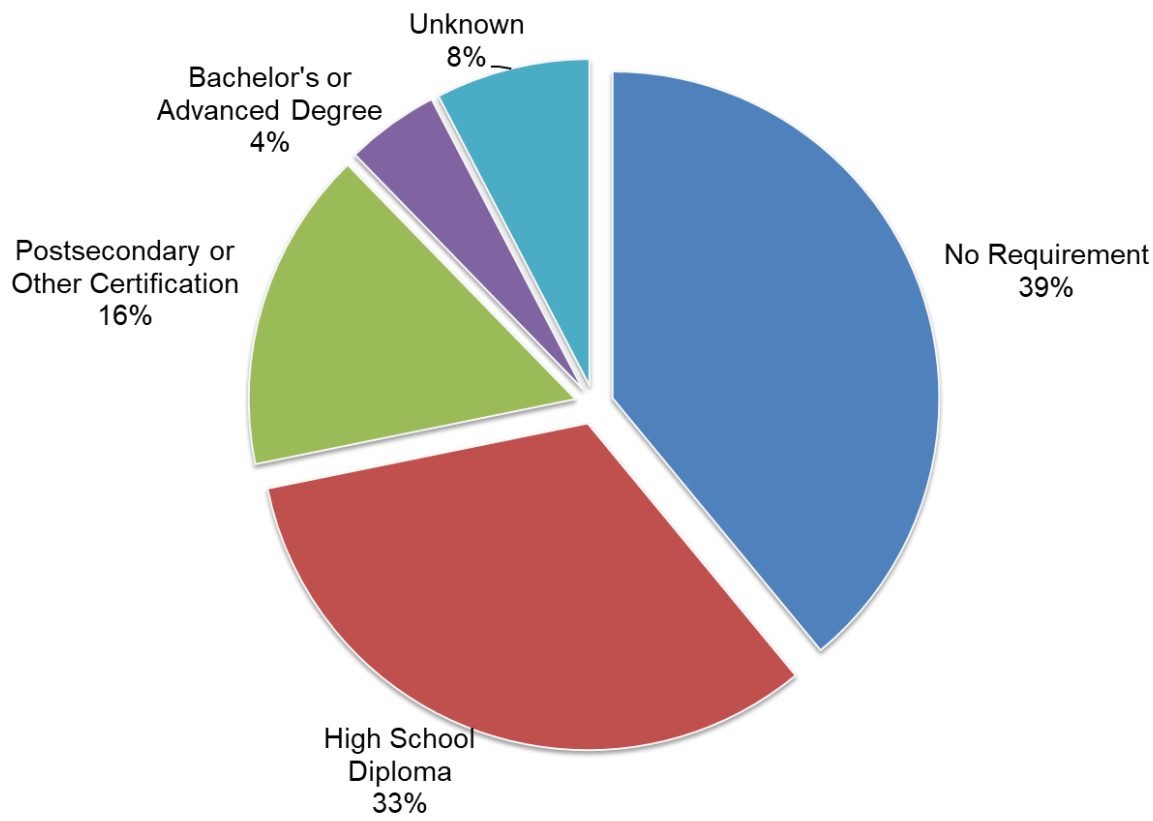
## Top East Cascades Occupations With the Highest Number of Job Vacancies, 2017

<b>Occupation</b>	<b>Vacancies</b>
<b>All Occupations</b>	<b>6,533</b>
Combined Food Preparation and Serving Workers, Including Fast Food	324
Graders and Sorters, Agricultural Products	306
Farmworkers and Laborers, Crop, Nursery, and Greenhouse	298
Construction Laborers	257
Production Workers, All Other	207
Cashiers	206
Registered Nurses	205
Maids and Housekeeping Cleaners	197
Retail Salespersons	197
Lifeguards, Ski Patrol, and Other Recreational Protective Service Workers	180
Automotive Service Technicians and Mechanics	150
Cooks, Restaurant	147
Fallers	145
Heavy and Tractor-Trailer Truck Drivers	130
Laborers and Freight, Stock, and Material Movers, Hand	122
Firefighters	120
Maintenance and Repair Workers, General	118
Electricians	110
Personal Care Aides	102
Groundskeeping Workers	100



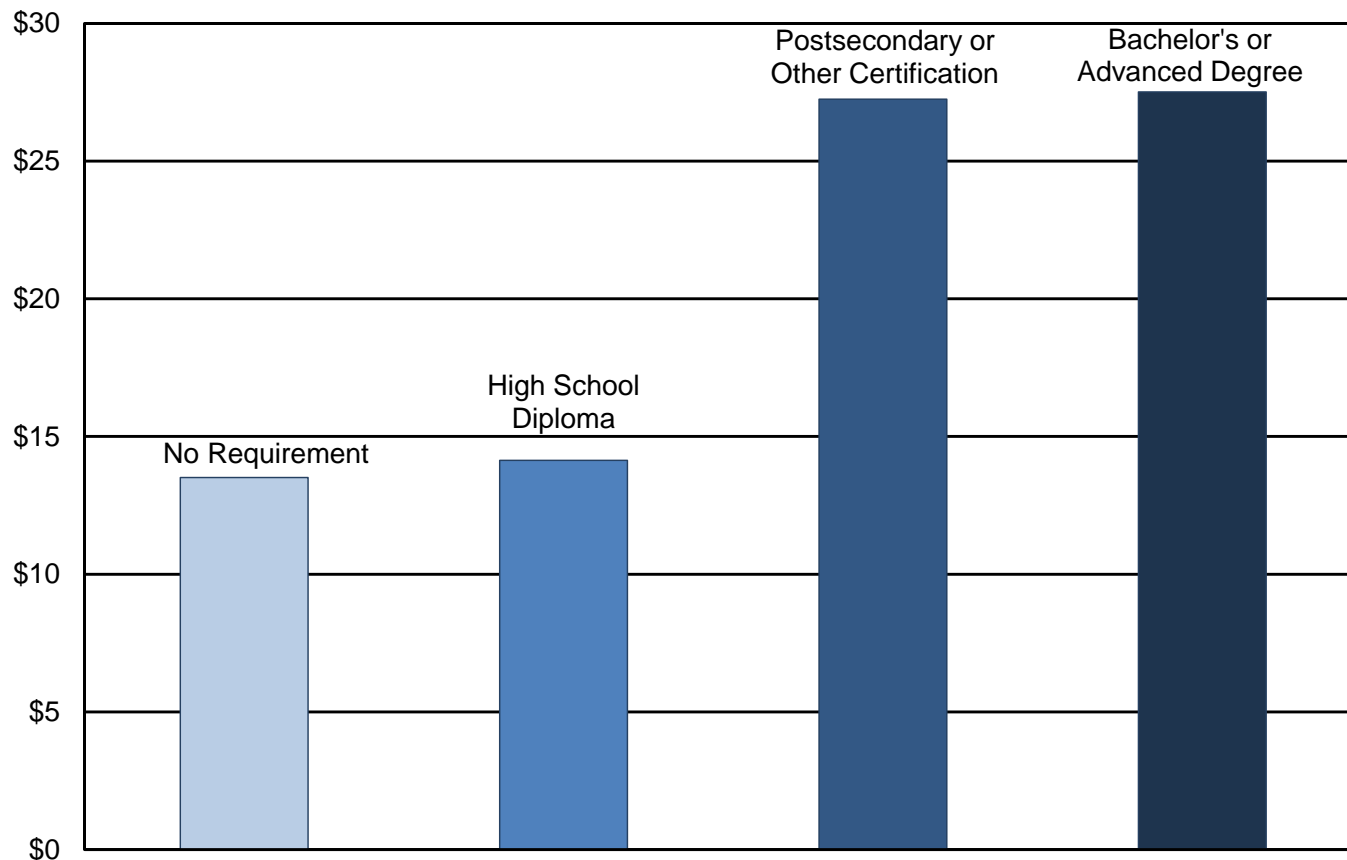
# Seven out of 10 (72%) regional vacancies required no education beyond high school.

East Cascades Job Vacancies by Educational Requirement, 2017



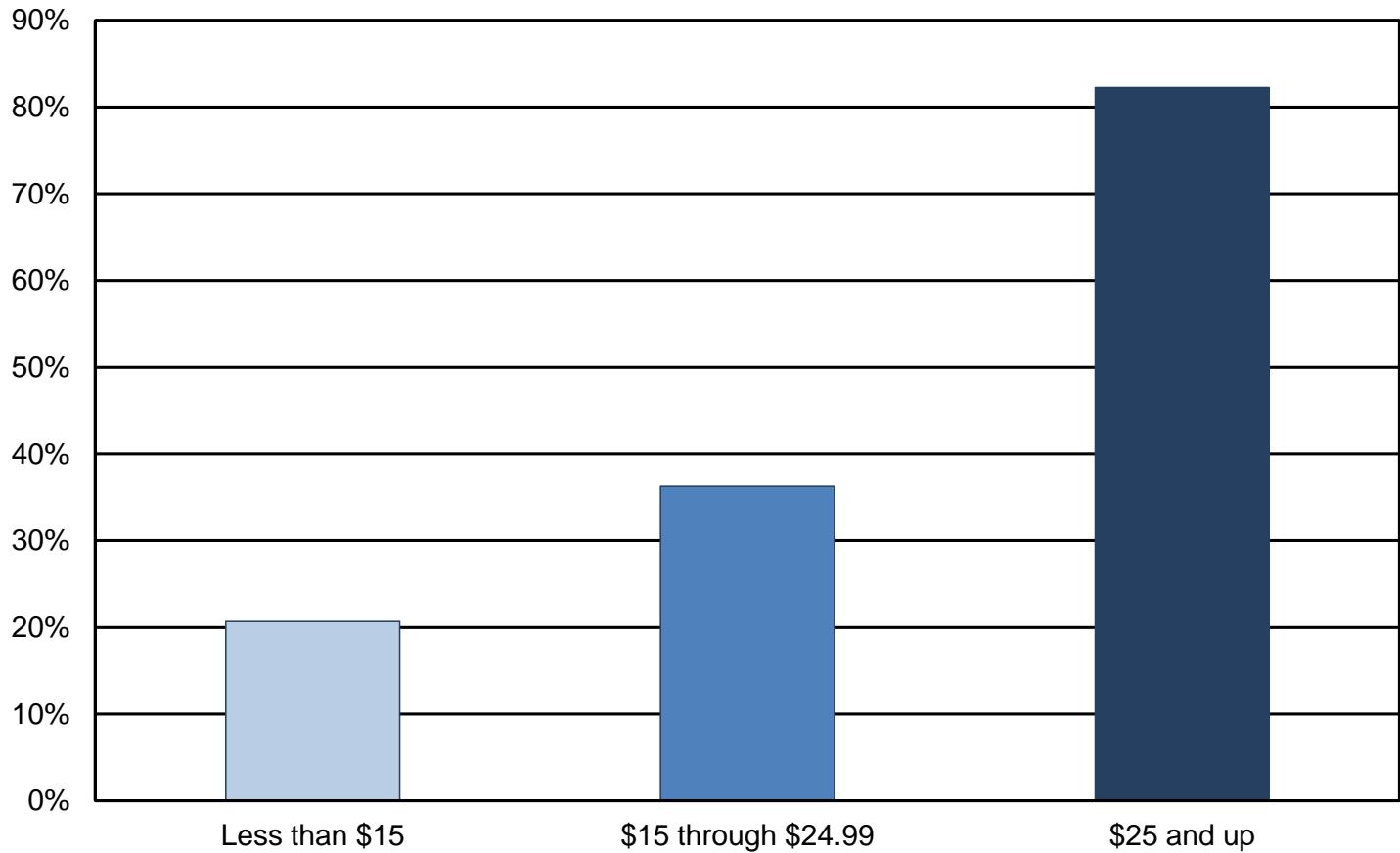
# Average hourly wages generally increase along with educational requirements for job vacancies...

**Average Hourly Wage for East Cascades Job Vacancies  
by Educational Requirement, 2017**



# ... and high-paying vacancies are more likely to require education beyond high school.

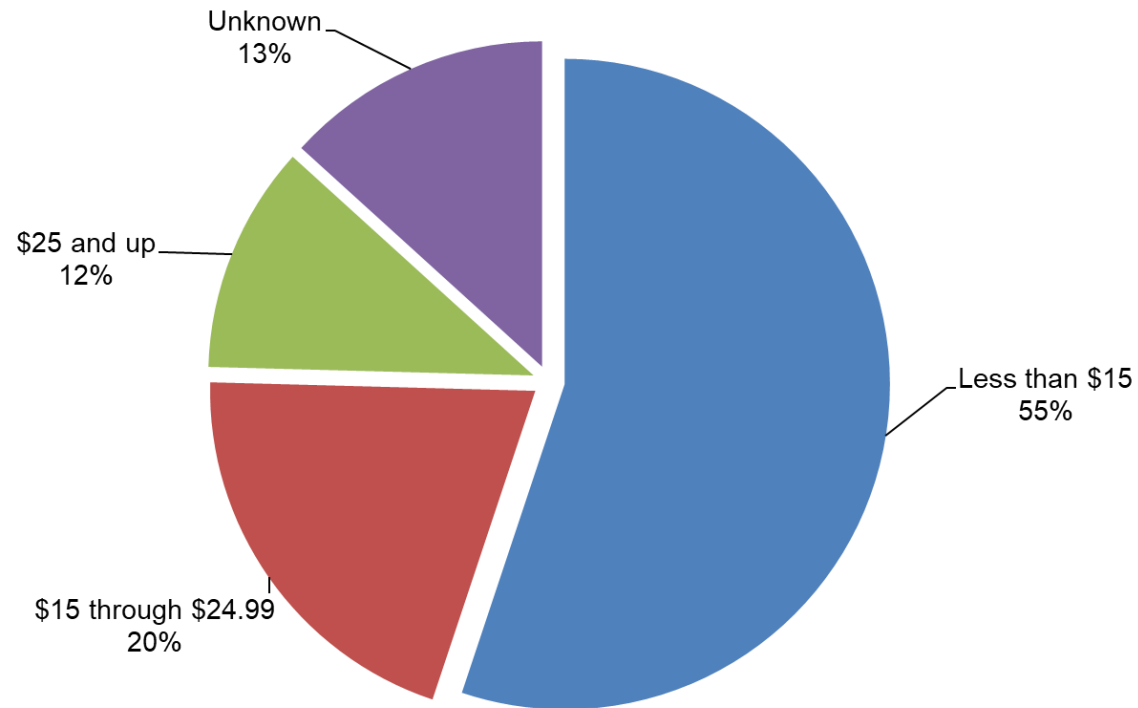
Share of East Cascades Job Vacancies Requiring Education Beyond High School by Hourly Wage Range, 2016





# More than half (55%) of all vacancies in the region pay less than \$15 per hour.

East Cascades Job Vacancies by Hourly Wage, 2017



# Vacancies requiring higher education are more likely to be high-paying, full-time, and require prior experience.

East Cascades Job Vacancies by Required Education Level, 2017

Required Education Level	Vacancies	Average Hourly Wage	Full-time Positions	Permanent Positions	Requiring Previous Experience	Difficult to Fill
<b>All Education Levels</b>	<b>6,533</b>	<b>\$16.68</b>	<b>68%</b>	<b>73%</b>	<b>47%</b>	<b>64%</b>
No Requirement	2,549	\$13.51	58%	52%	19%	74%
High School Diploma	2,142	\$14.13	72%	81%	65%	63%
Postsecondary or Other Certification	1,040	\$27.24	82%	95%	88%	67%
Bachelor's or Advanced Degree	302	\$27.51	90%	100%	94%	62%
Unknown	500	\$9.50	60%	90%	less than 1%	10%



# High-paying vacancies are more likely to require a combination of education and previous experience.

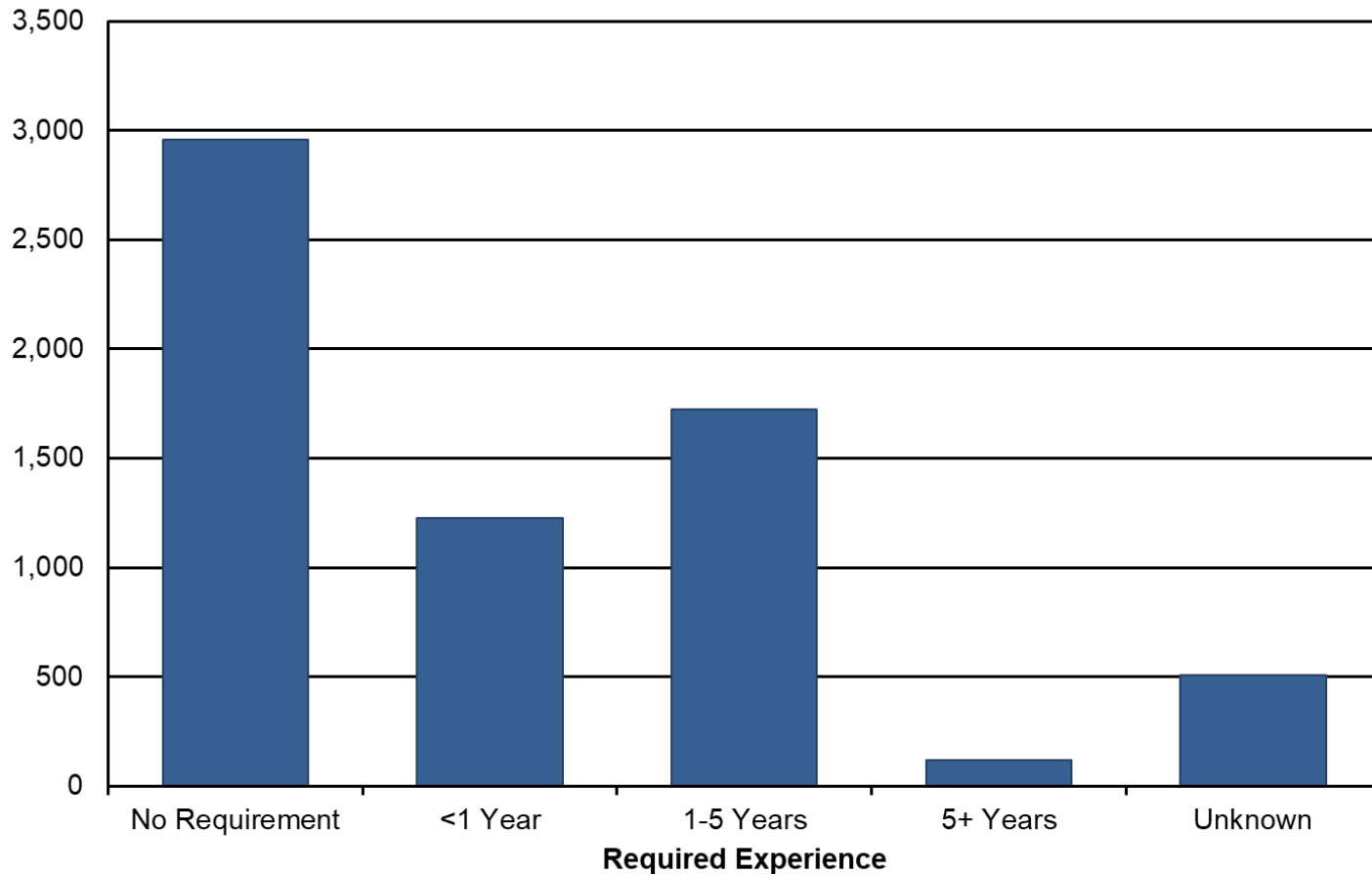
East Cascades Job Vacancies by Hourly Wage Range, 2017

Wage (per hour)	Vacancies	Average Hourly Wage	Full-time Positions	Permanent Positions	Requiring Education Beyond High School	Requiring Previous Experience	Difficult to Fill
<b>All Wage Ranges</b>	<b>6,533</b>	<b>\$16.68</b>	<b>68%</b>	<b>73%</b>	<b>22%</b>	<b>47%</b>	<b>64%</b>
Less than \$15	3,601	\$11.56	55%	56%	7%	32%	68%
\$15 through \$24.99	1,326	\$18.27	91%	91%	30%	85%	76%
\$25 and up	739	\$38.80	100%	100%	81%	78%	65%
Unknown	867	-	63%	95%	26%	25%	28%



**Almost half (47%) of all regional vacancies require previous experience.**

**East Cascades Job Vacancies by Experience Requirement, 2017**



# Businesses reported the largest number of difficult-to-fill vacancies for farmworkers and laborers.

## Top East Cascades Occupations With the Highest Number of Difficult-to-Fill Job Vacancies, 2017

<u>Occupation</u>	<u>Vacancies</u>
<b>Difficult-to-Fill Vacancies in All Occupations</b>	<b>4,184</b>
Farmworkers and Laborers, Crop, Nursery, and Greenhouse	274
Graders and Sorters, Agricultural Products	246
Construction Laborers	201
Combined Food Preparation and Serving Workers, Including Fast Food	198
Lifeguards, Ski Patrol, and Other Recreational Protective Service Workers	180
Fallers	145
Maids and Housekeeping Cleaners	135
Cooks, Restaurant	122
Firefighters	120
Production Workers, All Other	120
Heavy and Tractor-Trailer Truck Drivers	118
Electricians	110
First-Line Supervisors of Landscaping, Lawn Service, and Groundskeeping	100
Retail Salespersons	100
Roofers	91
Automotive Service Technicians and Mechanics	75
Registered Nurses	67
Maintenance and Repair Workers, General	62
Laborers and Freight, Stock, and Material Movers, Hand	60
Logging Workers, All Other	60



# The natural resources and leisure and hospitality industries had the largest number of difficult-to-fill vacancies.

## East Cascades Difficult-to-Fill Job Vacancies by Industry, 2017

<b>Industry</b>	<b>Vacancies</b>
<b>All Industries</b>	<b>4,184</b>
Natural resources and mining	767
Leisure and hospitality	763
Construction	585
Manufacturing	520
Health care and social assistance	505
Retail trade	343
Administrative, management, and waste services	272
Transportation, warehousing, and utilities	124
Other services	106
Financial activities	98
Professional and technical services	77
Information	18
Private educational services	6



# One out of four vacancies in Oregon were in the two-county (Multnomah and Washington) Portland Metro area.

Oregon Job Vacancies by Geography, 2017

Geography	Vacancies	Average Hourly Wage	Full-time Positions	Permanent Positions	Requiring Education Beyond High School	Requiring Previous Experience	Difficult to Fill
<b>Oregon Statewide</b>	<b>60,718</b>	<b>\$17.82</b>	<b>77%</b>	<b>88%</b>	<b>29%</b>	<b>57%</b>	<b>64%</b>
Portland Metro	15,406	\$22.21	80%	95%	45%	62%	51%
Mid-Valley	8,465	\$16.85	81%	87%	24%	57%	63%
Clackamas	8,236	\$16.90	84%	91%	16%	64%	73%
Central Oregon/ East Cascades	6,533	\$16.68	68%	73%	22%	47%	64%
Rogue Valley	5,718	\$16.38	74%	84%	28%	54%	66%
Lane	5,536	\$15.58	76%	96%	31%	56%	64%
Northwest Oregon	3,749	\$15.90	64%	79%	24%	46%	73%
Southwest Oregon	2,568	\$15.21	68%	88%	32%	57%	74%
Eastern Oregon	2,307	\$16.10	67%	82%	31%	53%	62%
Multi-area or unknown	2,200	\$19.84	80%	77%	21%	68%	82%



**Damon Runberg, Regional Economist**

Oregon Employment Department

Damon.M.Runberg@oregon.gov

(541) 706-0779

**Join the conversation:**

[OregonEmployment.blogspot.com](http://OregonEmployment.blogspot.com)

Twitter @OrEmployment

