



Help Wanted in the East Cascades

**Results from the 2018
Job Vacancy Survey**



The East Cascades had roughly 4,800 job vacancies at any given time in 2018.

We surveyed 1,500 private employers with two or more employees.

If they were hiring, employers gave details about each vacancy, including:

- Job title
- Full- or part-time status
- Permanent or temporary status
- Starting wage or salary
- Educational and experience requirements

Businesses also identified if their vacancies were difficult to fill, and if so, they wrote in the primary reason they faced hiring challenges.

Private health care and social assistance reported the most vacancies of any industry.

East Cascades Job Vacancies by Industry, 2018

<u>Industry</u>	<u>Vacancies</u>
All Industries	4,829
Health care and social assistance	917
Leisure and hospitality	806
Construction	543
Manufacturing	473
Transportation, warehousing, and utilities	430
Administrative, management, and waste services	325
Retail trade	307
Other services	258
Natural resources and mining	209
Wholesale trade	158
Private education services	121
Professional and technical services	118
Financial activities	116
Information	48



Transportation and material moving occupations represented the group with the most vacancies.

East Cascades Job Vacancies by Occupation Group, 2018

<u>Occupation Group</u>	<u>Vacancies</u>
All Occupations	4,829
Transportation and Material Moving	627
Food Preparation and Serving Related	617
Construction and Extraction	498
Office and Administrative Support	381
Personal Care and Service	372
Production	331
Sales and Related	284
Installation, Maintenance, and Repair	262
Farming, Fishing, and Forestry	247
Building and Grounds Cleaning and Maintenance	222
Health Care Support	205
Community and Social Service	183
Health Care Practitioners and Technical	135
Education, Training, and Library	121
Business and Financial Operations	101
Protective Service	74
Management	64
Computer and Mathematical	56
Life, Physical, and Social Science	41
Architecture and Engineering	8



Area businesses were hiring for a variety of jobs across the economy in 2018. They reported vacancies for 144 different occupations.

Top East Cascades Occupations With the Highest Number of Job Vacancies, 2018

Occupation	Vacancies
All Occupations	4,829
Personal Care Aides	298
Combined Food Preparation and Serving Workers, Including Fast Food	219
Heavy and Tractor-Trailer Truck Drivers	204
Forest and Conservation Workers	174
Laborers and Freight, Stock, and Material Movers, Hand	169
Cooks, Restaurant	165
Nursing Assistants	140
Retail Salespersons	109
Stock Clerks and Order Fillers	97
Automotive Service Technicians and Mechanics	93
Cashiers	93
Carpenters	75
Registered Nurses	75
Maids and Housekeeping Cleaners	74



Some occupational vacancies are more difficult to fill than others.

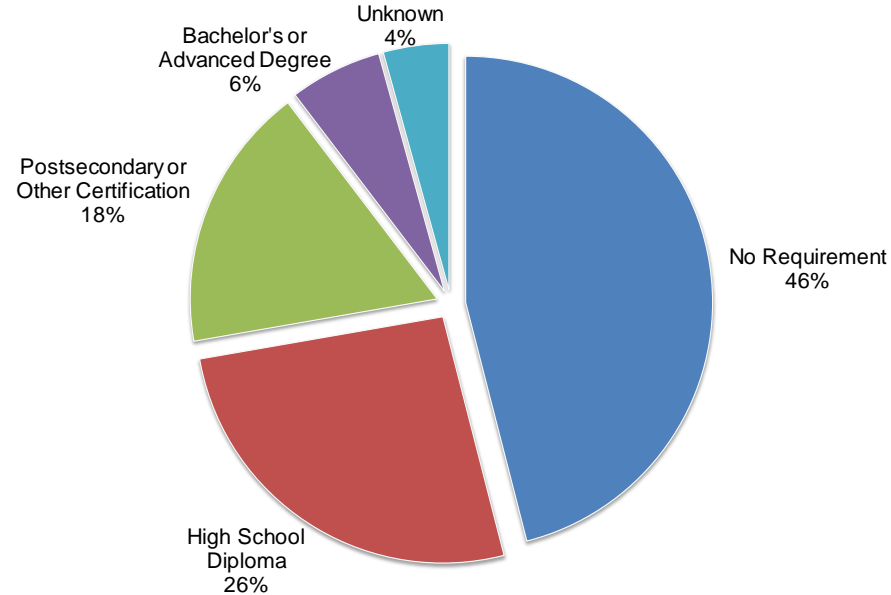
Top East Cascades Occupations With the Highest Number of Difficult-to-Fill Job Vacancies, 2018

Occupation	Vacancies
Difficult-to-Fill Vacancies in All Occupations	3,540
Personal Care Aides	280
Combined Food Preparation and Serving Workers, Including Fast Food	210
Heavy and Tractor-Trailer Truck Drivers	174
Forest and Conservation Workers	174
Cooks, Restaurant	134
Nursing Assistants	131
Laborers and Freight, Stock, and Material Movers, Hand	122
Automotive Service Technicians and Mechanics	80
Carpenters	75
Hazardous Materials Removal Workers	73
Fence Erectors	73
Stock Clerks and Order Fillers	73
Self-Enrichment Education Teachers	73
Electricians	61
Cashiers	59
Dental Assistants	57
Registered Nurses	57
Retail Salespersons	56
Janitors and Cleaners, Except Maids and Housekeeping Cleaners	55
Accountants and Auditors	52



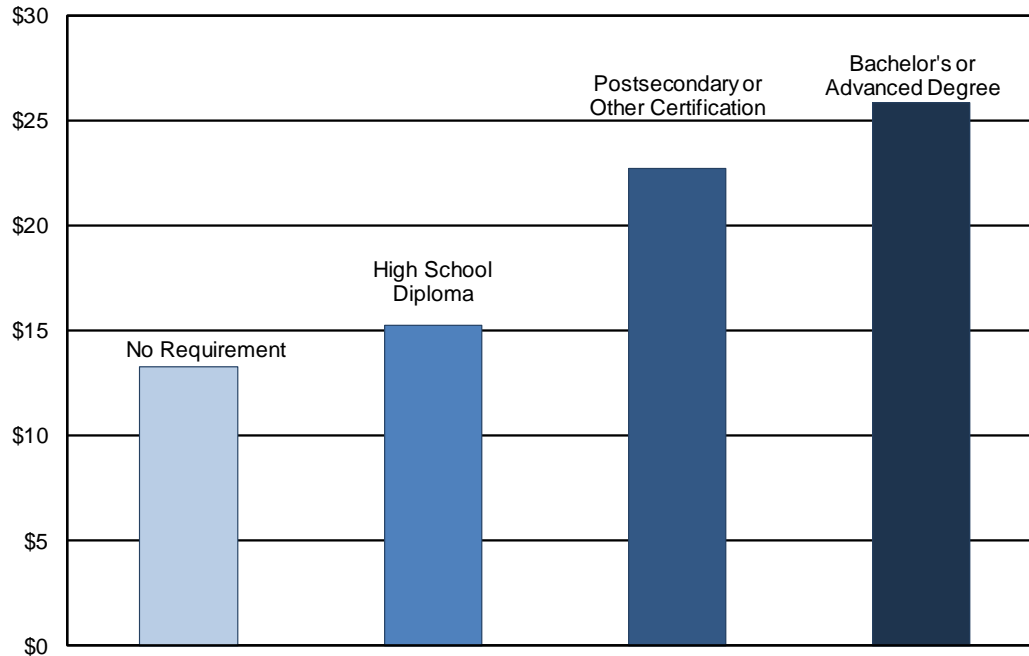
Most (72%) East Cascades job vacancies required no education beyond high school.

East Cascades Job Vacancies by Educational Requirement, 2018



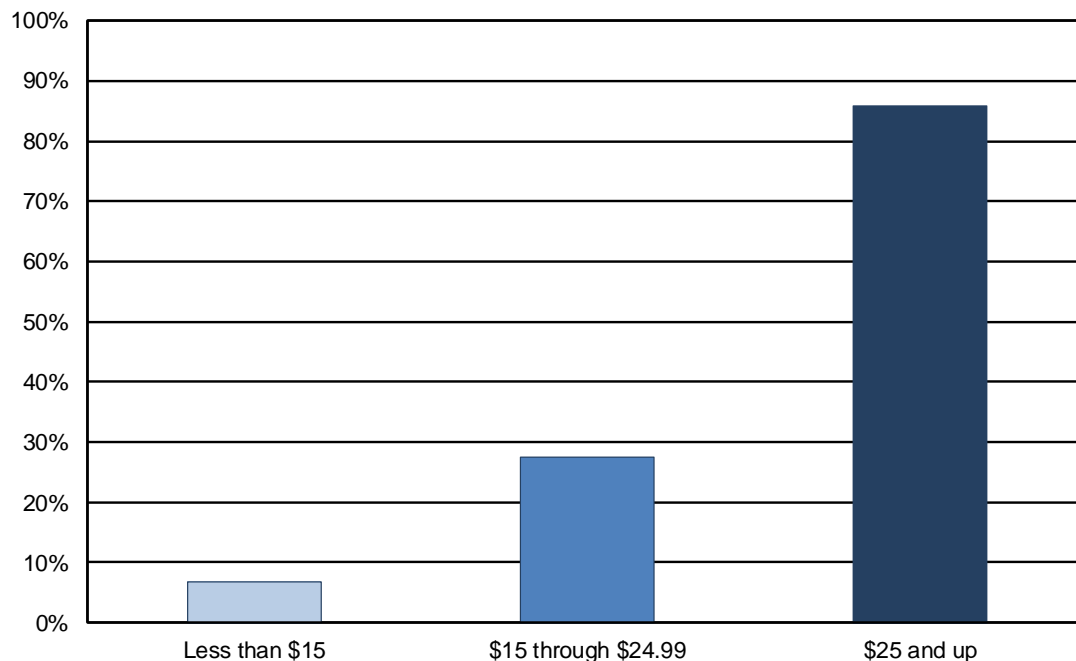
Average hourly wages generally increase along with education requirements for job vacancies...

Average Hourly Wage for East Cascades Job Vacancies
by Educational Requirement, 2018



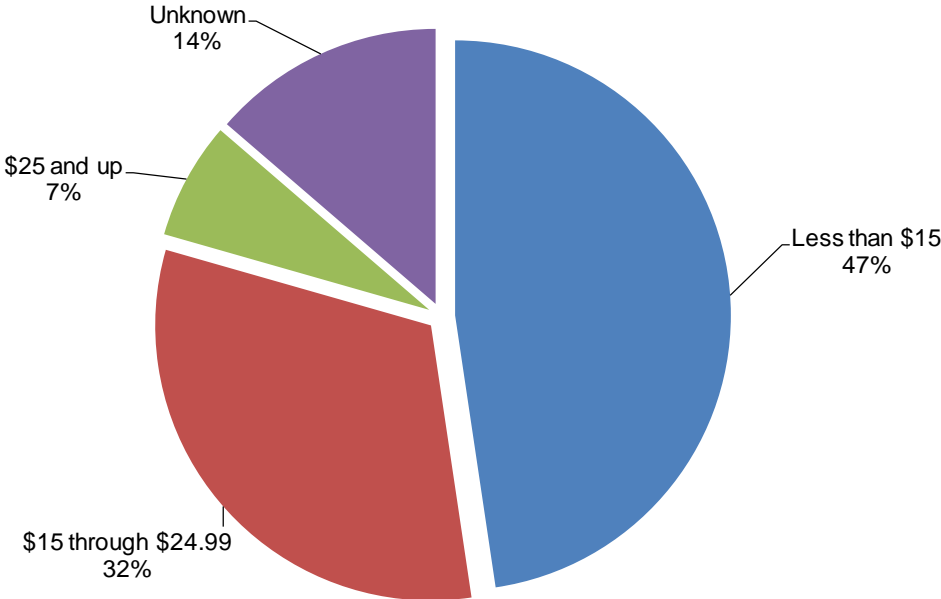
...and high-paying vacancies are more likely to require education beyond high school.

Share of East Cascades Job Vacancies Requiring Education Beyond High School by Hourly Wage Range, 2018



Nearly half (47%) of all vacancies in the East Cascades pay less than \$15 per hour.

East Cascades Job Vacancies by Hourly Wage, 2018



Vacancies requiring higher education are more likely to be high-paying and require prior experience.

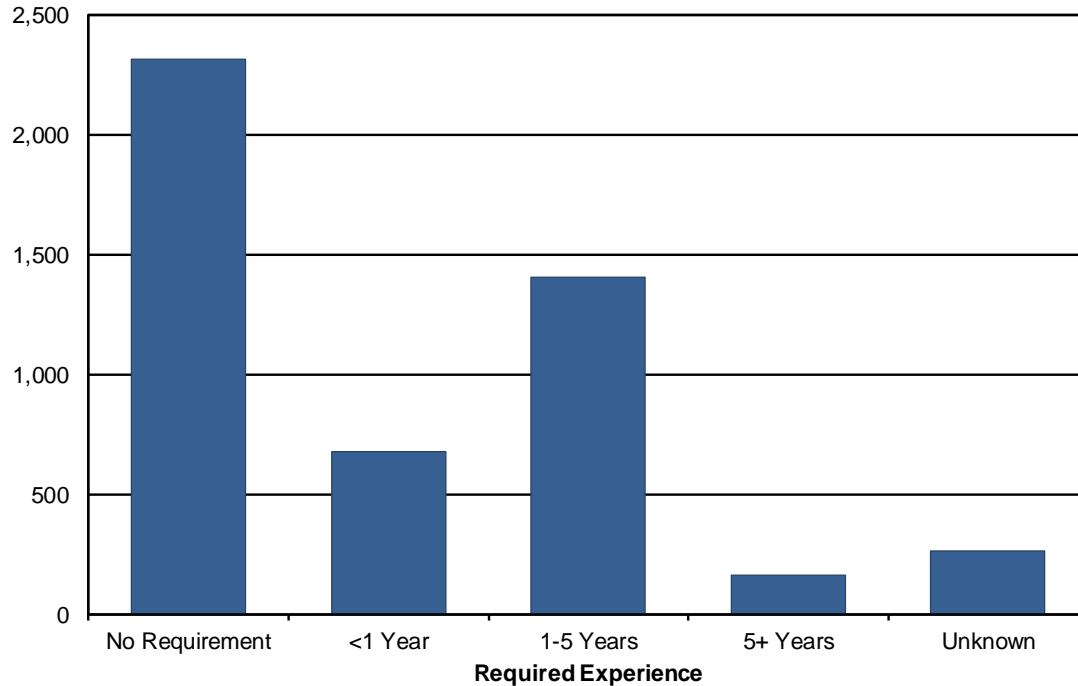
East Cascades Job Vacancies by Required Education Level, 2018

Required Education Level	Vacancies	Average Hourly Wage	Full-time Positions	Permanent Positions	Require Previous Experience	Difficult to Fill
All Education Levels	4,829	\$15.89	77%	80%	47%	73%
No Requirement	2,222	\$13.26	71%	68%	24%	76%
High School Diploma	1,267	\$15.23	82%	93%	56%	75%
Postsecondary or Other Certification	841	\$22.69	77%	82%	82%	79%
Bachelor's or Advanced Degree	292	\$25.83	97%	100%	94%	66%
Unknown	207	\$15.12	83%	88%	14%	18%



Nearly half (47%) of all East Cascades vacancies require previous work experience.

East Cascades Job Vacancies by Experience Requirement, 2018



High-paying vacancies are more likely to require a combination of education and previous experience.

East Cascades Job Vacancies by Hourly Wage Range, 2018

Wage (per hour)	Vacancies	Average Hourly Wage	Full-time Positions	Permanent Positions	Require Education Beyond High School	Require Previous Experience	Difficult to Fill
All Wage Ranges	4,829	\$15.89	77%	80%	25%	47%	73%
Less than \$15	2,301	\$11.88	64%	79%	7%	28%	69%
\$15 through \$24.99	1,535	\$18.02	94%	75%	27%	60%	84%
\$25 and up	333	\$33.71	96%	100%	86%	99%	79%
Unknown	660	-	73%	85%	57%	56%	61%



The Oregon Job Vacancy Survey captures information for nine sub-state areas.

Survey Region	Counties
Central Oregon/East Cascades	Crook, Deschutes, Gilliam, Hood River, Jefferson, Klamath, Lake, Sherman, Wasco, Wheeler
Clackamas	Clackamas
Eastern Oregon	Baker, Grant, Harney, Malheur, Morrow, Umatilla, Union, Wallowa
Lane	Lane
Mid-Valley	Linn, Marion, Polk, Yamhill
Northwest Oregon	Benton, Clatsop, Columbia, Lincoln, Tillamook
Portland-Metro	Multnomah, Washington
Rogue Valley	Jackson, Josephine
Southwestern Oregon	Coos, Curry, Douglas

Half of all vacancies in Oregon were in the Portland Tri-County area.

Oregon Job Vacancies by Geography, 2018

Geography	Vacancies	Average Hourly Wage	Full-time Positions	Permanent Positions	Require Education Beyond High School	Require Previous Experience	Difficult to Fill
Oregon Statewide	57,960	\$17.63	79%	89%	32%	54%	57%
Portland Metro	23,083	\$19.23	80%	97%	37%	61%	55%
Mid-Valley	6,750	\$16.56	76%	94%	27%	48%	59%
Clackamas	6,307	\$17.32	82%	78%	29%	45%	51%
Lane	5,088	\$16.60	81%	92%	32%	57%	52%
Rogue Valley	4,966	\$17.16	85%	82%	33%	59%	56%
Central Oregon/ East Cascades	4,829	\$15.89	77%	80%	25%	47%	73%
Northwest Oregon	3,385	\$16.00	71%	78%	28%	40%	58%
Eastern Oregon	1,629	\$14.84	71%	74%	20%	42%	61%
Southwest Oregon	1,282	\$15.76	69%	89%	29%	60%	68%
Multi-area or unknown	641	\$26.06	76%	77%	40%	83%	49%





Damon Runberg, Regional Economist

Oregon Employment Department

Damon.M.Runberg@oregon.gov

(541) 706-0779

Find the latest workforce and economic research at QualityInfo.org, or join the conversation on Twitter [@OED_Research](https://twitter.com/OED_Research).

