



Help Wanted in Eastern Oregon

*Results from the 2017
Job Vacancy Survey*



Eastern Oregon had roughly 2,300 job vacancies at any given time in 2017.

We surveyed 1,200 private employers in Baker, Grant, Harney, Malheur, Morrow, Union, Umatilla, and Wallowa counties with two or more employees during 2017.

If they were hiring, we asked about each vacancy's:

- ✓ Job title
- ✓ Full- or part-time status
- ✓ Permanent or temporary status
- ✓ Starting wage or salary
- ✓ Educational and experience requirements



The health care industry had the largest number of job vacancies.

Eastern Oregon Job Vacancies by Industry, 2017

Industry	Vacancies
All Industries	2,307
Health care and social assistance	783
Natural resources and mining	283
Manufacturing	230
Transportation, warehousing, and utilities	191
Leisure and hospitality	163
Retail trade	159
Wholesale trade	156
Construction	117
Professional and technical services	68
Administrative, management, and waste services	58
Other services	53
Information	36
Financial activities	10



Health care practitioners and transportation and material moving occupations had the largest number of vacancies by occupational group.

Eastern Oregon Job Vacancies by Occupation Group, 2017

Occupation Group	Vacancies
All Occupations	2,307
Health Care Practitioners and Technical	380
Transportation and Material Moving	344
Farming, Fishing, and Forestry	270
Production	213
Office and Administrative Support	172
Food Preparation and Serving Related	158
Health Care Support	130
Sales and Related	128
Community and Social Service	104
Installation, Maintenance, and Repair	93
Construction and Extraction	89
Personal Care and Service	84
Business and Financial Operations	49
Building and Grounds Cleaning and Maintenance	42
Life, Physical, and Social Science	14
Education, Training, and Library	11
Legal	10
Management	8
Architecture and Engineering	4
Unclassified	4



Eastern Oregon businesses reported job vacancies in 100 different occupations.

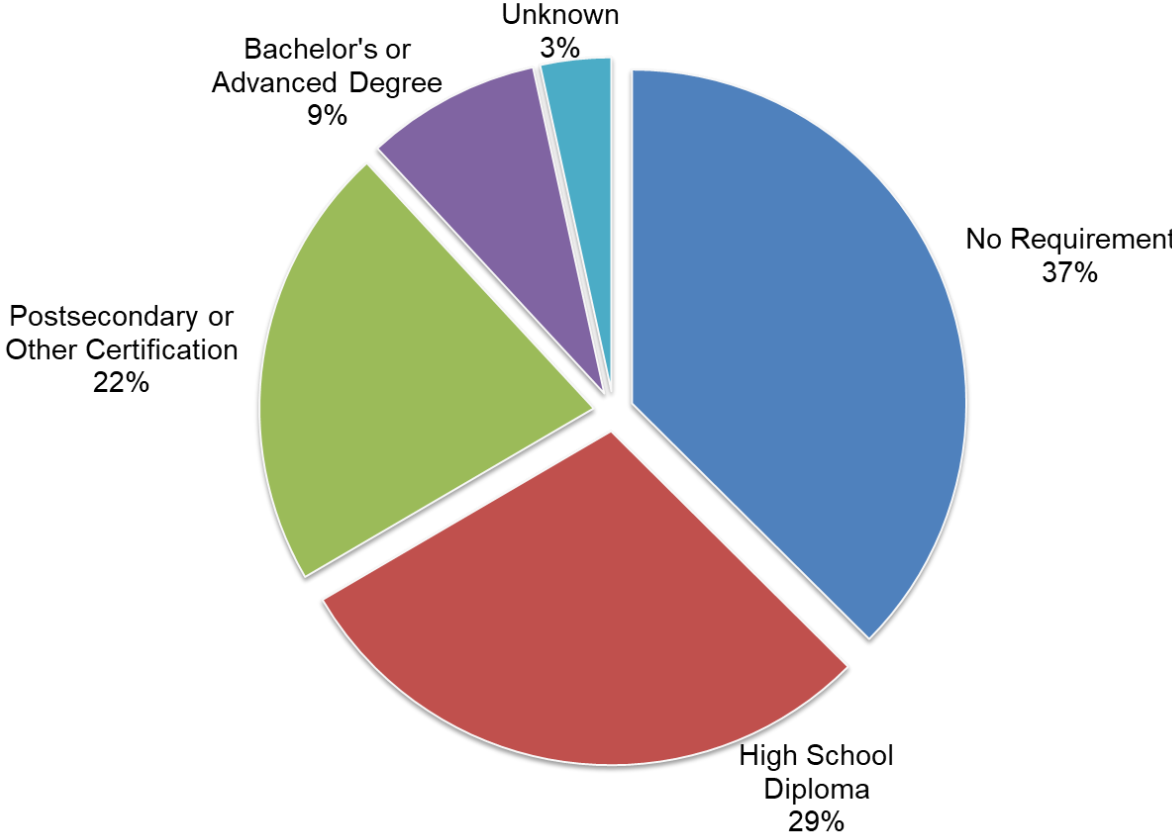
Top Eastern Oregon Occupations With the Highest Number of Job Vacancies, 2017

Occupation	Vacancies
All Occupations	2,307
Registered Nurses	240
Farmworkers and Laborers, Crop, Nursery, and Greenhouse	231
Heavy and Tractor-Trailer Truck Drivers	155
Laborers and Freight, Stock, and Material Movers, Hand	116
Nursing Assistants	83
Retail Salespersons	66
Production Workers, All Other	64
Cooks, Restaurant	61
Receptionists and Information Clerks	57
Cashiers	54
Personal Care Aides	53
Welders, Cutters, Solderers, and Brazers	45
Installation, Maintenance, and Repair Workers, All Other	42
Social and Human Service Assistants	42
Industrial Truck and Tractor Operators	37
Mental Health and Substance Abuse Social Workers	36
Customer Service Representatives	36
Carpenters	28
Slaughterers and Meat Packers	28
Construction Laborers	27



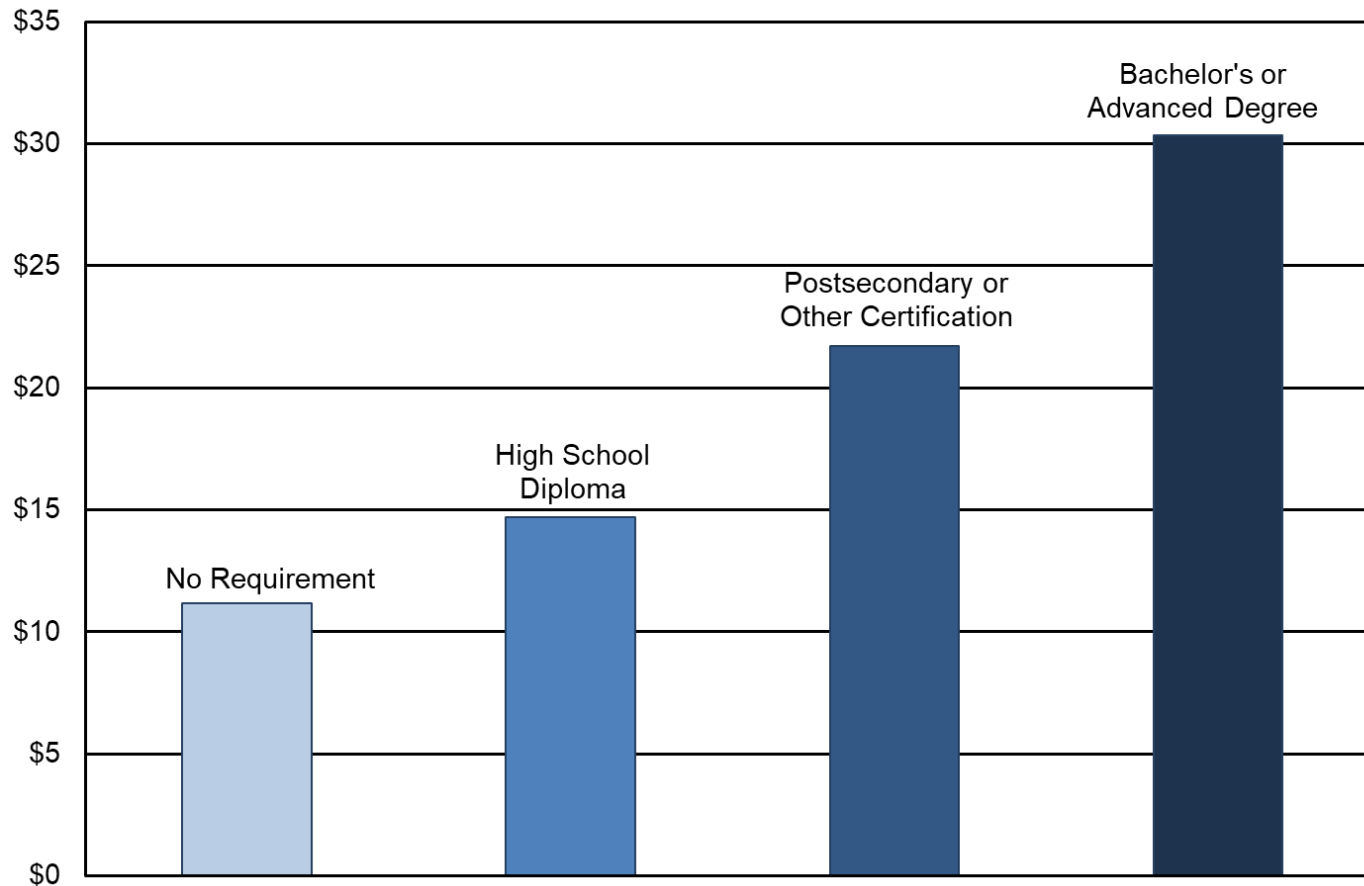
About two-thirds (66%) of regional vacancies required no education beyond high school.

Eastern Oregon Job Vacancies by Educational Requirement, 2017



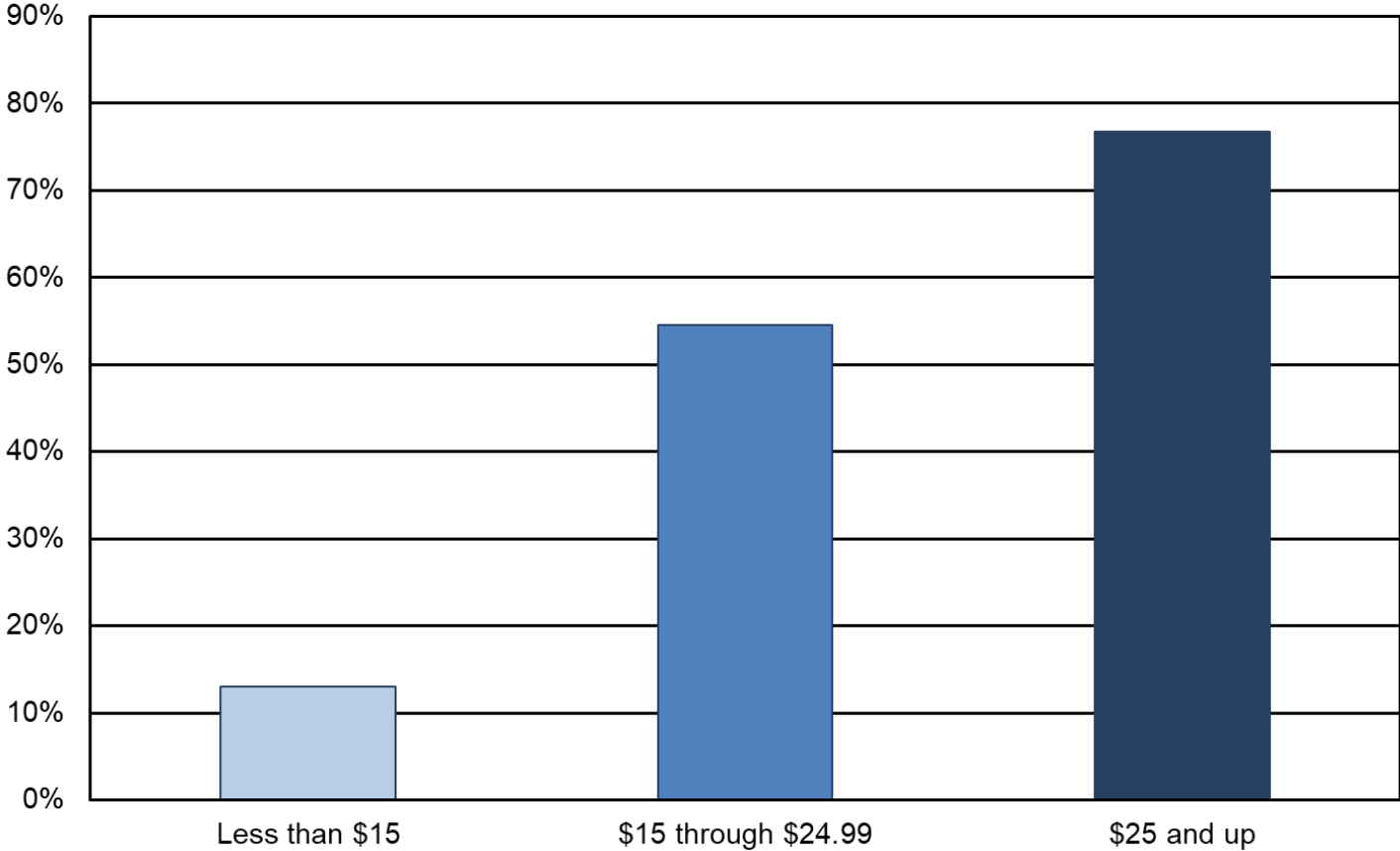
Average hourly wages generally increase along with educational requirements for job vacancies...

Average Hourly Wage for Eastern Oregon Job Vacancies by Educational Requirement, 2017



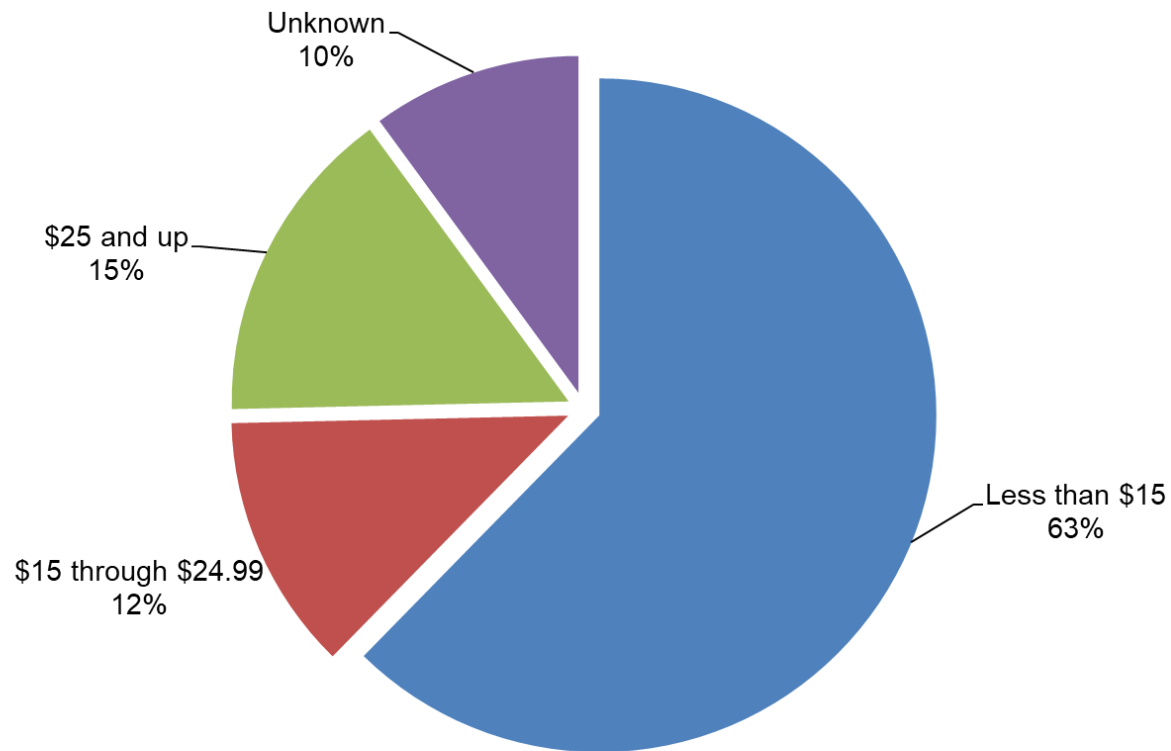
... and high-paying vacancies are more likely to require education beyond high school.

Share of Eastern Oregon Job Vacancies Requiring Education Beyond High School by Hourly Wage Range, 2017



Six out of 10 (63%) of all vacancies in the region pay less than \$15 per hour.

Eastern Oregon Job Vacancies by Hourly Wage, 2017



Vacancies requiring higher education are more likely to be high-paying, full-time, and require prior experience.

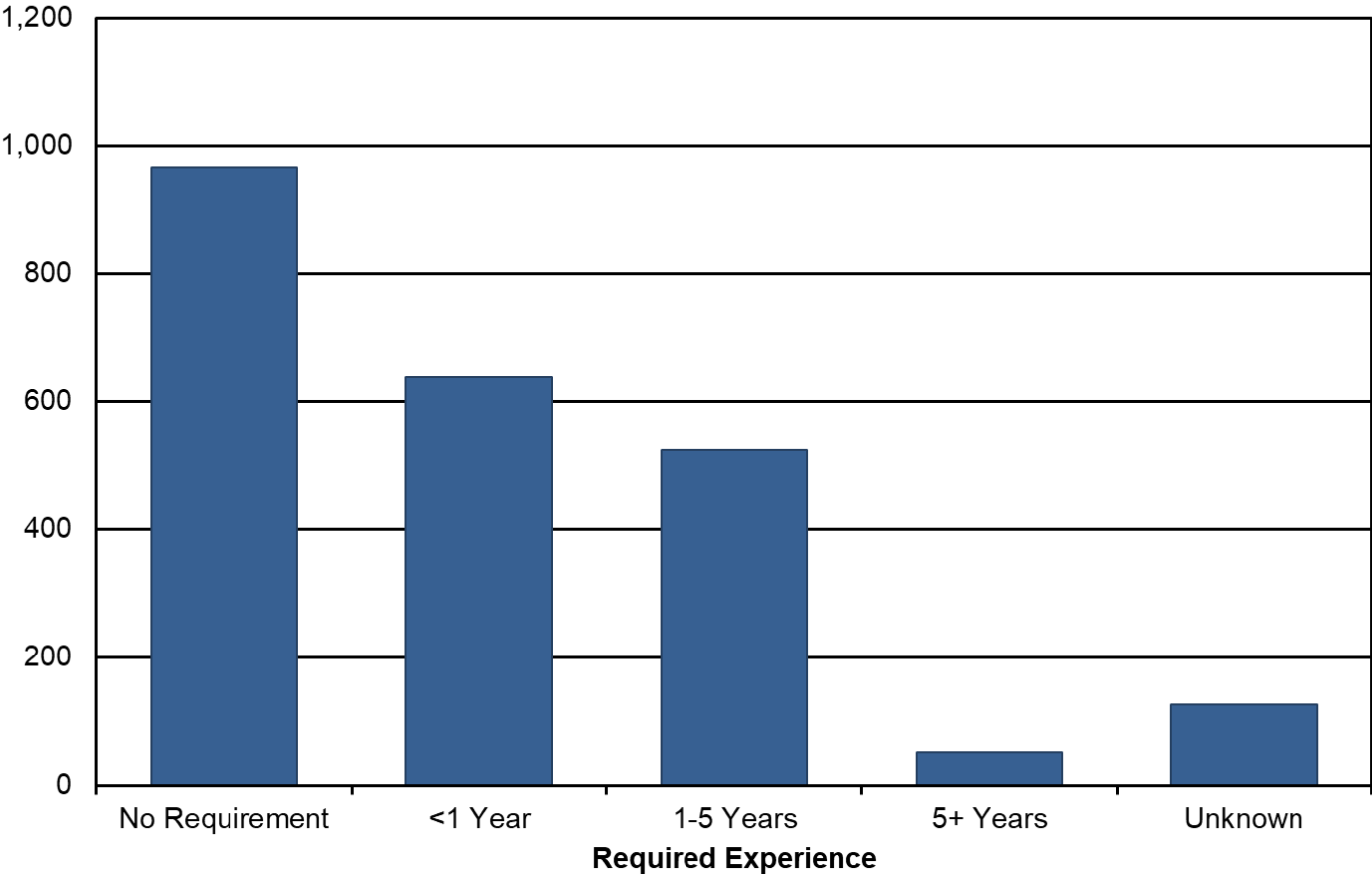
Eastern Oregon Job Vacancies by Required Education Level, 2017

Required Education Level	Vacancies	Average Hourly Wage	Full-time Positions	Permanent Positions	Requiring Previous Experience	Difficult to Fill
All Education Levels	2,307	\$16.10	67%	82%	53%	62%
No Requirement	864	\$11.15	52%	60%	33%	54%
High School Diploma	672	\$14.69	74%	95%	63%	60%
Postsecondary or Other Certification	497	\$21.73	83%	98%	73%	69%
Bachelor's or Advanced Degree	195	\$30.36	74%	100%	63%	88%
Unknown	79	\$10.00	43%	61%	32%	49%



More than half (53%) of all regional vacancies require previous experience.

Eastern Oregon Job Vacancies Experience Requirement, 2017



High-paying vacancies are more likely to require a combination of education and previous experience.

Eastern Oregon Job Vacancies by Hourly Wage Range, 2017

Wage (per hour)	Vacancies	Average Hourly Wage	Full-time Positions	Permanent Positions	Requiring Education Beyond High School	Requiring Previous Experience	Difficult to Fill
All Wage Ranges	2,307	\$16.10	67%	82%	31%	53%	62%
Less than \$15	1,438	\$11.29	57%	75%	13%	45%	54%
\$15 through \$24.99	284	\$18.62	91%	95%	55%	80%	77%
\$25 and up	353	\$33.75	80%	94%	77%	53%	86%
Unknown	232	-	76%	87%	51%	65%	53%



Businesses in Eastern Oregon reported the largest number of difficult-to-fill vacancies for registered nurses.

Top Eastern Oregon Occupations With the Highest Number of Difficult-to-Fill Job Vacancies, 2017

Occupation	Vacancies
Difficult-to-Fill Vacancies in All Occupations	1,424
Registered Nurses	197
Laborers and Freight, Stock, and Material Movers, Hand	96
Heavy and Tractor-Trailer Truck Drivers	88
Production Workers, All Other	53
Welders, Cutters, Solderers, and Brazers	45
Cashiers	44
Cooks, Restaurant	37
Retail Salespersons	37
Customer Service Representatives	36
Farmworkers and Laborers, Crop, Nursery, and Greenhouse	36
Industrial Truck and Tractor Operators	33
Carpenters	28
Physical Therapists	26
Mental Health and Substance Abuse Social Workers	25
Packaging and Filling Machine Operators and Tenders	22
Cooks, Fast Food	21
Hairdressers, Hairstylists, and Cosmetologists	21
Personal Care Aides	21
Tax Preparers	21
Farmworkers, Farm, Ranch, and Aquacultural Animals	21



The health care and manufacturing industries had the largest number of difficult-to-fill vacancies.

Eastern Oregon Difficult-to-Fill Job Vacancies by Industry, 2017

Industry	Vacancies
All Industries	1,424
Health care and social assistance	473
Manufacturing	201
Wholesale trade	125
Leisure and hospitality	124
Construction	99
Transportation, warehousing, and utilities	88
Natural resources and mining	72
Retail trade	63
Administrative, management, and waste services	54
Professional and technical services	48
Information	36
Other services	31
Financial activities	10



One out of four vacancies in Oregon were in the two-county (Multnomah and Washington) Portland Metro area.

Oregon Job Vacancies by Geography, 2017

Geography	Vacancies	Average Hourly Wage	Full-time Positions	Permanent Positions	Requiring Education Beyond High School	Requiring Previous Experience	Difficult to Fill
Oregon Statewide	60,718	\$17.82	77%	88%	29%	57%	64%
Portland Metro	15,406	\$22.21	80%	95%	45%	62%	51%
Mid-Valley	8,465	\$16.85	81%	87%	24%	57%	63%
Clackamas	8,236	\$16.90	84%	91%	16%	64%	73%
Central Oregon/ East Cascades	6,533	\$16.68	68%	73%	22%	47%	64%
Rogue Valley	5,718	\$16.38	74%	84%	28%	54%	66%
Lane	5,536	\$15.58	76%	96%	31%	56%	64%
Northwest Oregon	3,749	\$15.90	64%	79%	24%	46%	73%
Southwest Oregon	2,568	\$15.21	68%	88%	32%	57%	74%
Eastern Oregon	2,307	\$16.10	67%	82%	31%	53%	62%
Multi-area or unknown	2,200	\$19.84	80%	77%	21%	68%	82%



Chris Rich, Regional Economist
Oregon Employment Department
Christopher.M.Rich@oregon.gov
(541) 519-0315

Join the conversation:
OregonEmployment.blogspot.com
Twitter @OrEmployment

