



Help Wanted in Eastern Oregon

**Results from the 2018
Job Vacancy Survey**



The Rogue Valley had roughly 1,600 job vacancies at any given time in 2018.

We surveyed 1,300 private employers with two or more employees.

If they were hiring, employers gave details about each vacancy, including:

- Job title
- Full- or part-time status
- Permanent or temporary status
- Starting wage or salary
- Educational and experience requirements

Businesses also identified if their vacancies were difficult to fill, and if so, they wrote in the primary reason they faced hiring challenges.

Natural resources and mining reported the most vacancies of any industry.

Eastern Oregon Job Vacancies by Industry, 2018

Industry	Vacancies
All Industries	1,629
Natural resources and mining	292
Leisure and hospitality	230
Health care and social assistance	224
Manufacturing	194
Transportation, warehousing, and utilities	150
Retail trade	149
Construction	146
Wholesale trade	63
Financial activities	60
Administrative, management, and waste services	47
Professional and technical services	41
Other services	32
Information	1



Transportation and material moving occupations represented the group with the most vacancies.

Eastern Oregon Job Vacancies by Occupation Group, 2018

Occupation Group	Vacancies
All Occupations	1,629
Transportation and Material Moving	263
Food Preparation and Serving Related	246
Farming, Fishing, and Forestry	208
Production	177
Construction and Extraction	143
Installation, Maintenance, and Repair	126
Office and Administrative Support	101
Sales and Related	77
Personal Care and Service	72
Health Care Practitioners and Technical	66
Management	37
Health Care Support	31
Education, Training, and Library	23
Building and Grounds Cleaning and Maintenance	17
Business and Financial Operations	15
Community and Social Service	13
Architecture and Engineering	12
Life, Physical, and Social Science	2



Area businesses were hiring for a variety of jobs across the economy in 2018. They reported vacancies for 106 different occupations.

Top Eastern Oregon Occupations With the Highest Number of Job Vacancies, 2018

Occupation	Vacancies
All Occupations	1,629
Laborers and Freight, Stock, and Material Movers, Hand	153
Packaging and Filling Machine Operators and Tenders	113
Heavy and Tractor-Trailer Truck Drivers	87
Farmworkers and Laborers, Crop, Nursery, and Greenhouse	85
Combined Food Preparation and Serving Workers, Including Fast Food	83
Personal Care Aides	72
Farmworkers, Farm, Ranch, and Aquacultural Animals	72
Carpenters	50
Cooks, Fast Food	44
Registered Nurses	41
Cashiers	38
Customer Service Representatives	37
Cement Masons and Concrete Finishers	37
Farm Equipment Mechanics and Service Technicians	35
Agricultural Equipment Operators	32
Maintenance and Repair Workers, General	32
Waiters and Waitresses	27
Bartenders	26
Bus and Truck Mechanics and Diesel Engine Specialists	26



Some occupational vacancies are more difficult to fill than others.

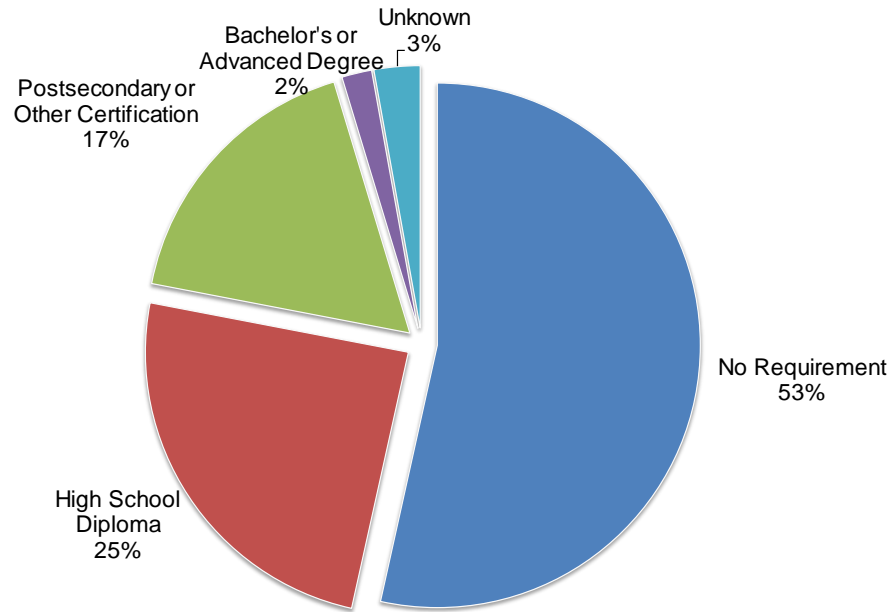
Top Eastern Oregon Occupations With the Highest Number of Difficult-to-Fill Job Vacancies, 2018

<u>Occupation</u>	<u>Vacancies</u>
Difficult-to-Fill Vacancies in All Occupations	1,001
Laborers and Freight, Stock, and Material Movers, Hand	107
Farmworkers, Farm, Ranch, and Aquacultural Animals	68
Heavy and Tractor-Trailer Truck Drivers	60
Carpenters	50
Cooks, Fast Food	44
Farmworkers and Laborers, Crop, Nursery, and Greenhouse	43
Cement Masons and Concrete Finishers	37
Farm Equipment Mechanics and Service Technicians	35
Customer Service Representatives	35
Bus and Truck Mechanics and Diesel Engine Specialists	26
Registered Nurses	25
Bartenders	25
Personal Care Aides	24
Waiters and Waitresses	22
Cooks, Restaurant	22
Production Workers, All Other	21
Agricultural Workers, All Other	19
Food Preparation Workers	18
Construction Laborers	17



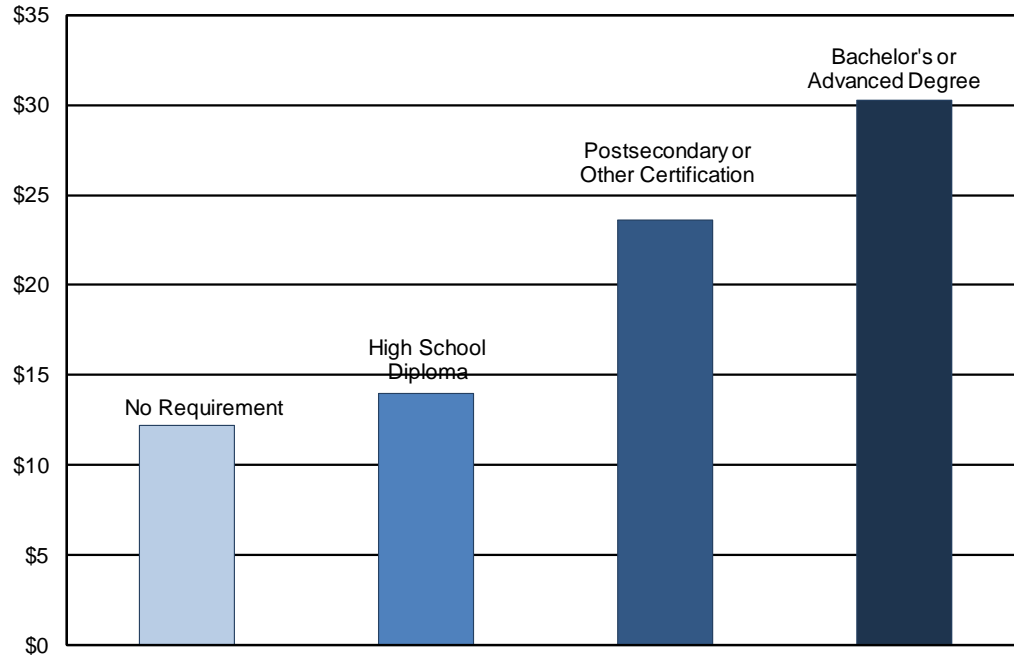
Most (78%) Eastern Oregon job vacancies required no education beyond high school.

Eastern Oregon Job Vacancies by Education Requirement, 2018



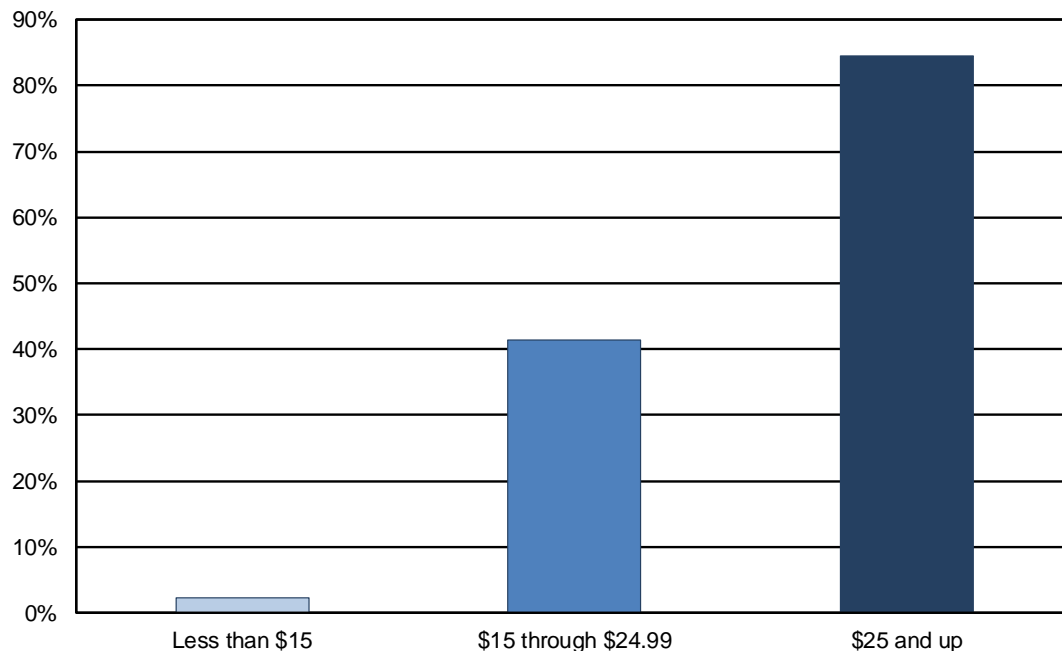
Average hourly wages generally increase along with education requirements for job vacancies...

Average Hourly Wage for Eastern Oregon Job Vacancies
by Educational Requirement, 2018



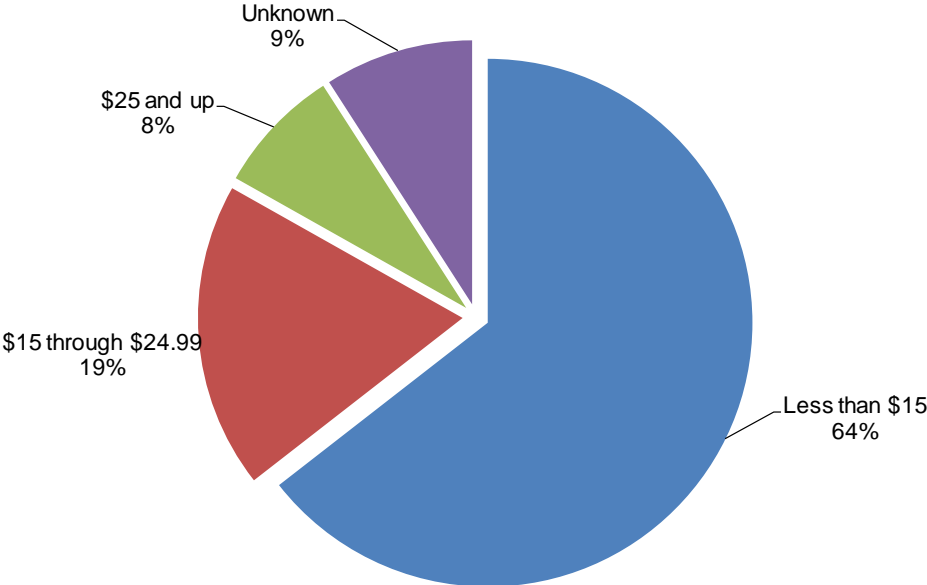
...and high-paying vacancies are more likely to require education beyond high school.

Share of Eastern Oregon Job Vacancies Requiring Education Beyond High School by Hourly Wage Range, 2018



Most (64%) of the vacancies in Eastern Oregon pay less than \$15 per hour.

Eastern Oregon Job Vacancies by Hourly Wage, 2018



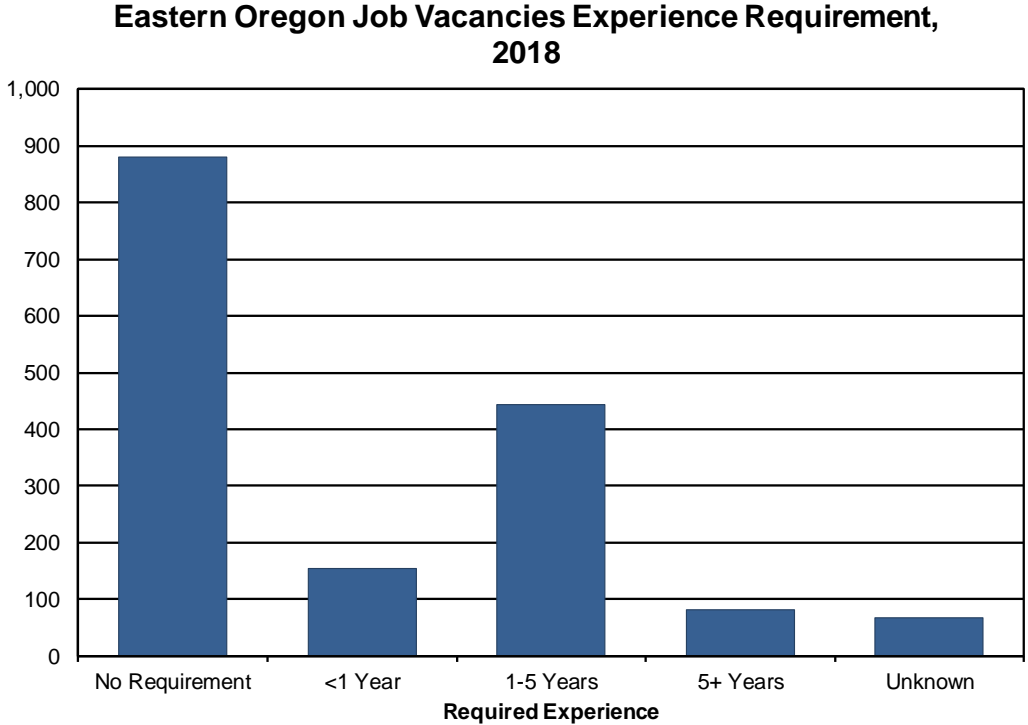
Vacancies requiring higher education are more likely to be high-paying and require prior experience.

Eastern Oregon Job Vacancies by Required Education Level, 2018

Required Education Level	Vacancies	Average Hourly Wage	Full-time Positions	Permanent Positions	Require Previous Experience	Difficult to Fill
All Education Levels	1,629	\$14.84	71%	74%	42%	61%
No Requirement	871	\$12.20	66%	57%	16%	57%
High School Diploma	400	\$13.99	73%	92%	66%	64%
Postsecondary or Other Certification	282	\$23.59	83%	93%	85%	75%
Bachelor's or Advanced Degree	30	\$30.28	100%	100%	73%	80%
Unknown	46	\$23.23	59%	93%	35%	39%



Two out of five (42%) of the Eastern Oregon vacancies require previous work experience.



High-paying vacancies are more likely to require a combination of education and previous experience.

Eastern Oregon Job Vacancies by Hourly Wage Range, 2018

Wage (per hour)	Vacancies	Average Hourly Wage	Full-time Positions	Permanent Positions	Require Education Beyond High School	Require Previous Experience	Difficult to Fill
All Wage Ranges	1,629	\$14.84	71%	74%	20%	42%	61%
Less than \$15	1,050	\$11.62	66%	64%	2%	24%	60%
\$15 through \$24.99	305	\$18.58	86%	92%	41%	76%	73%
\$25 and up	126	\$32.58	85%	99%	85%	78%	90%
Unknown	148	-	69%	84%	56%	66%	25%



The Oregon Job Vacancy Survey captures information for nine sub-state areas.

Survey Region	Counties
Central Oregon/East Cascades	Crook, Deschutes, Gilliam, Hood River, Jefferson, Klamath, Lake, Sherman, Wasco, Wheeler
Clackamas	Clackamas
Eastern Oregon	Baker, Grant, Harney, Malheur, Morrow, Umatilla, Union, Wallowa
Lane	Lane
Mid-Valley	Linn, Marion, Polk, Yamhill
Northwest Oregon	Benton, Clatsop, Columbia, Lincoln, Tillamook
Portland-Metro	Multnomah, Washington
Rogue Valley	Jackson, Josephine
Southwestern Oregon	Coos, Curry, Douglas

Half of all vacancies in Oregon were in the Portland Tri-County area.

Oregon Job Vacancies by Geography, 2018

Geography	Vacancies	Average Hourly Wage	Full-time Positions	Permanent Positions	Require Education Beyond High School	Require Previous Experience	Difficult to Fill
Oregon Statewide	57,960	\$17.63	79%	89%	32%	54%	57%
Portland Metro	23,083	\$19.23	80%	97%	37%	61%	55%
Mid-Valley	6,750	\$16.56	76%	94%	27%	48%	59%
Clackamas	6,307	\$17.32	82%	78%	29%	45%	51%
Lane	5,088	\$16.60	81%	92%	32%	57%	52%
Rogue Valley	4,966	\$17.16	85%	82%	33%	59%	56%
Central Oregon/ East Cascades	4,829	\$15.89	77%	80%	25%	47%	73%
Northwest Oregon	3,385	\$16.00	71%	78%	28%	40%	58%
Eastern Oregon	1,629	\$14.84	71%	74%	20%	42%	61%
Southwest Oregon	1,282	\$15.76	69%	89%	29%	60%	68%
Multi-area or unknown	641	\$26.06	76%	77%	40%	83%	49%





Chris Rich, Regional Economist
Oregon Employment Department
Christopher.M.Rich@oregon.gov
(541) 963-7111

Find the latest workforce and economic research at QualityInfo.org, or
join the conversation on Twitter [@OED_Research](https://twitter.com/OED_Research).

