



Help Wanted in Eastern Oregon

**Results from the 2019
Job Vacancy Survey**



Eastern Oregon had roughly 2,100 job vacancies at any given time in 2019.

We surveyed 1,300 private employers with two or more employees.

If they were hiring, employers gave details about each vacancy, including:

- Job title
- Full- or part-time status
- Permanent or temporary status
- Starting wage or salary
- Educational and experience requirements

Businesses also identified if their vacancies were difficult to fill, and if so, they wrote in the primary reason they faced hiring challenges.



Private health care and social assistance reported the most vacancies of any industry.

Eastern Oregon Job Vacancies by Industry, 2019

Industry	Vacancies
All Industries	2,147
Health care and social assistance	670
Leisure and hospitality	317
Retail trade	228
Transportation, warehousing, and utilities	192
Other services	127
Manufacturing	120
Construction	93
Management, administrative, and waste services	93
Natural resources and mining	90
Information	72
Wholesale trade	62
Professional, scientific, and technical services	50
Financial activities	23
Private educational services	10



Transportation and material moving occupations represented the group with the most vacancies.

Eastern Oregon Job Vacancies by Occupation Group, 2019

<u>Occupation Group</u>	<u>Vacancies</u>
All Occupations	2,147
Transportation and Material Moving	336
Health Care Practitioners and Technical	293
Food Preparation and Serving Related	258
Community and Social Service	170
Installation, Maintenance, and Repair	159
Health Care Support	148
Office and Administrative Support	141
Production	107
Sales and Related	107
Construction and Extraction	77
Farming, Fishing, and Forestry	77
Building and Grounds Cleaning and Maintenance	73
Computer and Mathematical	69
Management	58
Education, Training, and Library	34
Business and Financial Operations	21
Architecture and Engineering	16
Arts, Design, Entertainment, Sports, and Media	3



Area businesses were hiring for a variety of jobs across the economy in 2019. They reported vacancies for 121 different occupations.

Top Eastern Oregon Occupations With the Highest Number of Job Vacancies, 2019

Occupation	Vacancies
All Occupations	2,147
Heavy and Tractor-Trailer Truck Drivers	203
Registered Nurses	152
Personal Care Aides	80
Maids and Housekeeping Cleaners	70
Fast Food and Counter Workers	61
Cashiers	61
Waiters and Waitresses	57
Cooks, Restaurant	54
Food Batchmakers	51
Food Preparation Workers	50
Community Health Workers	47
Automotive Service Technicians and Mechanics	40
Retail Salespersons	40
Nursing Assistants	40
Social and Human Service Assistants	39



Some occupational vacancies are more difficult to fill than others.

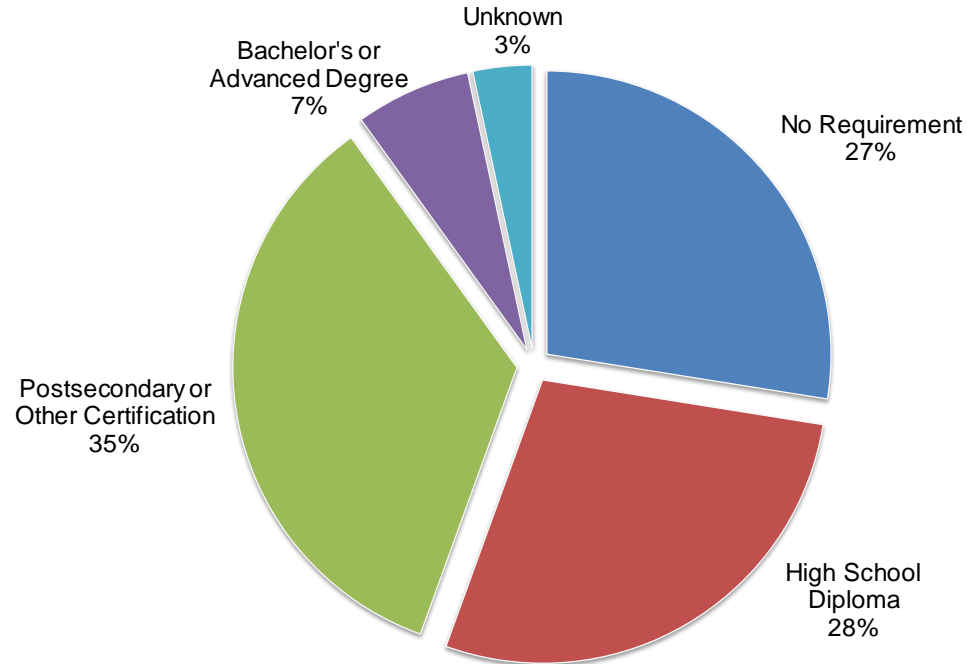
Top Eastern Oregon Occupations With the Highest Number of Difficult-to-Fill Job Vacancies, 2019

Occupation	Vacancies
Difficult-to-Fill Vacancies in All Occupations	1,317
Registered Nurses	117
Heavy and Tractor-Trailer Truck Drivers	98
Personal Care Aides	64
Maids and Housekeeping Cleaners	60
Food Batchmakers	51
Food Preparation Workers	40
Automotive Service Technicians and Mechanics	40
Farmworkers, Farm, Ranch, and Aquacultural Animals	34
Social and Human Service Assistants	33
Mobile Heavy Equipment Mechanics, Except Engines	30
Light Truck Drivers	30
Computer User Support Specialists	30
Logging Equipment Operators	30
Hotel, Motel, and Resort Desk Clerks	30
Nursing Assistants	27



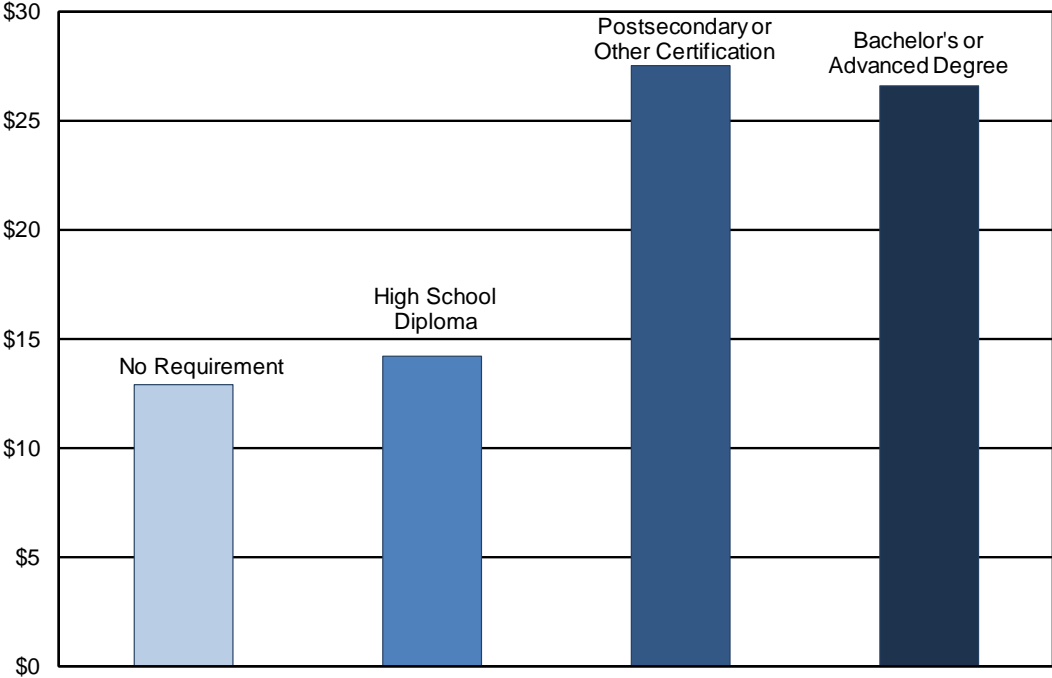
More than half (55%) of Eastern Oregon job vacancies required no education beyond high school.

Eastern Oregon Job Vacancies by Educational Requirement, 2019



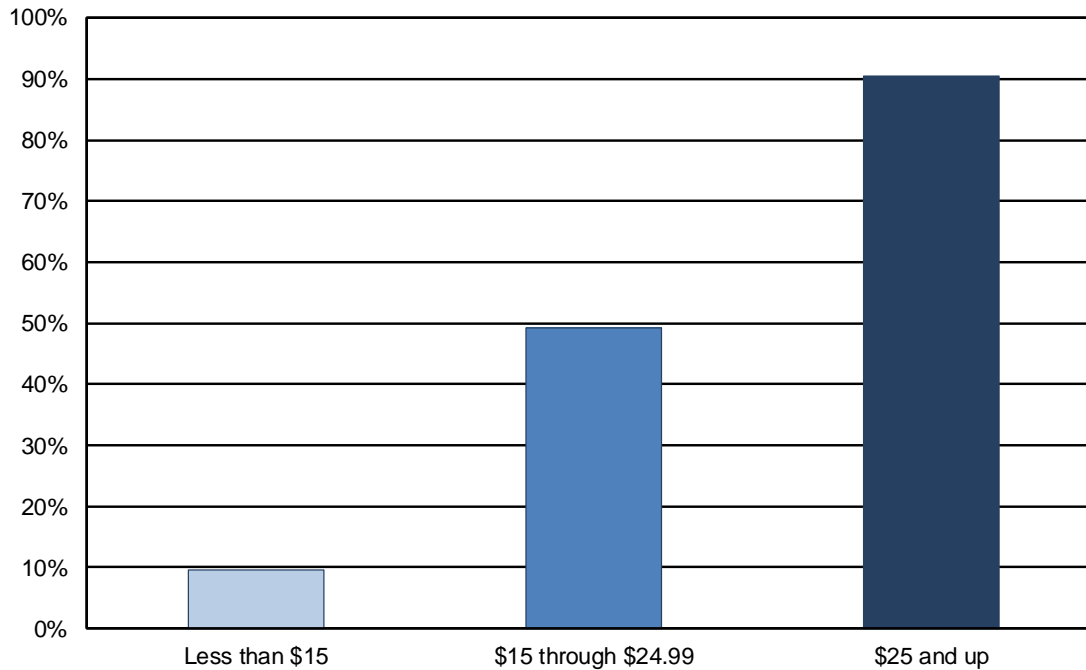
Average hourly wages generally increase along with education requirements for job vacancies...

Average Hourly Wage for Eastern Oregon Job Vacancies by Educational Requirement, 2019



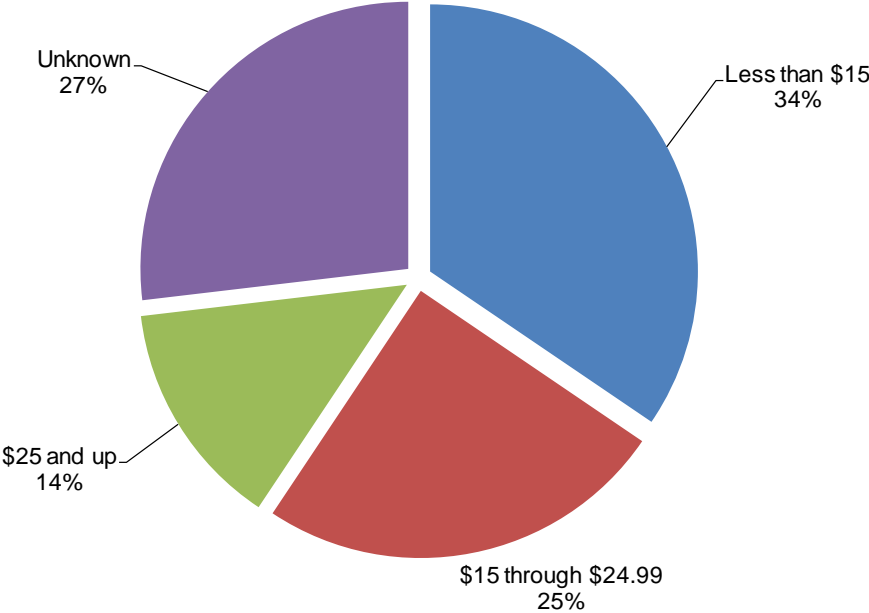
...and high-paying vacancies are more likely to require education beyond high school.

Share of Eastern Oregon Job Vacancies Requiring Education Beyond High School by Hourly Wage Range, 2019



More than one-third (34%) of the vacancies in Eastern Oregon pay less than \$15 per hour.

Eastern Oregon Job Vacancies by Hourly Wage, 2019



Vacancies requiring higher education are more likely to be high-paying, full-time, and require previous experience.

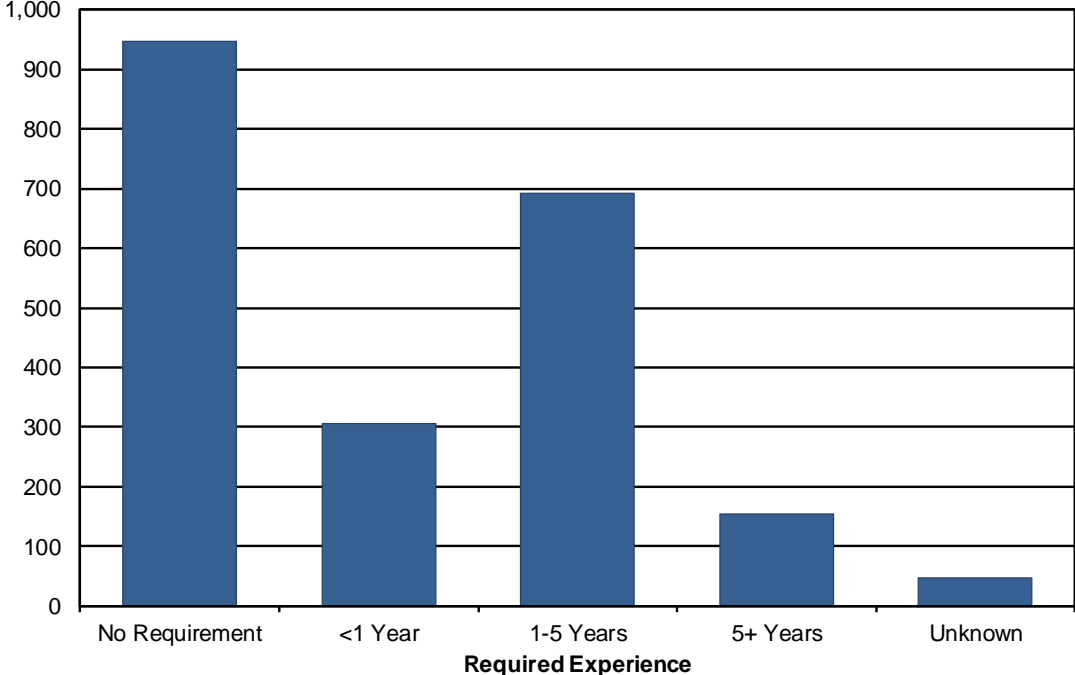
Eastern Oregon Job Vacancies by Required Education Level, 2019

Required Education Level	Vacancies	Average Hourly Wage	Full-time Positions	Permanent Positions	Requiring Previous Experience	Difficult to Fill
All Education Levels	2,147	\$18.83	78%	84%	54%	61%
No Requirement	591	\$12.91	72%	78%	28%	59%
High School Diploma	601	\$14.22	75%	89%	47%	53%
Postsecondary or Other Certification	742	\$27.53	84%	82%	77%	72%
Bachelor's or Advanced Degree	141	\$26.58	98%	98%	82%	55%
Unknown	72	\$20.67	64%	69%	28%	46%



Just over half (54%) of the Eastern Oregon vacancies require previous work experience.

Eastern Oregon Job Vacancies Experience Requirement, 2019



High-paying vacancies are more likely to require a combination of education and previous experience.

Eastern Oregon Job Vacancies by Hourly Wage Range, 2019

Wage (per hour)	Vacancies	Average Hourly Wage	Full-time Positions	Permanent Positions	Requiring Education Beyond High School	Requiring Previous Experience	Difficult to Fill
All Wage Ranges	2,147	\$18.83	78%	84%	43%	54%	61%
Less than \$15	741	\$11.68	64%	85%	10%	37%	50%
\$15 through \$24.99	533	\$18.39	93%	89%	49%	59%	75%
\$25 and up	296	\$37.51	82%	99%	90%	71%	89%
Unknown	577	-	81%	70%	56%	62%	49%



The Oregon Job Vacancy Survey captures information for nine sub-state areas.

Survey Region	Counties
Central Oregon/East Cascades	Crook, Deschutes, Gilliam, Hood River, Jefferson, Klamath, Lake, Sherman, Wasco, Wheeler
Clackamas	Clackamas
Eastern Oregon	Baker, Grant, Harney, Malheur, Morrow, Umatilla, Union, Wallowa
Lane	Lane
Mid-Valley	Linn, Marion, Polk, Yamhill
Northwest Oregon	Benton, Clatsop, Columbia, Lincoln, Tillamook
Portland-Metro	Multnomah, Washington
Rogue Valley	Jackson, Josephine
Southwestern Oregon	Coos, Curry, Douglas

Almost half (47%) of all vacancies in Oregon were in the Portland Tri-County area.

Oregon Job Vacancies by Geography, 2019

Geography	Vacancies	Average Hourly Wage	Full-time Positions	Permanent Positions	Require Education Beyond High School	Require Previous Experience	Difficult to Fill
Oregon Statewide	57,241	\$18.81	77%	93%	34%	57%	57%
Portland Metro	21,218	\$20.46	79%	94%	36%	57%	50%
Mid-Valley	7,091	\$16.87	79%	97%	31%	55%	61%
Clackamas	5,795	\$18.22	74%	90%	30%	59%	58%
Central Oregon/East Cascades	5,673	\$18.55	74%	92%	34%	54%	66%
Lane	5,414	\$17.31	73%	95%	37%	62%	55%
Rogue Valley	4,134	\$18.66	77%	91%	34%	65%	64%
Northwest Oregon	3,357	\$18.34	69%	90%	30%	48%	58%
Eastern Oregon	2,147	\$18.83	78%	84%	43%	54%	61%
Southwestern Oregon	1,745	\$16.41	72%	87%	30%	58%	63%
Multi-area or unknown	667	\$21.48	81%	94%	32%	61%	70%





Chris Rich, Regional Economist
Oregon Employment Department
Christopher.M.Rich@oregon.gov
(541) 963-7111

Find the latest workforce and economic research at QualityInfo.org, or
join the conversation on Twitter [@OED_Research](https://twitter.com/OED_Research).

