



Help Wanted in Northwest Oregon

*Results from the 2017
Job Vacancy Survey*



Northwest Oregon had roughly 3,700 job vacancies at any given time in 2017.

We surveyed 1,300 private employers with two or more employees during 2017.

If they were hiring, we asked about each vacancy's:

- ✓ Job title
- ✓ Full- or part-time status
- ✓ Permanent or temporary status
- ✓ Starting wage or salary
- ✓ Educational and experience requirements



Leisure and hospitality, a particularly important industry for coastal counties, reported the most vacancies.

Northwest Oregon Job Vacancies by Industry, 2017

<u>Industry</u>	<u>Vacancies</u>
All Industries	3,749
Leisure and hospitality	1,072
Health care and social assistance	999
Retail trade	361
Management, administrative, and waste services	344
Manufacturing	256
Construction	245
Other services	173
Natural resources and mining	109
Financial activities	102
Transportation, warehousing, and utilities	39
Private educational services	24
Professional, scientific, and technical services	21



Food preparation and personal care and service represented the largest occupational groups with vacancies.

Northwest Oregon Job Vacancies by Occupation Group, 2017

Occupation Group	Vacancies
All Occupations	3,749
Food Preparation and Serving Related	808
Personal Care and Service	534
Health Care Practitioners and Technical	312
Production	302
Construction and Extraction	272
Sales and Related	211
Building and Grounds Cleaning and Maintenance	203
Office and Administrative Support	183
Community and Social Service	181
Transportation and Material Moving	169
Installation, Maintenance, and Repair	162
Health Care Support	126
Farming, Fishing, and Forestry	91
Management	75
Education, Training, and Library	70
Business and Financial Operations	26
Life, Physical, and Social Science	12
Architecture and Engineering	4
Arts, Design, Entertainment, Sports, and Media	4
Protective Service	4



Northwest Oregon businesses reported job vacancies in 134 different occupations.

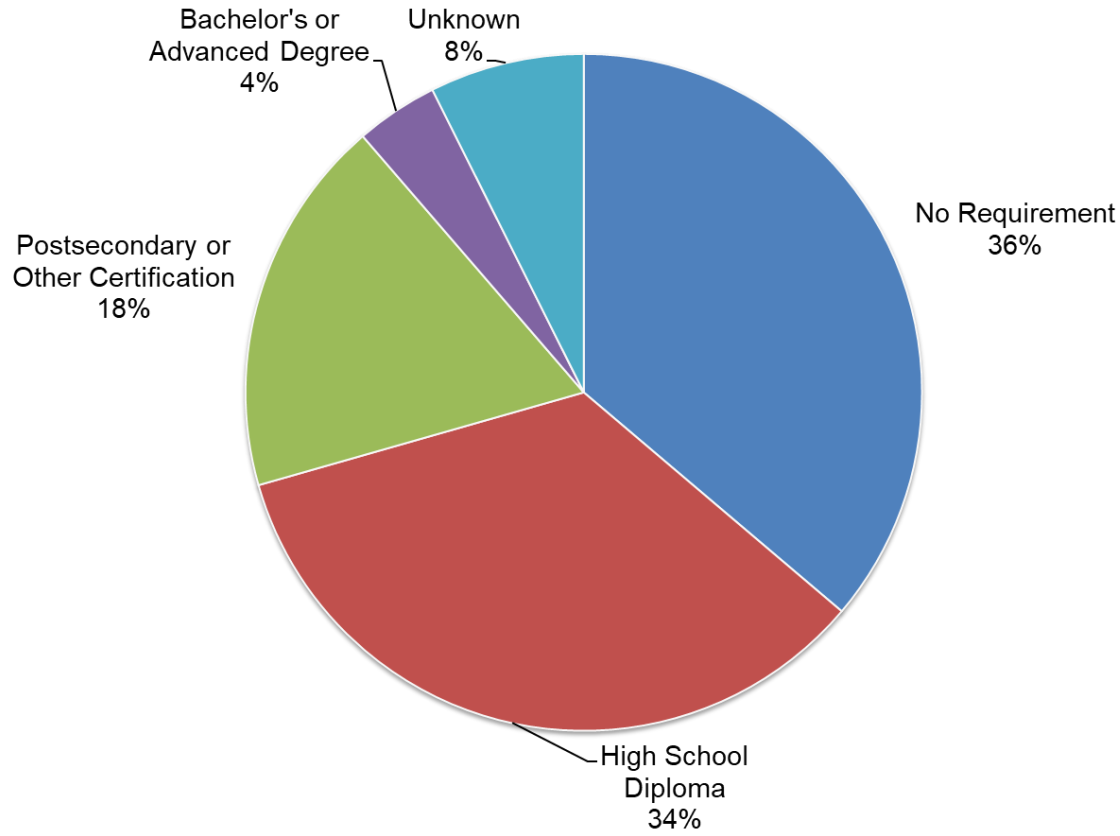
Top Occupations in Northwest Oregon With the Highest Number of Job Vacancies, 2017

Occupation	Vacancies
All Occupations	3,749
Personal Care Aides	256
Cooks, Restaurant	217
Maids and Housekeeping Cleaners	183
Construction Laborers	142
Meat, Poultry, and Fish Cutters and Trimmers	132
Waiters and Waitresses	128
Counter Attendants, Cafeteria, Food Concession, and Coffee Shop	117
Registered Nurses	115
Amusement and Recreation Attendants	110
Bartenders	91
Social and Human Service Assistants	90
Cashiers	86
Hairdressers, Hairstylists, and Cosmetologists	77
Retail Salespersons	64
Food Preparation Workers	61
Electricians	59
Helpers--Production Workers	58
Heavy and Tractor-Trailer Truck Drivers	57
Hotel, Motel, and Resort Desk Clerks	56
Nursing Assistants	55



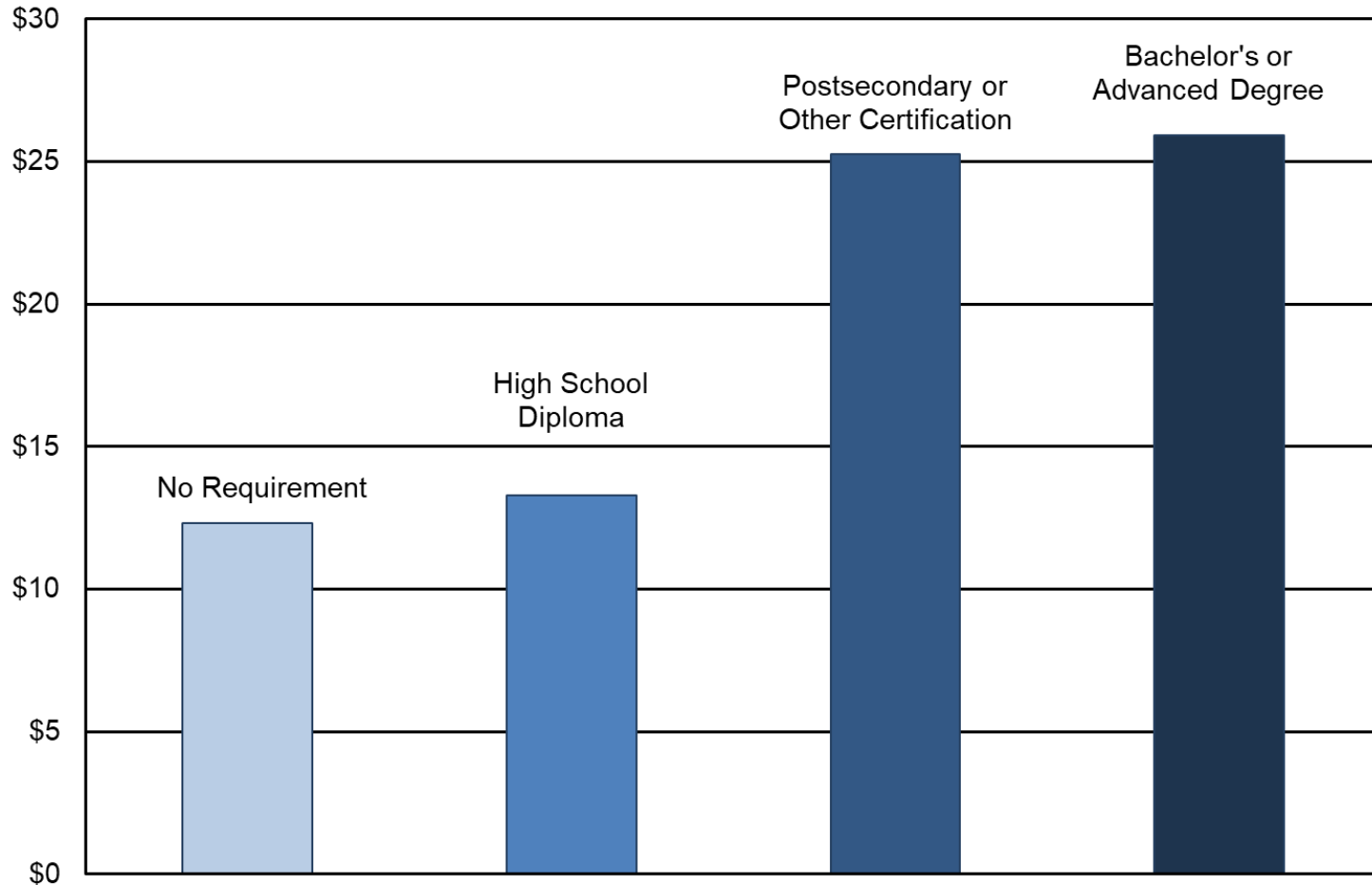
Seven out of 10 job vacancies required no education beyond high school.

Northwest Oregon Job Vacancies by Educational Requirement, 2017



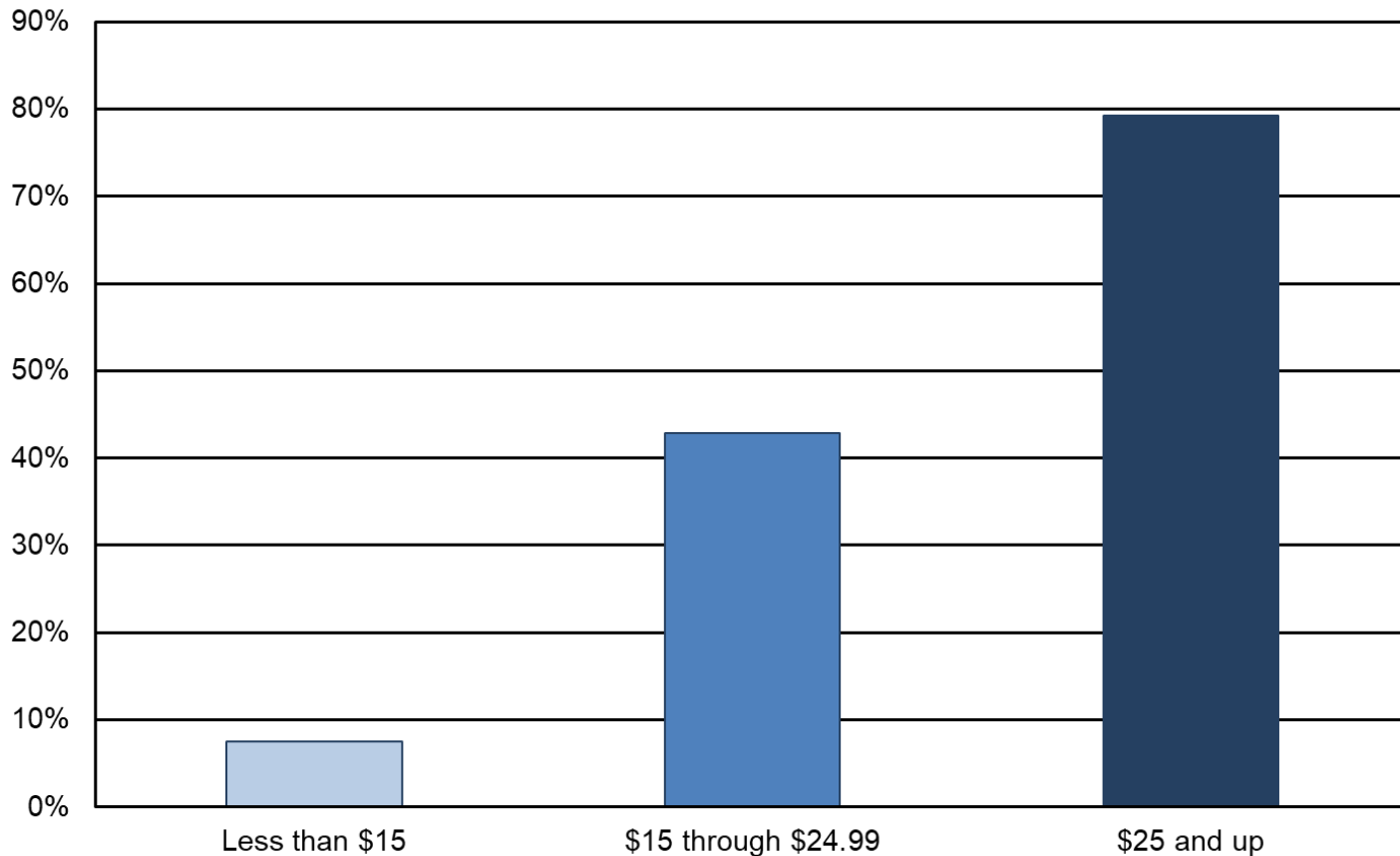
Average hourly wages increase along with educational requirements for job vacancies...

Average Hourly Wage for Northwest Oregon Job Vacancies, by Educational Requirement, 2017



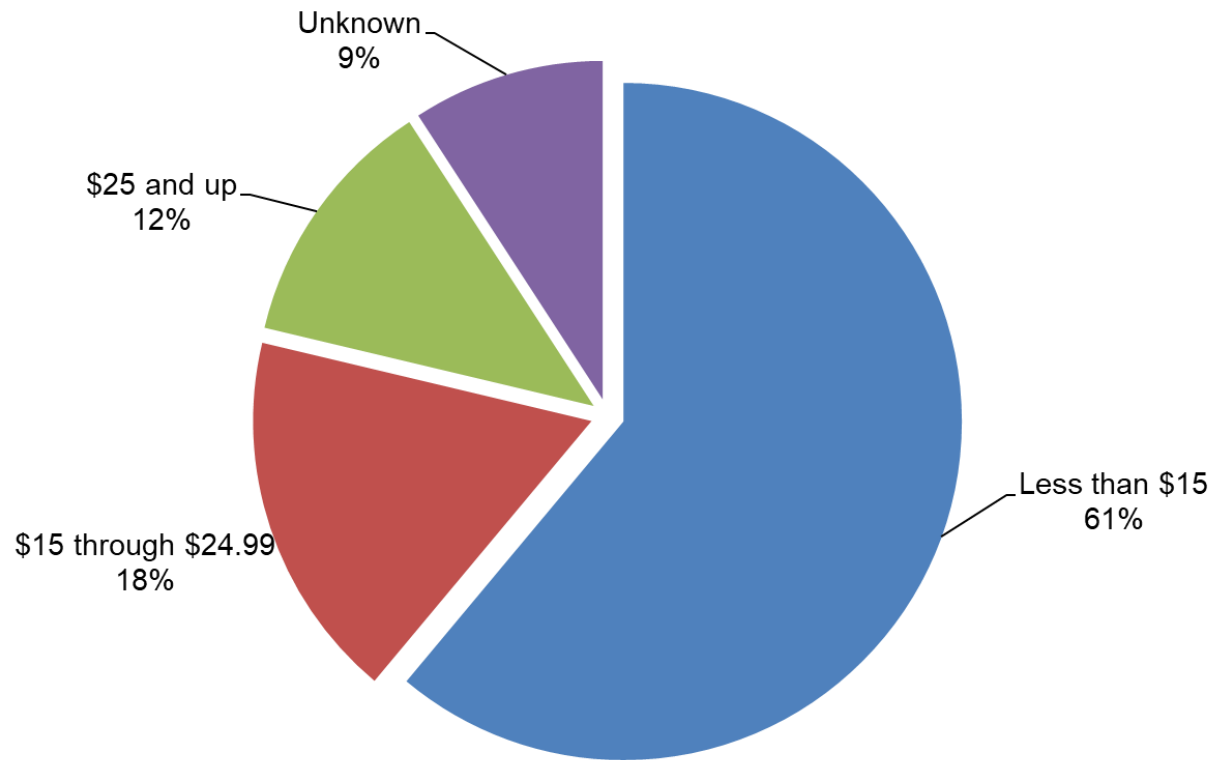
... and high-paying vacancies are more likely to require education beyond high school.

Share of Northwest Oregon Job Vacancies Requiring Education Beyond High School by Hourly Wage Range, 2017



A majority of job vacancies in the region pay less than \$15 per hour.

Northwest Oregon Job Vacancies by Hourly Wage, 2017



Vacancies requiring higher education are more likely to be high-paying, full-time, and require prior experience.

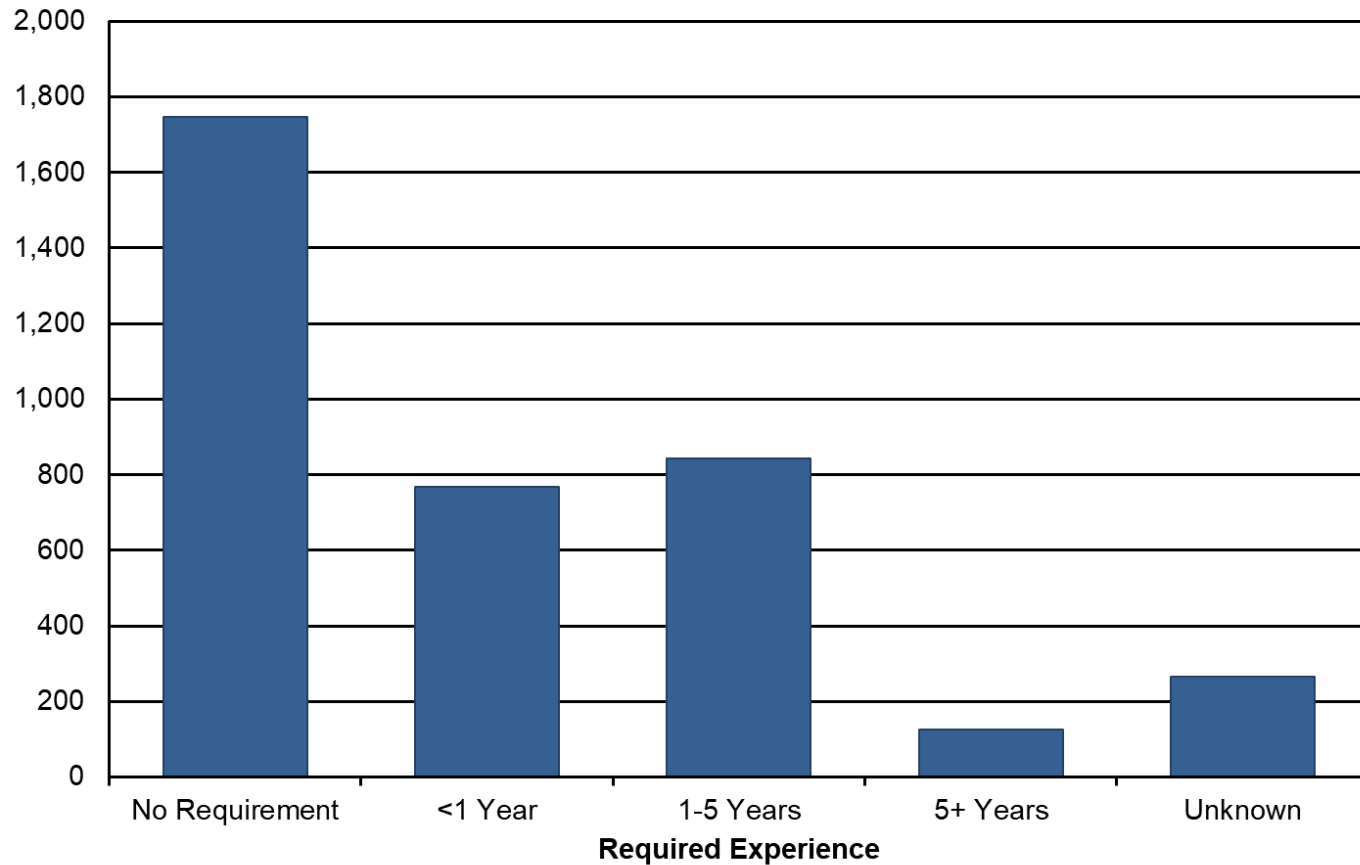
Northwest Oregon Job Vacancies by Required Education Level, 2017

Required Education Level	Vacancies	Average Hourly Wage	Full-time Positions	Permanent Positions	Requiring Previous Experience	Difficult to Fill
All Education Levels	3,749	\$15.90	64%	79%	46%	73%
No Requirement	1,357	\$12.32	61%	66%	35%	85%
High School Diploma	1,289	\$13.29	55%	77%	54%	76%
Postsecondary or Other Certification	678	\$25.25	82%	99%	61%	70%
Bachelor's or Advanced Degree	148	\$25.93	85%	95%	97%	69%
Unknown	277	\$16.41	67%	100%	4%	14%



Almost half (46%) of all regional vacancies require previous experience...

Northwest Oregon Job Vacancies Requiring Previous Experience, 2017



High-paying vacancies are more likely to require a combination of education and previous experience.

Northwest Oregon Job Vacancies by Hourly Wage Range, 2017

Wage (per hour)	Vacancies	Average Hourly Wage	Full-time Positions	Permanent Positions	Requiring Education Beyond High School	Requiring Previous Experience	Difficult to Fill
All Wage Ranges	3,749	\$15.90	64%	79%	24%	46%	73%
Less than \$15	2,290	\$11.47	59%	72%	7%	39%	79%
\$15 through \$24.99	661	\$17.67	79%	84%	43%	72%	79%
\$25 and up	454	\$35.64	73%	94%	79%	67%	71%
Unknown	344	-	54%	98%	19%	21%	24%



Businesses reported the largest number of difficult-to-fill vacancies for restaurant cooks and maids in 2017.

Top Northwest Oregon Occupations With the Highest Number of Difficult-to-Fill Job Vacancies, 2017

Occupation	Vacancies
Difficult-to-Fill Vacancies in All Occupations	2,748
Cooks, Restaurant	196
Maids and Housekeeping Cleaners	144
Construction Laborers	142
Meat, Poultry, and Fish Cutters and Trimmers	132
Counter Attendants, Cafeteria, Food Concession, and Coffee Shop	117
Amusement and Recreation Attendants	110
Personal Care Aides	109
Waiters and Waitresses	106
Bartenders	77
Cashiers	61
Social and Human Service Assistants	60
Electricians	59
Helpers--Production Workers	58
Heavy and Tractor-Trailer Truck Drivers	57
Food Preparation Workers	57
Cooks, Fast Food	50
Hairdressers, Hairstylists, and Cosmetologists	49
Registered Nurses	45
Farmworkers and Laborers, Crop, Nursery, and Greenhouse	41
Automotive Service Technicians and Mechanics	39



Leisure and hospitality reported the largest number of difficult-to-fill job openings.

Northwest Oregon Difficult-to-Fill Job Vacancies by Industry, 2017

Industry	Vacancies
All Industries	2,748
Leisure and hospitality	906
Health care and social assistance	434
Retail trade	249
Management, administrative, and waste services	340
Manufacturing	204
Construction	245
Other services	141
Natural resources and mining	109
Financial activities	70
Transportation, warehousing, and utilities	35
Private educational services	4
Professional, scientific, and technical services	7



One out of four vacancies in Oregon were in the two-county (Multnomah and Washington) Portland Metro area.

Oregon Job Vacancies by Geography, 2017

Geography	Vacancies	Average Hourly Wage	Full-time Positions	Permanent Positions	Requiring Education Beyond High School	Requiring Previous Experience	Difficult to Fill
Oregon Statewide	60,718	\$17.82	77%	88%	29%	57%	64%
Portland Metro	15,406	\$22.21	80%	95%	45%	62%	51%
Mid-Valley	8,465	\$16.85	81%	87%	24%	57%	63%
Clackamas	8,236	\$16.90	84%	91%	16%	64%	73%
Central Oregon/ East Cascades	6,533	\$16.68	68%	73%	22%	47%	64%
Rogue Valley	5,718	\$16.38	74%	84%	28%	54%	66%
Lane	5,536	\$15.58	76%	96%	31%	56%	64%
Northwest Oregon	3,749	\$15.90	64%	79%	24%	46%	73%
Southwest Oregon	2,568	\$15.21	68%	88%	32%	57%	74%
Eastern Oregon	2,307	\$16.10	67%	82%	31%	53%	62%
Multi-area or unknown	2,200	\$19.84	80%	77%	21%	68%	82%



Erik Knoder, Regional Economist
Oregon Employment Department
Erik.A.Knoder@oregon.gov
(541) 574-2306

Join the conversation:
OregonEmployment.blogspot.com
Twitter @OrEmployment

