



# **Help Wanted in Northwest Oregon**

## **Results from the 2020 Job Vacancy Survey**



## **Northwest Oregon had roughly 2,300 job vacancies at any given time in 2020.**

We surveyed 1,400 private employers with two or more employees.

If they were hiring, employers gave details about each vacancy, including:

- Job title
- Full- or part-time status
- Permanent or temporary status
- Starting wage or salary
- Education and experience requirements

Businesses also identified if their vacancies were difficult to fill, and if so, they wrote in the primary reason they faced hiring challenges.



# Across Oregon, businesses reported roughly 44,400 vacancies at any given time in 2020.

## Oregon Job Vacancies

	2019	2020
<b>Vacancies</b>	<b>57,241</b>	<b>44,408</b>
Average Hourly Wage	\$18.81	\$18.05
Full-time Positions	77%	79%
Permanent Positions	93%	92%
Requiring Education Beyond High School	34%	33%
Requiring Previous Experience	57%	53%
Difficult to Fill	57%	51%

Source: Oregon Employment Department

Vacancies dropped 22% from the level in 2019. Employers continued to hire throughout the COVID pandemic.

2020 was not a typical year for Oregon businesses, yet many of the characteristics Oregon employers are looking for didn't change much during the pandemic recession.

A typical job vacancy tends to be for a full-time, permanent position. About one-third require education beyond high school and half require previous experience.



## Starting in spring 2020, employers were asked “Is this location closed or operations curtailed due to COVID-19 restrictions?”

- Nearly one out of five responses (18%) indicated a closure or curtailment due to COVID-19 in spring 2020. The share dropped to 7% in summer and 6% of respondents to the fall 2020 survey.
- The leisure and hospitality and other services industries most often responded that operations were affected.
- Employers in the Portland-metro area and Northwest Oregon reported the highest shares of affected businesses.

# Health care and social assistance reported the most vacancies of any industry in 2020.

## Northwest Oregon Job Vacancies by Industry, 2020

<b>Industry</b>	<b>Vacancies</b>	<b>Average Wage</b>
<b>All Industries</b>	<b>2,255</b>	<b>\$17.64</b>
Health care and social assistance	528	\$21.63
Leisure and hospitality	380	\$13.41
Retail trade	287	\$13.49
Manufacturing	274	\$14.64
Management, administrative, and waste services	221	\$15.08
Professional, scientific, and technical services	165	\$28.84
Construction	142	\$23.09
Financial activities	65	\$17.12
Private educational services	55	\$15.09
Transportation, warehousing, and utilities	43	\$17.29
Other services	41	\$12.33
Wholesale trade	28	n/a
Information	14	n/a
Natural resources and mining	12	n/a

*Excludes unclassified employers with reported vacancies*



# Office and administrative support occupations represented the group with the most vacancies.

Northwest Oregon Job Vacancies by Occupation Group, 2020

Occupation Group	Vacancies	Average Wage
<b>All Occupations</b>	<b>2,255</b>	<b>\$17.64</b>
Office and Administrative Support	311	\$14.88
Building and Grounds Cleaning and Maintenance	241	\$13.91
Transportation and Material Moving	232	\$15.93
Production	223	\$13.39
Sales and Related	209	\$13.59
Health Care Practitioners and Technical	181	\$34.70
Health Care Support	173	\$15.52
Construction and Extraction	162	\$24.90
Food Preparation and Serving Related	147	\$12.77
Education, Training, and Library	79	\$13.77
Installation, Maintenance, and Repair	63	\$19.36
Management	53	\$17.25
Business and Financial Operations	40	\$30.93
Personal Care and Service	38	\$14.29
Legal	28	\$13.05
Architecture and Engineering	18	n/a
Arts, Design, Entertainment, Sports, and Media	17	n/a
Protective Service	16	n/a
Community and Social Service	12	n/a
Life, Physical, and Social Science	6	n/a
Computer and Mathematical	6	n/a



# Area businesses were hiring for a variety of jobs across the economy in 2020. They reported vacancies for 109 different occupations.

## Top Occupations in Northwest Oregon With the Highest Number of Job Vacancies, 2020

<b>Occupation</b>	<b>Vacancies</b>
<b>All Occupations</b>	<b>2,255</b>
Maids and Housekeeping Cleaners	179
Heavy and Tractor-Trailer Truck Drivers	121
Nursing Assistants	101
Meat, Poultry, and Fish Cutters and Trimmers	100
Retail Salespersons	99
Production Workers, All Other	91
Registered Nurses	81
Cashiers	73
Office Clerks, General	68
Hotel, Motel, and Resort Desk Clerks	60
Plumbers, Pipefitters, and Steamfitters	54
Landscaping and Groundskeeping Workers	47
Bookkeeping, Accounting, and Auditing Clerks	41
Substitute Teachers, Short-Term	38
Personal Care Aides	38
Construction Laborers	37
Laborers and Freight, Stock, and Material Movers, Hand	35
Customer Service Representatives	34
Light Truck Drivers	31
Cooks, Restaurant	31



# Some occupational vacancies are more difficult to fill than others.

## Top Northwest Oregon Occupations With the Highest Number of Difficult-to-Fill Job Vacancies, 2020

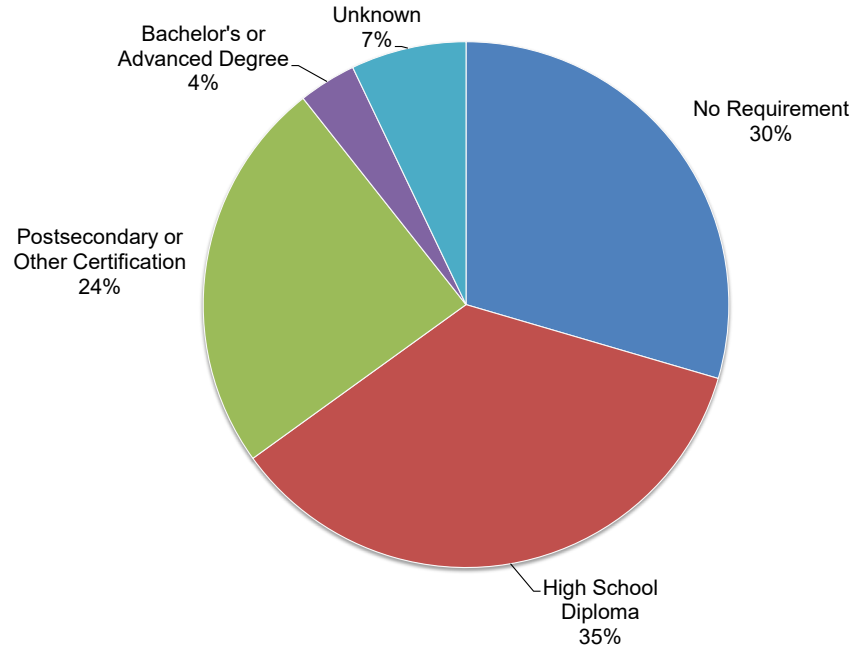
<b>Occupation</b>	<b>Vacancies</b>
<b>Difficult-to-Fill Vacancies in All Occupations</b>	<b>1,508</b>
Maids and Housekeeping Cleaners	143
Heavy and Tractor-Trailer Truck Drivers	107
Meat, Poultry, and Fish Cutters and Trimmers	100
Nursing Assistants	83
Production Workers, All Other	64
Plumbers, Pipefitters, and Steamfitters	54
Registered Nurses	51
Retail Salespersons	50
Landscaping and Groundskeeping Workers	47
Cashiers	41
Bookkeeping, Accounting, and Auditing Clerks	41
Hotel, Motel, and Resort Desk Clerks	40





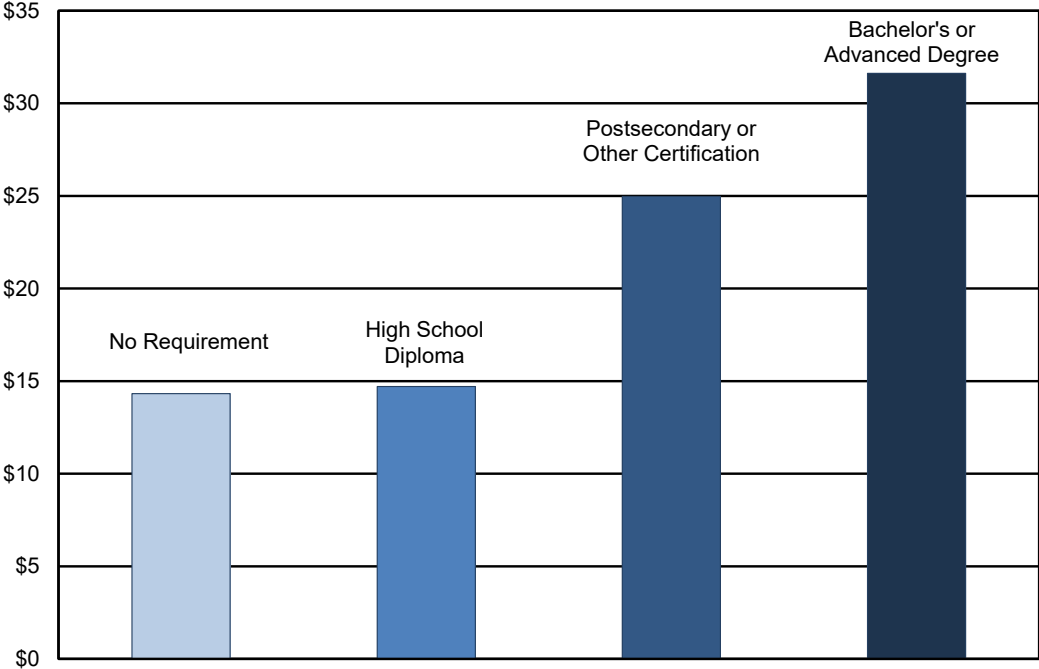
# Most (65%) of all Northwest Oregon job vacancies required no education beyond high school.

Northwest Oregon Job Vacancies by Educational Requirement, 2020



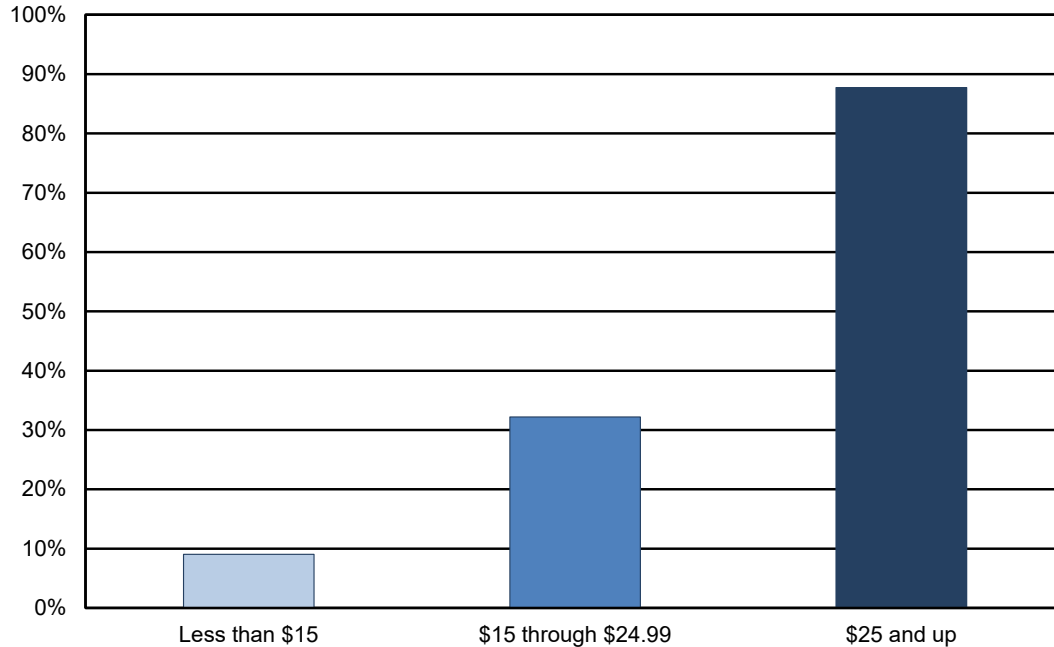
# Average hourly wages increase when job vacancies require education beyond high school...

Average Hourly Wage for Northwest Oregon Job Vacancies by Education Requirement, 2020



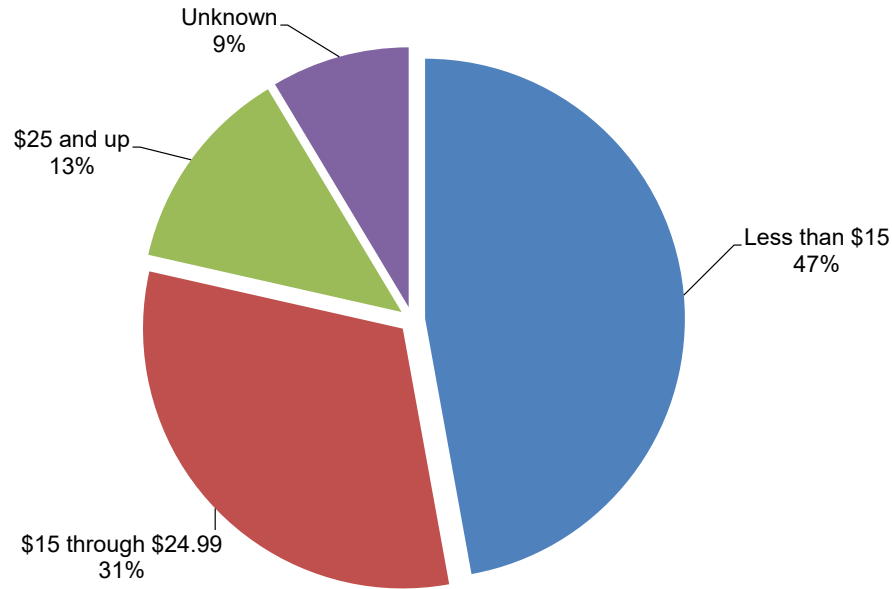
# ...and high-paying vacancies are more likely to require education beyond high school.

Share of Northwest Oregon Job Vacancies Requiring Education Beyond High School by Hourly Wage Range, 2020



# Roughly half (47%) of all vacancies in Northwest Oregon pay less than \$15 per hour.

Northwest Oregon Job Vacancies by Hourly Wage, 2020



# Vacancies requiring higher education are more likely to be high-paying, permanent, and require prior experience.

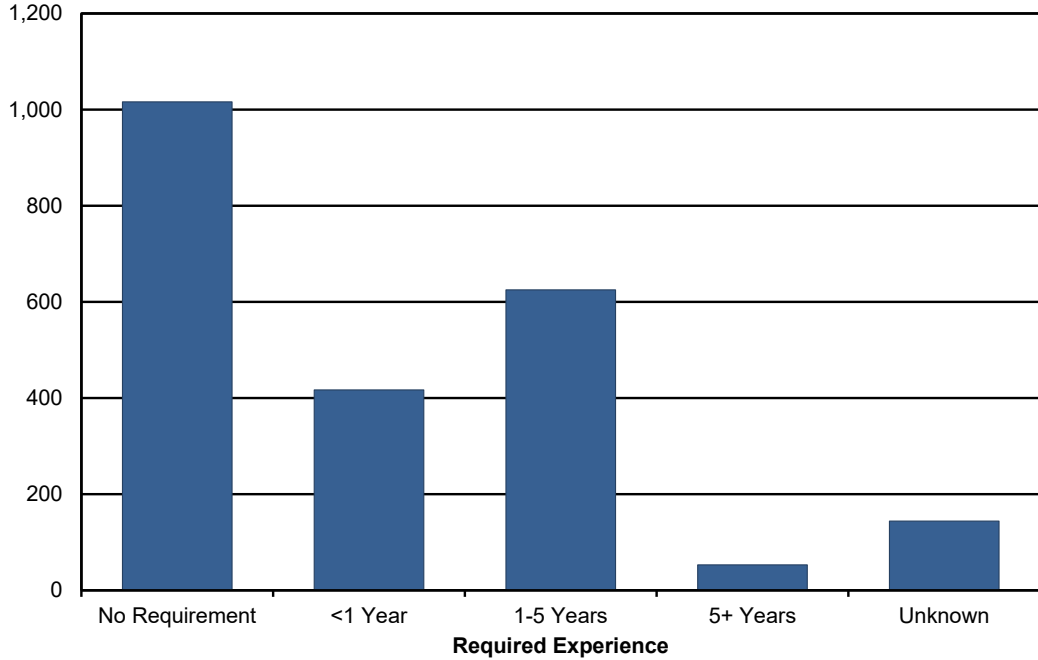
Northwest Oregon Job Vacancies by Required Education Level, 2020

Required Education Level	Vacancies	Average Hourly Wage	Full-time Positions	Permanent Positions	Require Previous Experience	Difficult to Fill
<b>All Education Levels</b>	<b>2,255</b>	<b>\$17.64</b>	<b>67%</b>	<b>85%</b>	<b>49%</b>	<b>67%</b>
No Requirement	666	\$14.33	59%	72%	32%	73%
High School Diploma	801	\$14.71	62%	88%	52%	67%
Postsecondary or Other Certification	548	\$24.98	82%	95%	64%	62%
Bachelor's or Advanced Degree	80	\$31.62	68%	83%	93%	63%
Unknown	160	\$17.09	80%	91%	28%	59%



# About half (49%) of all Northwest Oregon vacancies require previous work experience.

Northwest Oregon Job Vacancies Requiring Previous Experience, 2020



# High-paying vacancies are more likely to require a combination of education and previous experience.

Northwest Oregon Job Vacancies by Hourly Wage Range, 2020

Wage (per hour)	Vacancies	Average Hourly Wage	Full-time Positions	Permanent Positions	Require Education Beyond High School	Require Previous Experience	Difficult to Fill
<b>All Wage Ranges</b>	<b>2,255</b>	<b>\$17.64</b>	<b>67%</b>	<b>85%</b>	<b>30%</b>	<b>49%</b>	<b>67%</b>
Less than \$15	1,063	\$12.70	51%	80%	9%	29%	73%
\$15 through \$24.99	708	\$17.48	81%	85%	32%	65%	65%
\$25 and up	290	\$36.09	89%	99%	88%	74%	71%
Unknown	194	-	77%	93%	61%	55%	31%



# The Oregon Job Vacancy Survey captures information for nine sub-state areas.

<b>Survey Region</b>	<b>Counties</b>
Central Oregon/East Cascades	Crook, Deschutes, Gilliam, Hood River, Jefferson, Klamath, Lake, Sherman, Wasco, Wheeler
Clackamas	Clackamas
Eastern Oregon	Baker, Grant, Harney, Malheur, Morrow, Umatilla, Union, Wallowa
Lane	Lane
Mid-Valley	Linn, Marion, Polk, Yamhill
Northwest Oregon	Benton, Clatsop, Columbia, Lincoln, Tillamook
Portland-Metro	Multnomah, Washington
Rogue Valley	Jackson, Josephine
Southwestern Oregon	Coos, Curry, Douglas



# Two out of five vacancies in Oregon were in the Portland Tri-County (Portland Metro and Clackamas) area.

Oregon Job Vacancies by Geography, 2020

Geography	Vacancies	Average Hourly Wage	Full-time Positions	Permanent Positions	Require Education Beyond High School	Require Previous Experience	Difficult to Fill
<b>Oregon Statewide</b>	<b>44,408</b>	<b>\$18.05</b>	<b>79%</b>	<b>92%</b>	<b>33%</b>	<b>53%</b>	<b>51%</b>
Portland Metro	13,429	\$19.14	86%	96%	38%	50%	33%
Mid-Valley	6,995	\$17.53	72%	92%	29%	58%	52%
East Cascades	4,402	\$17.52	79%	89%	32%	51%	60%
Lane	4,029	\$17.54	75%	88%	35%	52%	61%
Clackamas	3,921	\$19.23	80%	93%	28%	55%	49%
Rogue Valley	3,749	\$16.77	72%	95%	29%	56%	65%
Eastern Oregon	2,527	\$17.13	83%	90%	38%	47%	70%
Northwest Oregon	2,255	\$17.64	67%	85%	30%	49%	67%
Southwestern Oregon	2,195	\$17.25	73%	92%	34%	56%	68%
Multi-area or unknown	906	\$21.29	94%	86%	50%	72%	48%





**Erik Knoder, Regional Economist**  
Oregon Employment Department  
Erik.A.Knoder@oregon.gov  
(541) 574-2306

Find the latest workforce and economic research at [QualityInfo.org](http://QualityInfo.org), or  
join the conversation on Twitter [@OED\\_Research](https://twitter.com/OED_Research).

