



# Help Wanted in Portland

*Results from the 2017  
Job Vacancy Survey*



# The two-county Portland area had roughly 15,400 job vacancies at any given time in 2017.

We surveyed 1,500 private employers in Multnomah and Washington counties with two or more employees during 2017.

If they were hiring, we asked about each vacancy's:

- ✓ Job title
- ✓ Full- or part-time status
- ✓ Permanent or temporary status
- ✓ Starting wage or salary
- ✓ Educational and experience requirements



# The retail trade and construction industries reported the most vacancies.

## Portland Metro Job Vacancies by Industry, 2017

<b>Industry</b>	<b>Vacancies</b>
<b>All Industries</b>	<b>15,406</b>
Retail trade	1,967
Construction	1,801
Professional, scientific, and technical services	1,740
Health care and social assistance	1,697
Financial activities	1,514
Other services	1,155
Management, administrative, and waste services	1,069
Leisure and hospitality	1,040
Manufacturing	963
Private educational services	933
Wholesale trade	933
Transportation, warehousing, and utilities	295
Natural resources and mining	185
Information	114



# The office and administrative support and sales occupational groups represented the largest number of Portland vacancies.

Portland Metro Job Vacancies by Occupation Group, 2017

Occupation Group	Vacancies
<b>All Occupations</b>	<b>15,406</b>
Office and Administrative Support	1,954
Sales and Related	1,744
Business and Financial Operations	1,566
Management	1,562
Construction and Extraction	1,200
Installation, Maintenance, and Repair	936
Transportation and Material Moving	734
Education, Training, and Library	710
Health Care Practitioners and Technical	667
Architecture and Engineering	656
Food Preparation and Serving Related	651
Personal Care and Service	639
Production	557
Building and Grounds Cleaning and Maintenance	496
Computer and Mathematical	458
Health Care Support	208
Life, Physical, and Social Science	162
Arts, Design, Entertainment, Sports, and Media	160
Community and Social Service	116
Farming, Fishing, and Forestry	106
Legal	86
Protective Service	38



# Portland businesses reported job vacancies in 149 different occupations.

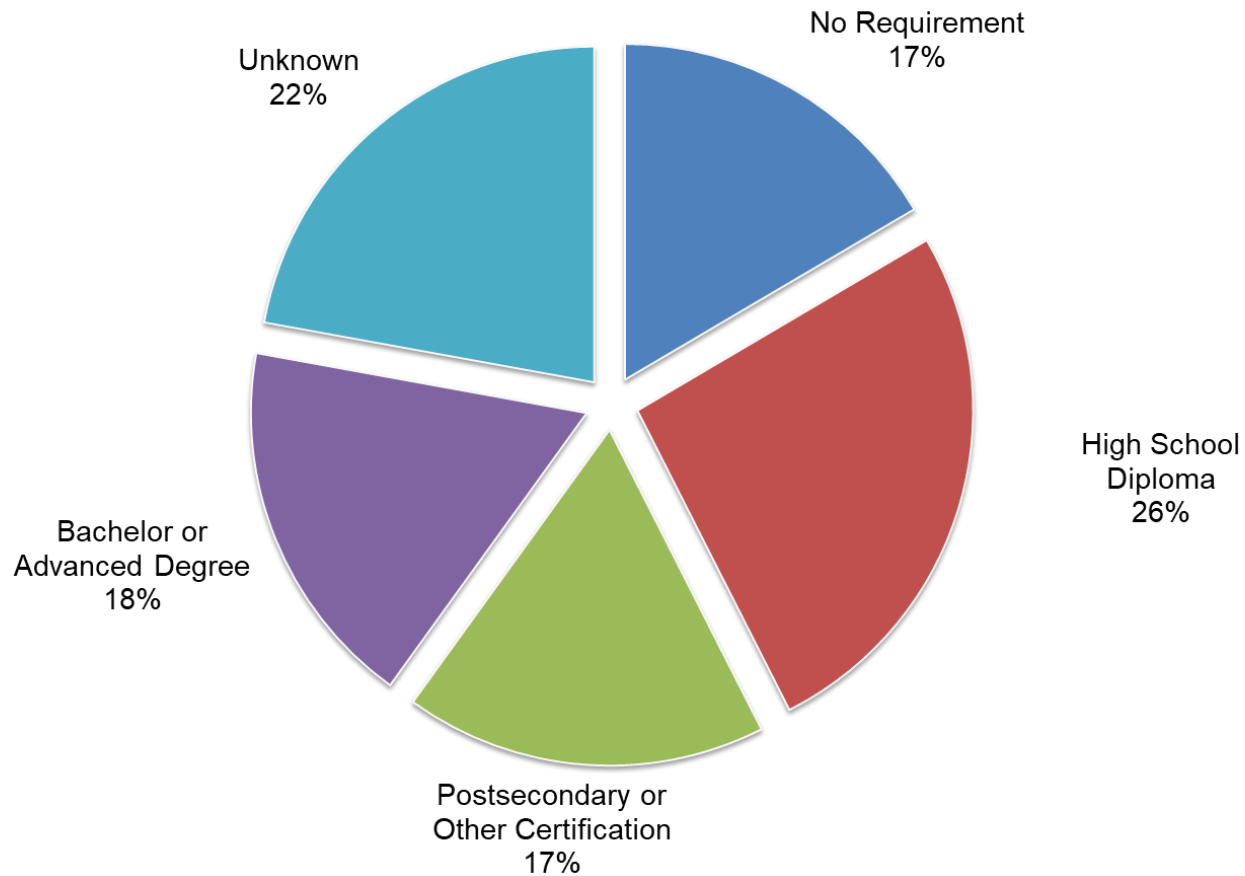
## Top Occupations in Portland Metro With the Highest Number of Job Vacancies, 2017

<u>Occupation</u>	<u>Vacancies</u>
<b>All Occupations</b>	<b>15,406</b>
Retail Salespersons	798
Carpenters	599
Light Truck or Delivery Services Drivers	439
Customer Service Representatives	394
Business Operations Specialists, All Other	363
Surveyors	314
Janitors and Cleaners, Except Maids and Housekeeping Cleaners	293
Secondary School Teachers, Except Special and Career/Technical Edu	287
Hairdressers, Hairstylists, and Cosmetologists	286
Automotive Service Technicians and Mechanics	260
Parts Salespersons	258
Financial Specialists, All Other	248
Software Developers, Applications	248
Cooks, Restaurant	246
Bookkeeping, Accounting, and Auditing Clerks	238
Painters, Construction and Maintenance	232
Personal Care Aides	227
Production Workers, All Other	219
Social and Community Service Managers	210
Claims Adjusters, Examiners, and Investigators	210



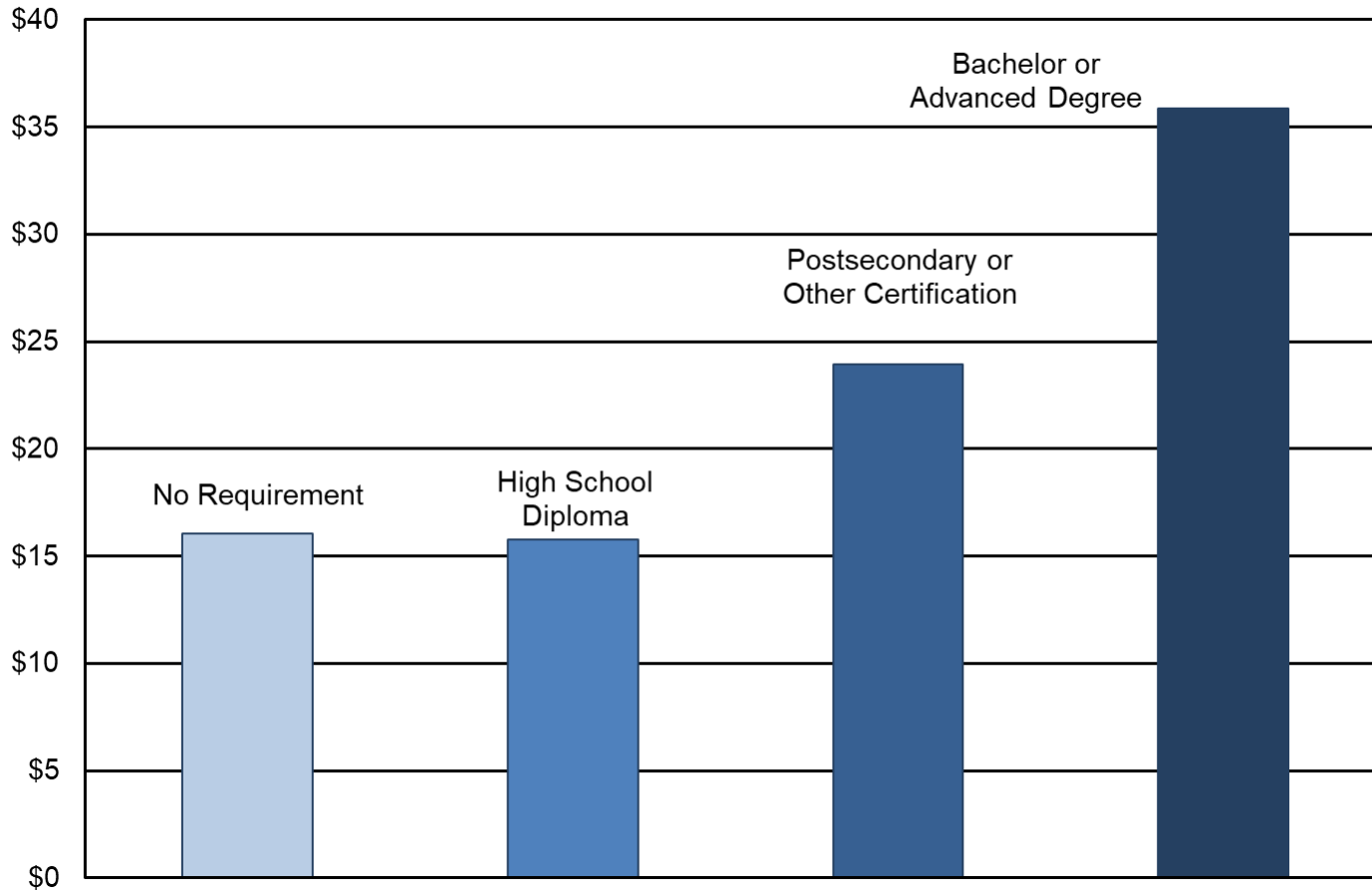
# Four out of 10 job vacancies required no education beyond high school.

Portland Metro Job Vacancies by Educational Requirement, 2017



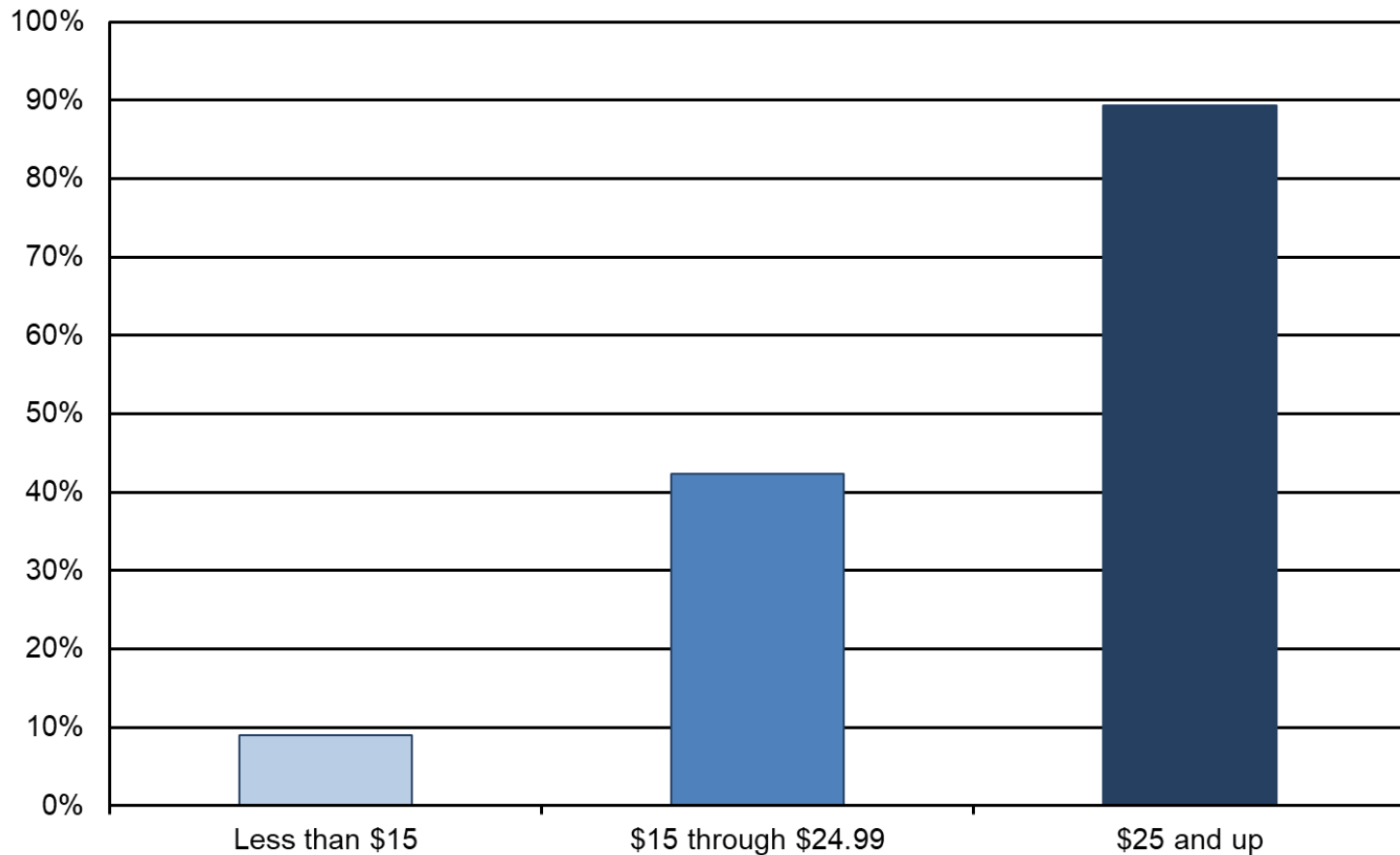
# Average hourly wages increase along with educational requirements for job vacancies...

**Average Hourly Wage for Portland Metro Job Vacancies  
by Educational Requirement, 2017**



# ... and high-paying vacancies are more likely to require education beyond high school.

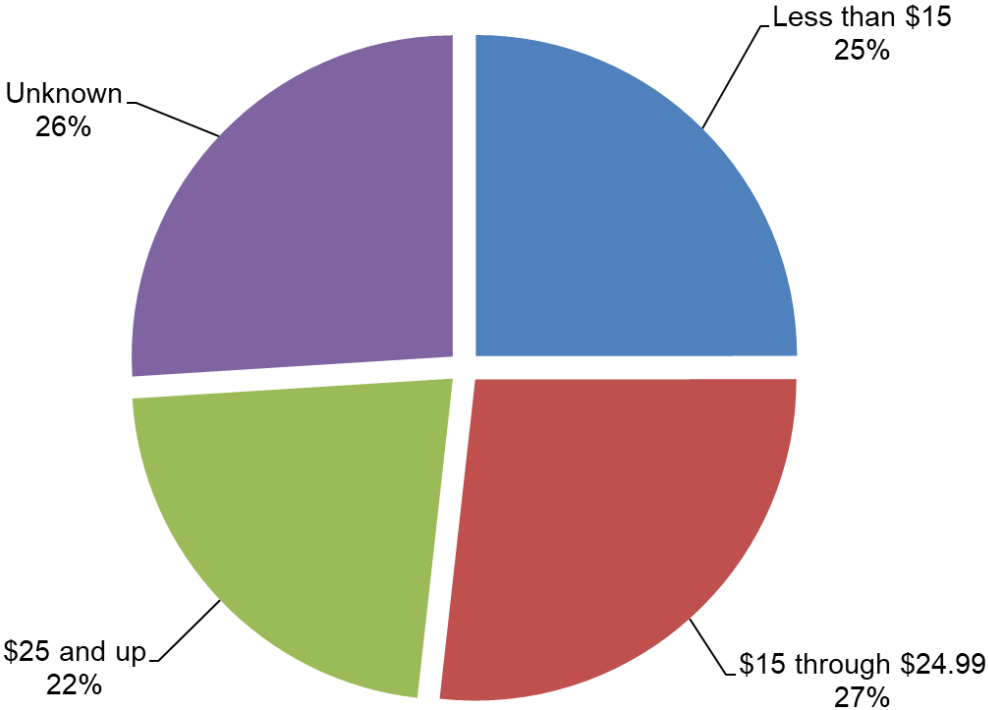
Share of Portland Metro Job Vacancies Requiring Education Beyond High School by Hourly Wage Range, 2017





# One-fourth of Portland's job vacancies pay at less than \$15 per hour.

Portland Metro Job Vacancies by Hourly Wage, 2017



# Vacancies requiring higher education are more likely to be high-paying, full-time, and require prior experience.

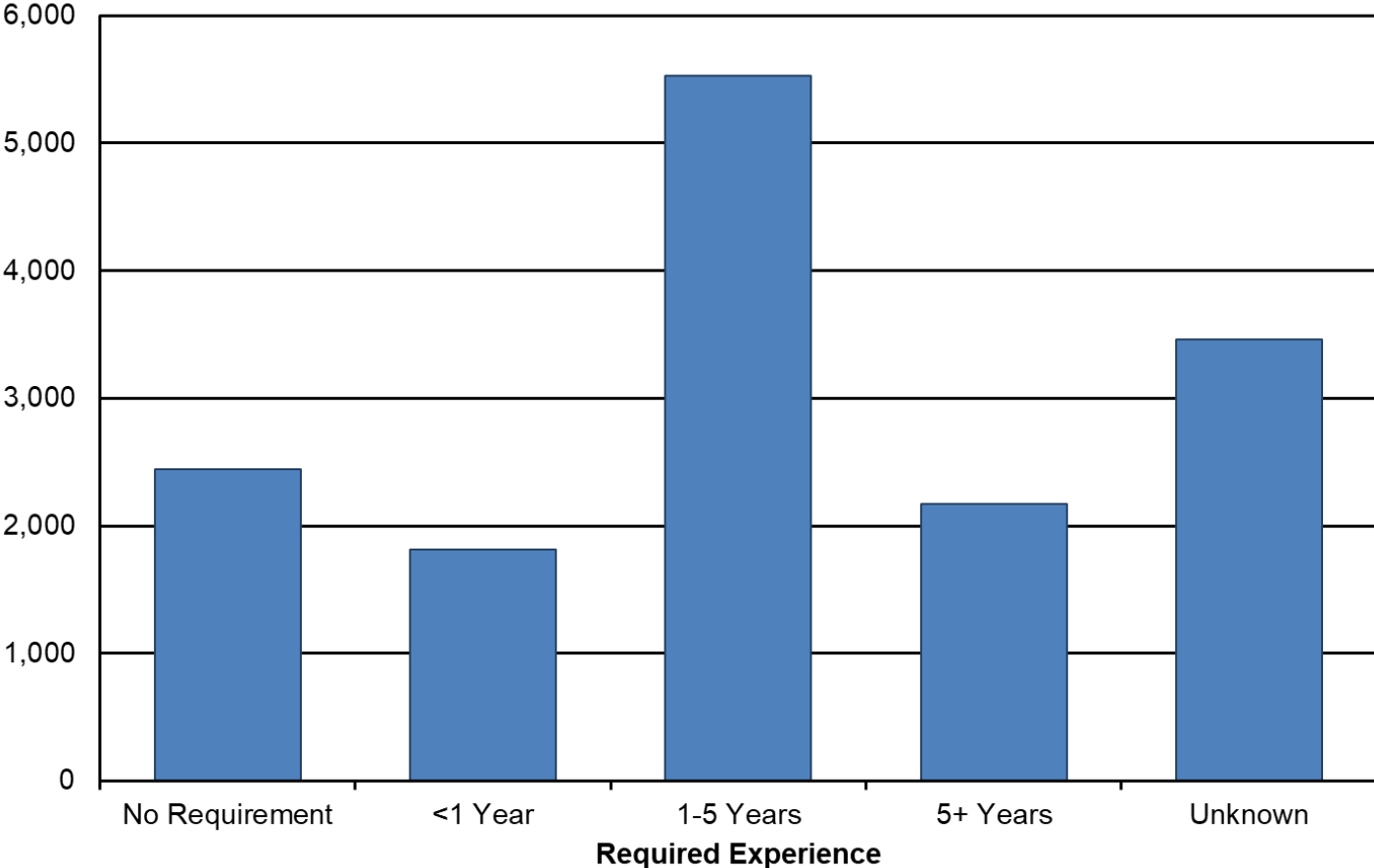
Portland Metro Job Vacancies by Required Education Level, 2017

Required Education Level	Vacancies	Average Hourly Wage	Full-time Positions	Permanent Positions	Requiring Previous Experience	Difficult to Fill
<b>All Education Levels</b>	<b>15,406</b>	<b>\$22.21</b>	<b>80%</b>	<b>95%</b>	<b>62%</b>	<b>51%</b>
No Requirement	2,547	\$16.06	62%	93%	50%	61%
High School Diploma	4,004	\$15.78	78%	91%	79%	70%
Postsecondary or Other Certification	2,686	\$23.94	72%	96%	88%	68%
Bachelor or Advanced Degree	2,758	\$35.88	91%	97%	97%	61%
Unknown	3,411		92%	100%	1%	1%



# Six out of 10 regional vacancies require previous experience.

Portland Metro Job Vacancies by Required Previous Experience, 2017



# High-paying vacancies are more likely to require a combination of education and previous experience.

Portland Metro Job Vacancies by Hourly Wage Range, 2017

Wage (per hour)	Vacancies	Average Hourly Wage	Full-time Positions	Permanent Positions	Requiring Education Beyond High School	Requiring Previous Experience	Difficult to Fill
<b>All Wage Ranges</b>	<b>15,406</b>	<b>\$22.21</b>	<b>80%</b>	<b>95%</b>	<b>45%</b>	<b>62%</b>	<b>51%</b>
Less than \$15	3,849	\$12.27	59%	95%	9%	57%	75%
\$15 through \$24.99	4,126	\$19.12	87%	94%	42%	89%	53%
\$25 and up	3,427	\$37.09	84%	95%	89%	96%	74%
Unknown	4,004	-	89%	97%	49%	9%	8%



# Carpenters had the largest number of job vacancies that businesses identified as difficult to fill in 2017.

## Top Portland Metro Occupations With the Highest Number of Difficult-to-Fill Job Vacancies, 2017

<b>Occupation</b>	<b>Vacancies</b>
<b>Difficult-to-Fill Vacancies in All Occupations</b>	<b>7,922</b>
Carpenters	513
Light Truck or Delivery Services Drivers	267
Janitors and Cleaners, Except Maids and Housekeeping Cleaners	255
Software Developers, Applications	248
Painters, Construction and Maintenance	232
Surveyors	228
Cooks, Restaurant	208
Sales Managers	200
Bus and Truck Mechanics and Diesel Engine Specialists	190
Couriers and Messengers	172
Construction Managers	172
Social and Community Service Managers	172
Retail Salespersons	166
Sales Representatives, Wholesale and Manufacturing, Except Technical a	162
Civil Engineers	152
Production Workers, All Other	127
General and Operations Managers	124
Insurance Sales Agents	124
Stock Clerks and Order Fillers	124
Sheet Metal Workers	124



# The construction industry reported the largest number of difficult-to-fill vacancies in Portland.

## Portland Metro Difficult-to-Fill Job Vacancies by Industry, 2017

<b>Industry</b>	<b>Vacancies</b>
<b>All Industries</b>	<b>7,922</b>
Construction	1,510
Professional, scientific, and technical services	958
Health care and social assistance	909
Leisure and hospitality	868
Management, administrative, and waste services	663
Manufacturing	589
Retail trade	528
Other services	508
Private educational services	380
Financial activities	296
Transportation, warehousing, and utilities	295
Wholesale trade	284
Information	76
Natural resources and mining	58



# One out of four vacancies in Oregon were in the two-county (Multnomah and Washington) Portland Metro area.

Oregon Job Vacancies by Geography, 2017

<b>Geography</b>	<b>Vacancies</b>	<b>Average Hourly Wage</b>	<b>Full-time Positions</b>	<b>Permanent Positions</b>	<b>Requiring Education Beyond High School</b>	<b>Requiring Previous Experience</b>	<b>Difficult to Fill</b>
<b>Oregon Statewide</b>	<b>60,718</b>	<b>\$17.82</b>	<b>77%</b>	<b>88%</b>	<b>29%</b>	<b>57%</b>	<b>64%</b>
Portland Metro	15,406	\$22.21	80%	95%	45%	62%	51%
Mid-Valley	8,465	\$16.85	81%	87%	24%	57%	63%
Clackamas	8,236	\$16.90	84%	91%	16%	64%	73%
Central Oregon/ East Cascades	6,533	\$16.68	68%	73%	22%	47%	64%
Rogue Valley	5,718	\$16.38	74%	84%	28%	54%	66%
Lane	5,536	\$15.58	76%	96%	31%	56%	64%
Northwest Oregon	3,749	\$15.90	64%	79%	24%	46%	73%
Southwest Oregon	2,568	\$15.21	68%	88%	32%	57%	74%
Eastern Oregon	2,307	\$16.10	67%	82%	31%	53%	62%
Multi-area or unknown	2,200	\$19.84	80%	77%	21%	68%	82%



**Amy Vander Vliet, Regional Economist**

Oregon Employment Department

[Amy.S.VanderVliet@oregon.gov](mailto:Amy.S.VanderVliet@oregon.gov)

(971) 804-2099

**Join the conversation:**

[OregonEmployment.blogspot.com](http://OregonEmployment.blogspot.com)

Twitter [@OrEmployment](https://twitter.com/OrEmployment)

