



# Help Wanted in Portland

**Results from the 2019  
Job Vacancy Survey**



# Portland Metro had roughly 21,200 job vacancies at any given time in 2019.

We surveyed 1,600 private employers with two or more employees.

If they were hiring, employers gave details about each vacancy, including:

- Job title
- Full- or part-time status
- Permanent or temporary status
- Starting wage or salary
- Educational and experience requirements

Businesses also identified if their vacancies were difficult to fill, and if so, they wrote in the primary reason they faced hiring challenges.



# Health care and social assistance reported the most vacancies of any industry.

Portland Metro Job Vacancies by Industry, 2019

<u>Industry</u>	<u>Vacancies</u>	<u>Average Wage</u>
<b>All Industries</b>	<b>21,218</b>	<b>\$20.46</b>
Health care and social assistance	3,448	\$21.56
Retail trade	3,309	\$15.53
Leisure and hospitality	2,238	\$13.82
Manufacturing	2,185	\$20.07
Professional, scientific, and technical services	1,950	\$32.35
Construction	1,805	\$23.29
Other services	1,610	\$17.64
Wholesale trade	1,311	\$21.62
Management, administrative, and waste services	1,215	\$16.90
Private educational services	657	\$20.56
Financial activities	605	\$18.94
Transportation, warehousing, and utilities	306	\$14.46
Natural resources and mining	301	\$19.83
Information	278	\$29.43



# Transportation and material moving occupations represented the group with the most vacancies.

Portland Metro Job Vacancies by Occupation Group, 2019

Occupation Group	Vacancies	Average Wage
<b>All Occupations</b>	<b>21,218</b>	<b>\$20.46</b>
Transportation and Material Moving	2,694	\$15.90
Sales and Related	2,075	\$16.15
Installation, Maintenance, and Repair	1,880	\$21.80
Office and Administrative Support	1,719	\$16.30
Food Preparation and Serving Related	1,695	\$13.47
Business and Financial Operations	1,520	\$22.91
Production	1,315	\$17.15
Management	1,228	\$34.23
Health Care Practitioners and Technical	1,195	\$36.61
Education, Training, and Library	1,178	\$16.69
Health Care Support	796	\$17.01
Construction and Extraction	627	\$23.62
Architecture and Engineering	609	\$29.82
Personal Care and Service	573	\$12.50
Building and Grounds Cleaning and Maintenance	558	\$15.26
Computer and Mathematical	537	\$44.48
Protective Service	415	\$13.67
Arts, Design, Entertainment, Sports, and Media	302	\$25.14
Community and Social Service	190	\$20.53
Farming, Fishing, and Forestry	73	n/a
Legal	39	\$26.44



# Area businesses were hiring for a variety of jobs across the economy in 2019. They reported vacancies for 153 different occupations.

## Top Occupations in Portland Metro With the Highest Number of Job Vacancies, 2019

<u>Occupation</u>	<u>Vacancies</u>
<b>All Occupations</b>	<b>21,218</b>
Retail Salespersons	1,125
Laborers and Freight, Stock, and Material Movers, Hand	839
Business Operations Specialists, All Other	582
Stockers and Order Fillers	530
Maintenance and Repair Workers, General	511
Production Workers, All Other	475
Customer Service Representatives	472
Cleaners of Vehicles and Equipment	472
Receptionists and Information Clerks	454
Heating, Air Conditioning, and Refrigeration Mechanics and Installers	444
Registered Nurses	394
Career/Technical Education Teachers, Postsecondary	365
Carpenters	345
Teaching Assistants, Preschool, Elementary, Middle, and Secondary School	298
Preschool Teachers, Except Special Education	296



# Some occupational vacancies are more difficult to fill than others.

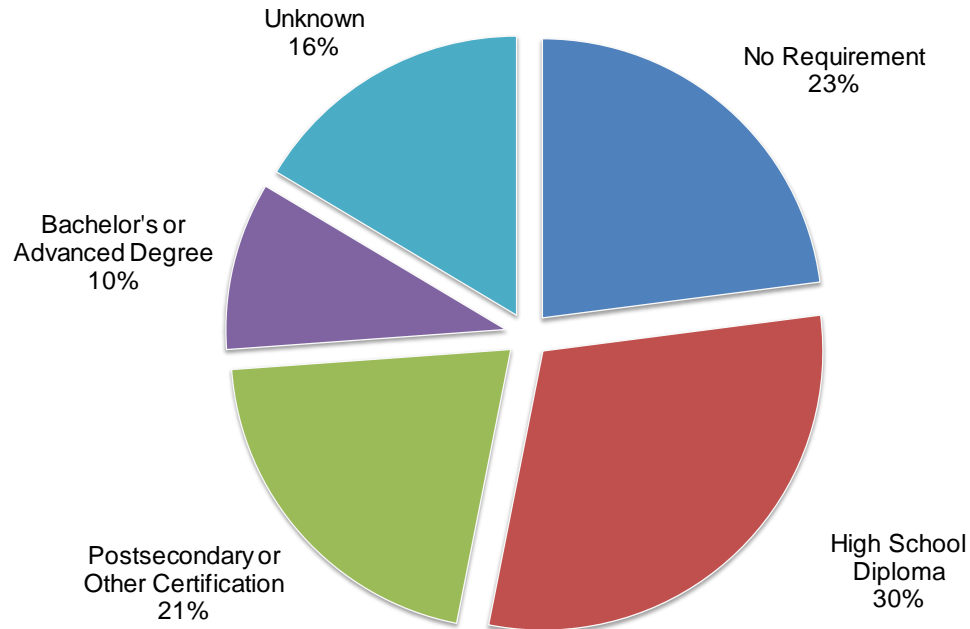
## Top Portland Metro Occupations With the Highest Number of Difficult-to-Fill Job Vacancies, 2019

<b>Occupation</b>	<b>Vacancies</b>
<b>Difficult-to-Fill Vacancies in All Occupations</b>	<b>10,620</b>
Maintenance and Repair Workers, General	506
Laborers and Freight, Stock, and Material Movers, Hand	492
Heating, Air Conditioning, and Refrigeration Mechanics and Installers	444
Registered Nurses	394
Career/Technical Education Teachers, Postsecondary	365
Carpenters	345
Stockers and Order Fillers	295
Production Workers, All Other	270
Receptionists and Information Clerks	258
Driver/Sales Workers	236
Cleaners of Vehicles and Equipment	236
Business Operations Specialists, All Other	236
Mobile Heavy Equipment Mechanics, Except Engines	236
Nursing Assistants	201
Landscaping and Groundskeeping Workers	196



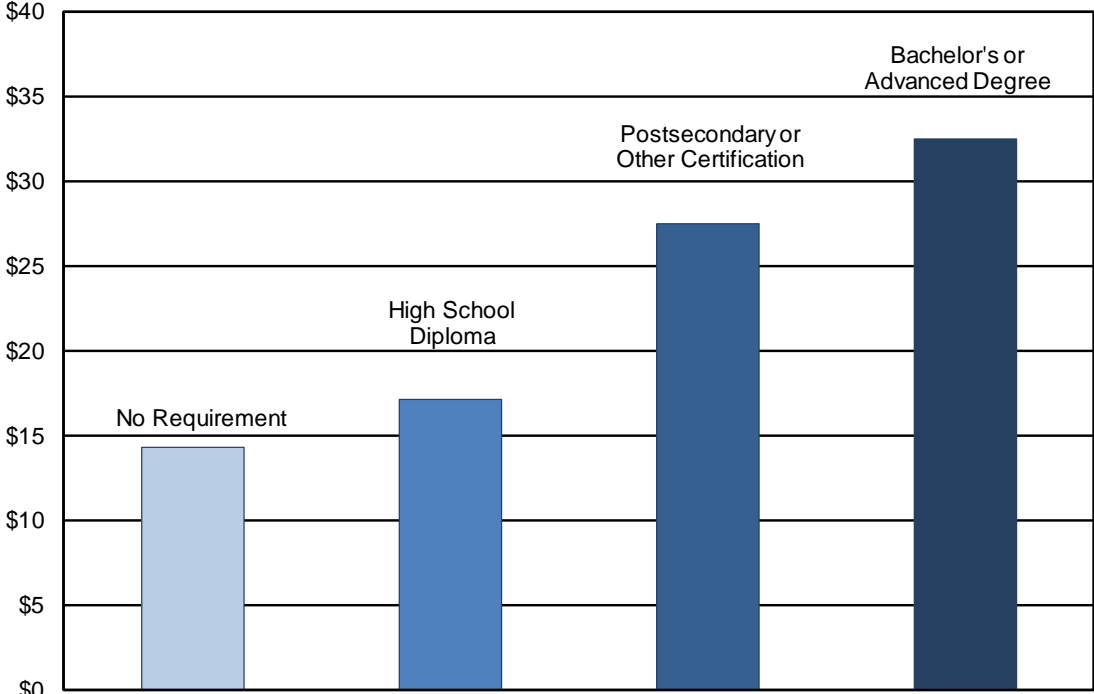
# Roughly half (53%) of all Portland Metro job vacancies required no education beyond high school.

Portland Metro Job Vacancies by Education Requirement, 2019



# Average hourly wages increase along with education requirements for job vacancies...

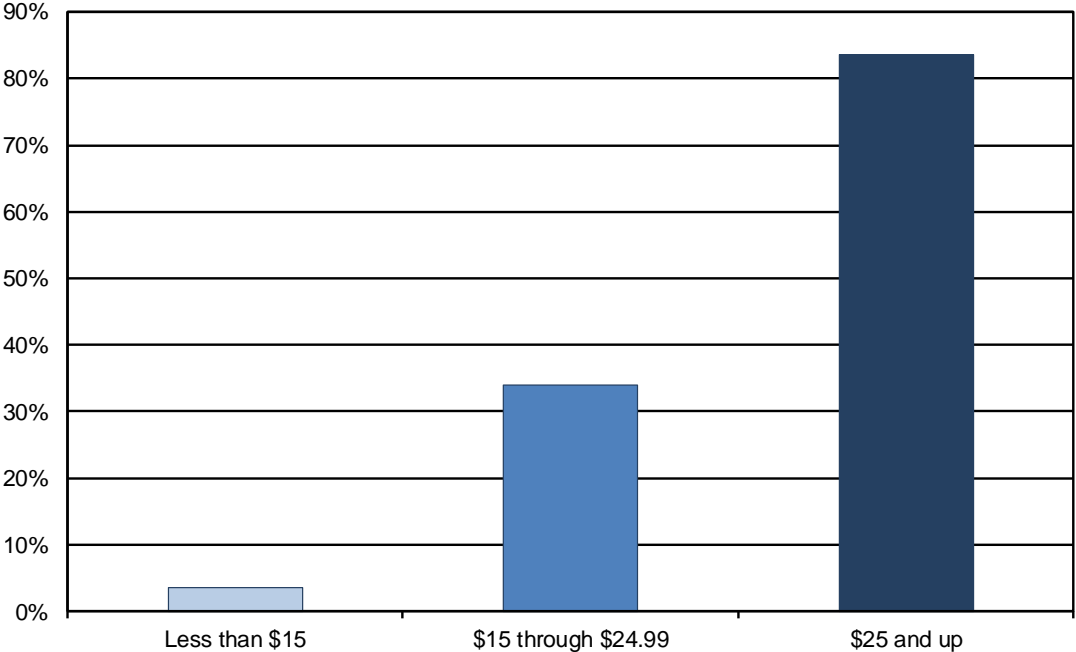
Average Hourly Wage for Portland Metro Job Vacancies by Education Requirement, 2019





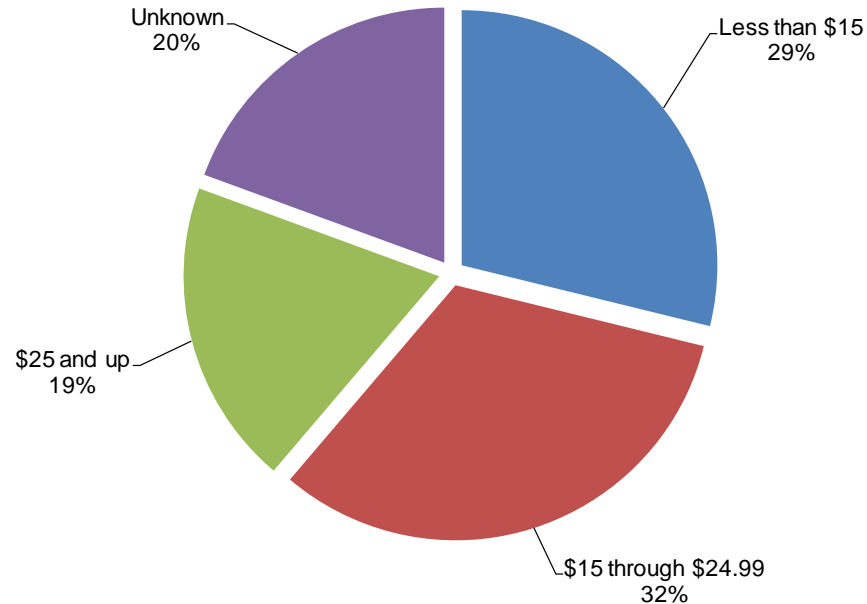
# ...and high-paying vacancies are more likely to require education beyond high school.

Share of Portland Metro Job Vacancies Requiring Education Beyond High School by Hourly Wage Range, 2019



# Three out of 10 job vacancies in Portland Metro pay less than \$15 per hour.

Portland Metro Job Vacancies by Hourly Wage, 2019



# Vacancies requiring higher education are more likely to be high-paying, full-time, and require prior experience.

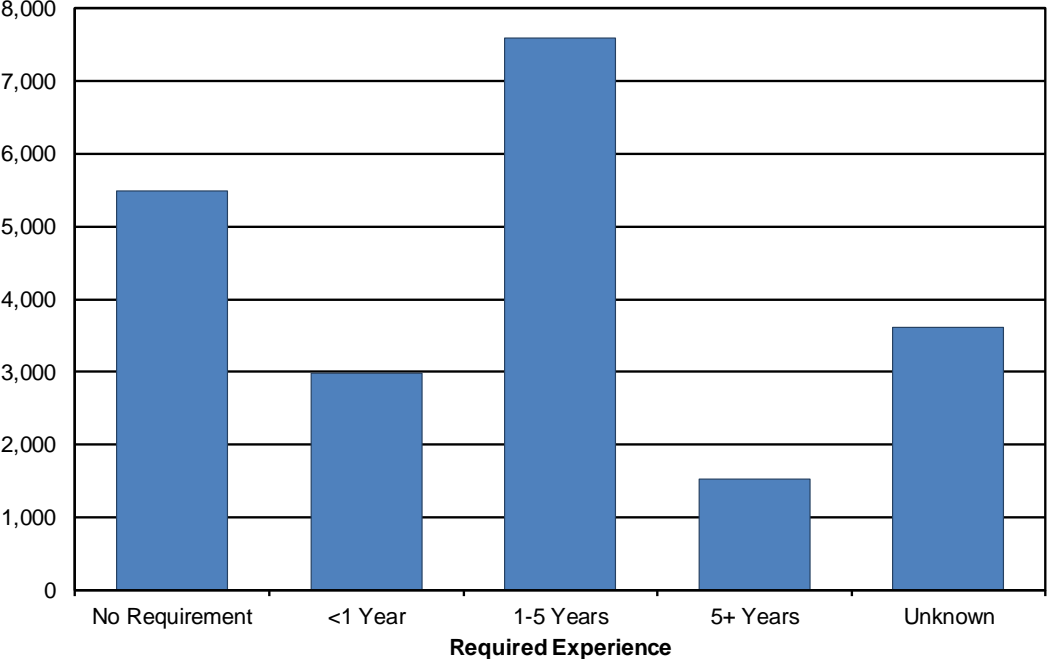
Portland Metro Job Vacancies by Required Education Level, 2019

Required Education Level	Vacancies	Average Hourly Wage	Full-time Positions	Permanent Positions	Require Previous Experience	Difficult to Fill
<b>All Education Levels</b>	<b>21,218</b>	<b>\$20.46</b>	<b>79%</b>	<b>94%</b>	<b>57%</b>	<b>50%</b>
No Requirement	4,869	\$14.31	65%	97%	39%	50%
High School Diploma	6,399	\$17.09	80%	92%	68%	57%
Postsecondary or Other Certification	4,402	\$27.51	76%	88%	87%	75%
Bachelor's or Advanced Degree	2,065	\$32.51	94%	98%	92%	49%
Unknown	3,483	\$21.00	92%	100%	5%	7%



# More than half (57%) of all Portland Metro vacancies require previous work experience.

Portland Metro Job Vacancies by Required Previous Experience, 2019



# High-paying vacancies are more likely to require a combination of education and previous experience.

Portland Metro Job Vacancies by Hourly Wage Range, 2019

Wage (per hour)	Vacancies	Average Hourly Wage	Full-time Positions	Permanent Positions	Require Education Beyond High School	Require Previous Experience	Difficult to Fill
<b>All Wage Ranges</b>	<b>21,218</b>	<b>\$20.46</b>	<b>79%</b>	<b>94%</b>	<b>36%</b>	<b>57%</b>	<b>50%</b>
Less than \$15	6,119	\$12.91	64%	87%	4%	33%	38%
\$15 through \$24.99	6,869	\$18.54	86%	99%	34%	79%	69%
\$25 and up	4,114	\$34.90	87%	100%	84%	91%	67%
Unknown	4,116	-	84%	92%	55%	22%	20%



# The Oregon Job Vacancy Survey captures information for nine sub-state areas.

<b>Survey Region</b>	<b>Counties</b>
Central Oregon/East Cascades	Crook, Deschutes, Gilliam, Hood River, Jefferson, Klamath, Lake, Sherman, Wasco, Wheeler
Clackamas	Clackamas
Eastern Oregon	Baker, Grant, Harney, Malheur, Morrow, Umatilla, Union, Wallowa
Lane	Lane
Mid-Valley	Linn, Marion, Polk, Yamhill
Northwest Oregon	Benton, Clatsop, Columbia, Lincoln, Tillamook
Portland-Metro	Multnomah, Washington
Rogue Valley	Jackson, Josephine
Southwestern Oregon	Coos, Curry, Douglas

# Almost half (47%) of all vacancies in Oregon were in the Portland Tri-County area.

Oregon Job Vacancies by Geography, 2019

Geography	Vacancies	Average Hourly Wage	Full-time Positions	Permanent Positions	Require Education Beyond High School	Require Previous Experience	Difficult to Fill
<b>Oregon Statewide</b>	<b>57,241</b>	<b>\$18.81</b>	<b>77%</b>	<b>93%</b>	<b>34%</b>	<b>57%</b>	<b>57%</b>
Portland Metro	21,218	\$20.46	79%	94%	36%	57%	50%
Mid-Valley	7,091	\$16.87	79%	97%	31%	55%	61%
Clackamas	5,795	\$18.22	74%	90%	30%	59%	58%
Central Oregon/East Cascades	5,673	\$18.55	74%	92%	34%	54%	66%
Lane	5,414	\$17.31	73%	95%	37%	62%	55%
Rogue Valley	4,134	\$18.66	77%	91%	34%	65%	64%
Northwest Oregon	3,357	\$18.34	69%	90%	30%	48%	58%
Eastern Oregon	2,147	\$18.83	78%	84%	43%	54%	61%
Southwestern Oregon	1,745	\$16.41	72%	87%	30%	58%	63%
Multi-area or unknown	667	\$21.48	81%	94%	32%	61%	70%





**Amy Vander Vliet, Regional Economist**

Oregon Employment Department

Amy.S.VanderVliet@oregon.gov

(971) 804-2099

Find the latest workforce and economic research at [QualityInfo.org](http://QualityInfo.org), or join the conversation on Twitter [@OED\\_Research](https://twitter.com/OED_Research).

