



Help Wanted in Southwestern Oregon

*Results from the 2017
Job Vacancy Survey*



Southwestern Oregon had roughly 2,500 job vacancies at any given time in 2017.

We surveyed 1,200 private employers in Douglas, Coos, and Curry counties with two or more employees during 2017.

If they were hiring, we asked about each vacancy's:

- ✓ Job title
- ✓ Full- or part-time status
- ✓ Permanent or temporary status
- ✓ Starting wage or salary
- ✓ Educational and experience requirements



The health care and leisure and hospitality industries had the largest number of job vacancies.

Southwestern Oregon Job Vacancies by Industry, 2017

Industry	Vacancies
All Industries	2,568
Health care and social assistance	775
Leisure and hospitality	510
Transportation, warehousing, and utilities	263
Administrative, management, and waste services	190
Construction	169
Retail trade	161
Professional and technical services	158
Manufacturing	103
Other services	91
Wholesale trade	65
Natural resources and mining	56
Private educational services	14
Financial activities	13



Similarly, food preparation and the combined health care occupations represented the largest number of vacancies by occupational group.

**Southwestern Oregon Job Vacancies by Occupation Group,
2017**

Occupation Group	Vacancies
All Occupations	2,568
Food Preparation and Serving Related	420
Health Care Practitioners and Technical	249
Office and Administrative Support	235
Transportation and Material Moving	217
Education, Training, and Library	216
Installation, Maintenance, and Repair	192
Construction and Extraction	174
Personal Care and Service	157
Sales and Related	94
Community and Social Service	91
Management	87
Building and Grounds Cleaning and Maintenance	84
Health Care Support	82
Architecture and Engineering	80
Business and Financial Operations	67
Production	36
Protective Service	26
Farming, Fishing, and Forestry	17
Legal	16
Life, Physical, and Social Science	13
Computer and Mathematical	11
Arts, Design, Entertainment, Sports, and Media	4



Southwestern Oregon businesses reported job vacancies in 122 different occupations.

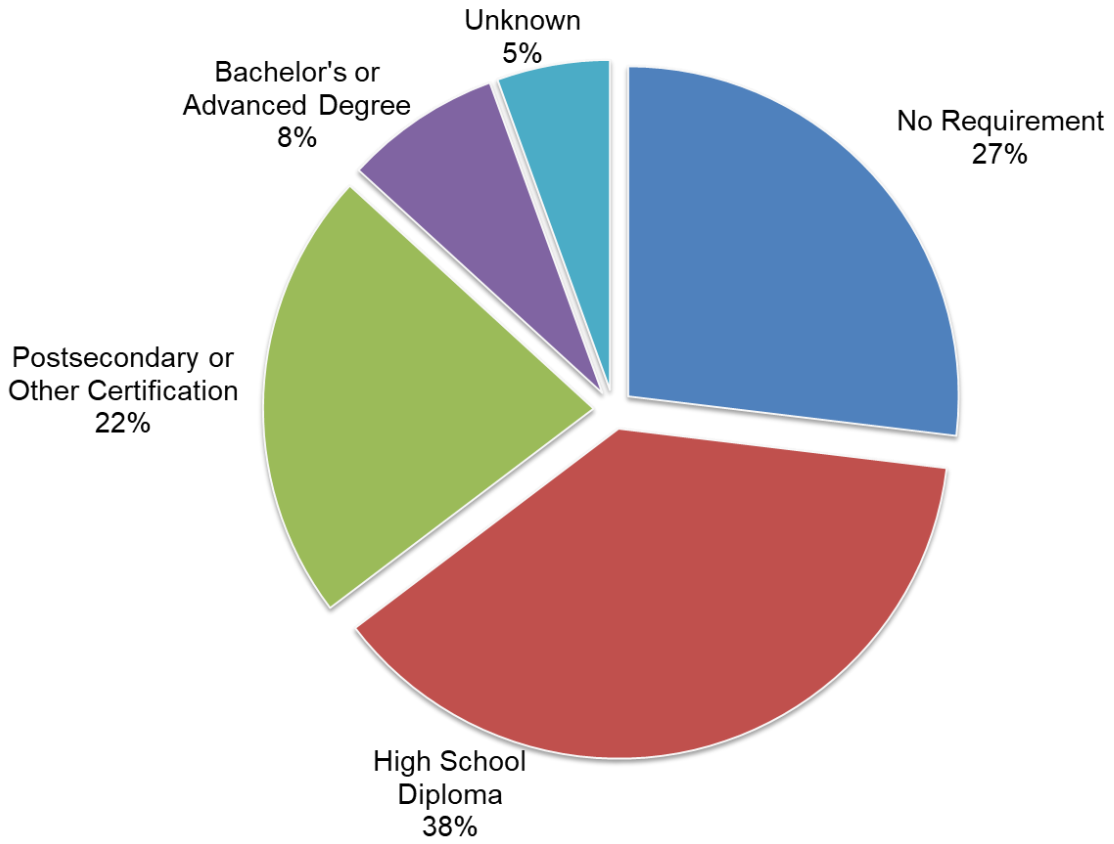
Top Southwestern Oregon Occupations With the Highest Number of Job Vacancies, 2017

Occupation	Vacancies
All Occupations	2,568
Personal Care Aides	145
Heavy and Tractor-Trailer Truck Drivers	114
Teacher Assistants	113
Cooks, All Other	112
Food Preparation Workers	94
Registered Nurses	85
Waiters and Waitresses	78
Maids and Housekeeping Cleaners	65
Cooks, Restaurant	64
Cashiers	62
Hotel, Motel, and Resort Desk Clerks	57
Office and Administrative Support Workers, All Other	56
Stock Clerks and Order Fillers	55
Construction Laborers	52
Millwrights	51
Emergency Medical Technicians and Paramedics	47
Social and Human Service Assistants	45
Child, Family, and School Social Workers	44
Physical Therapists	44
Heating, Air Conditioning, and Refrigeration Mechanics and Installers	40



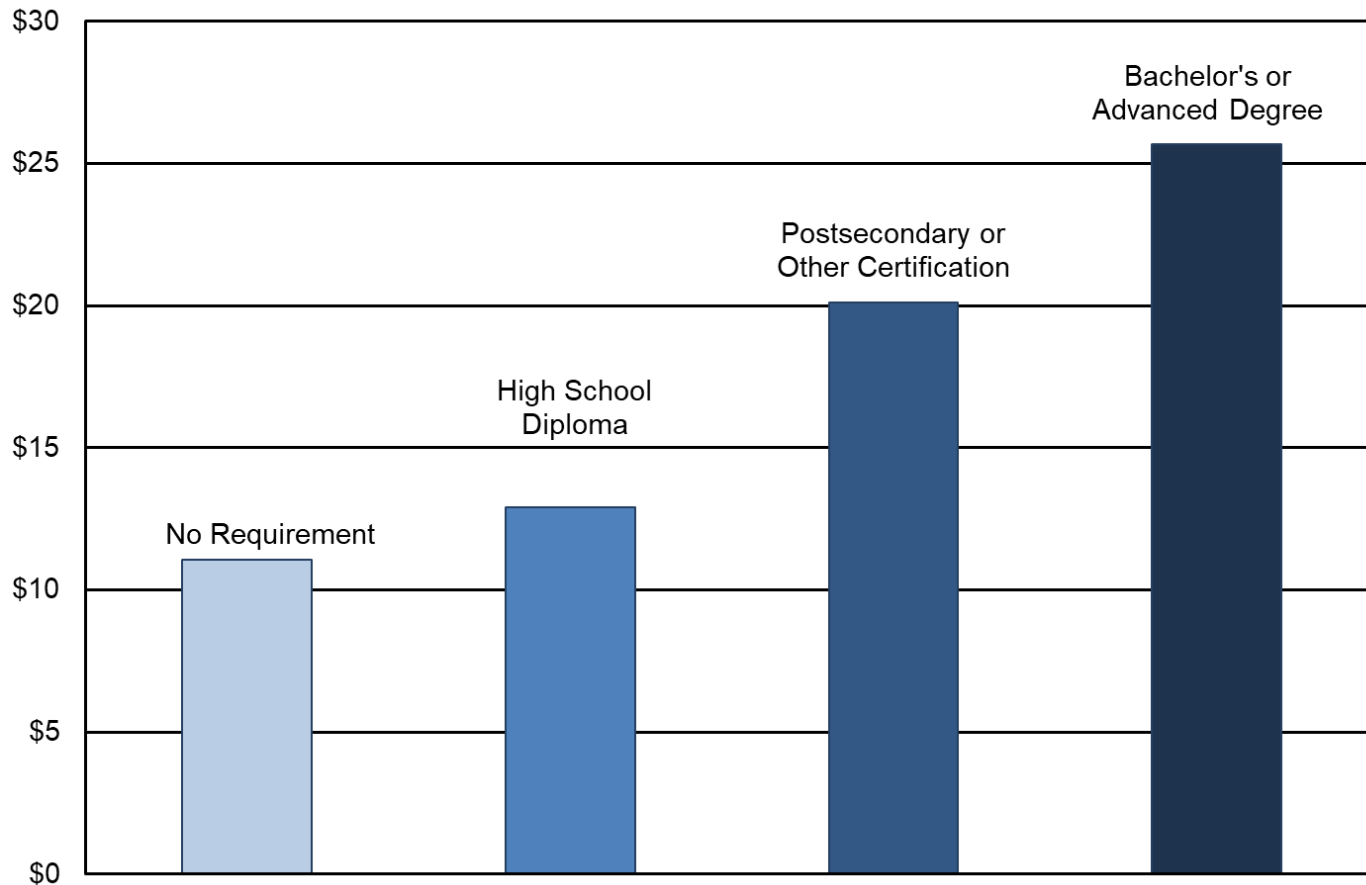
Almost two-thirds (65%) of all regional vacancies required no education beyond high school.

Southwestern Oregon Job Vacancies by Educational Requirement, 2017



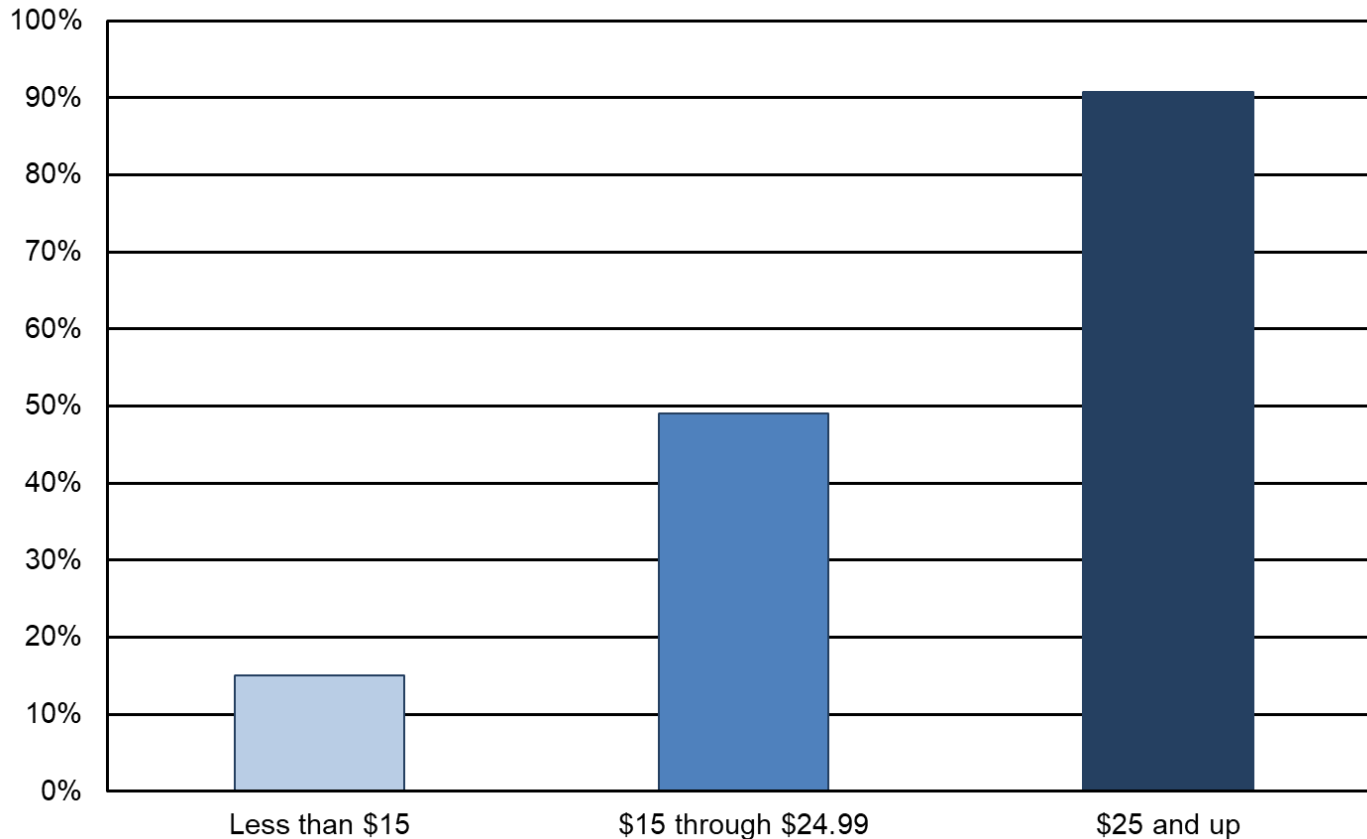
Average hourly wages generally increase along with educational requirements for job vacancies...

Average Hourly Wage for Southwestern Oregon Job Vacancies by Educational Requirement, 2017



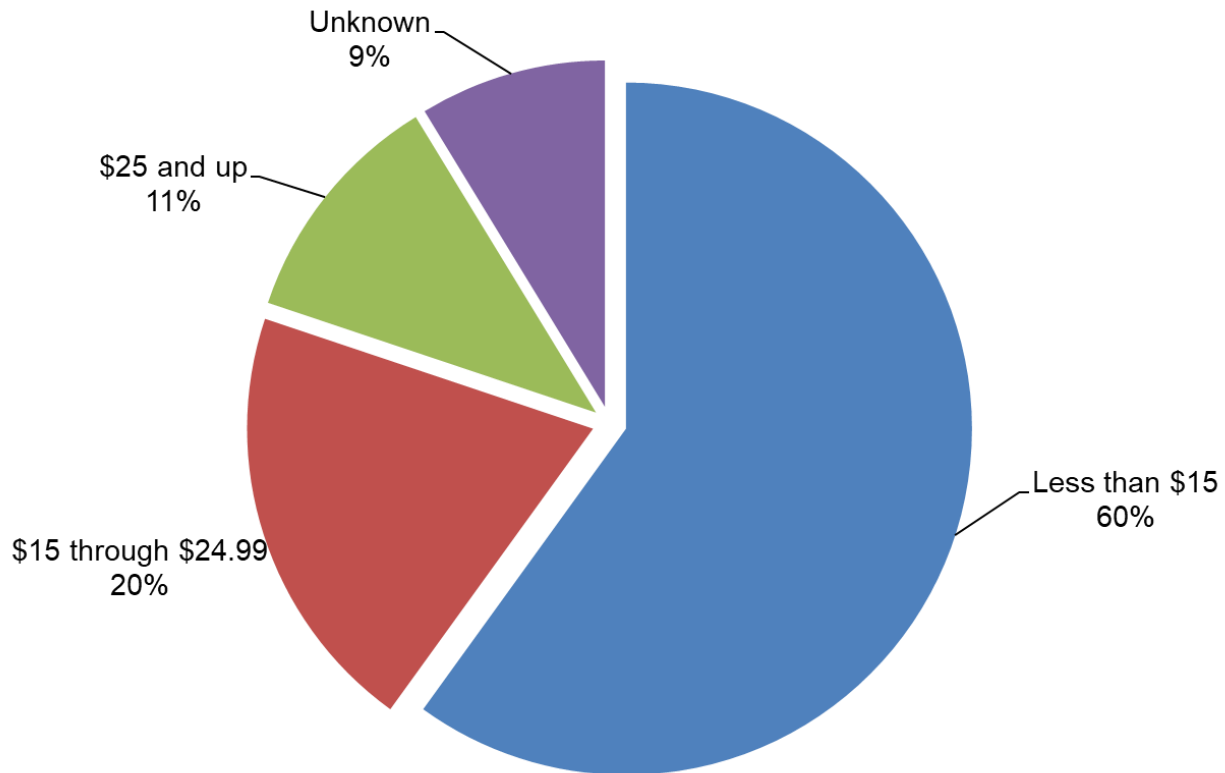
... and high-paying vacancies are more likely to require education beyond high school.

Share of Southwestern Oregon Job Vacancies Requiring Education Beyond High School by Hourly Wage Range, 2017



The majority of vacancies in Southwestern Oregon pay less than \$15 per hour.

Southwestern Oregon Job Vacancies by Hourly Wage, 2017



Vacancies requiring higher education are more likely to be high-paying, full-time, and require prior experience.

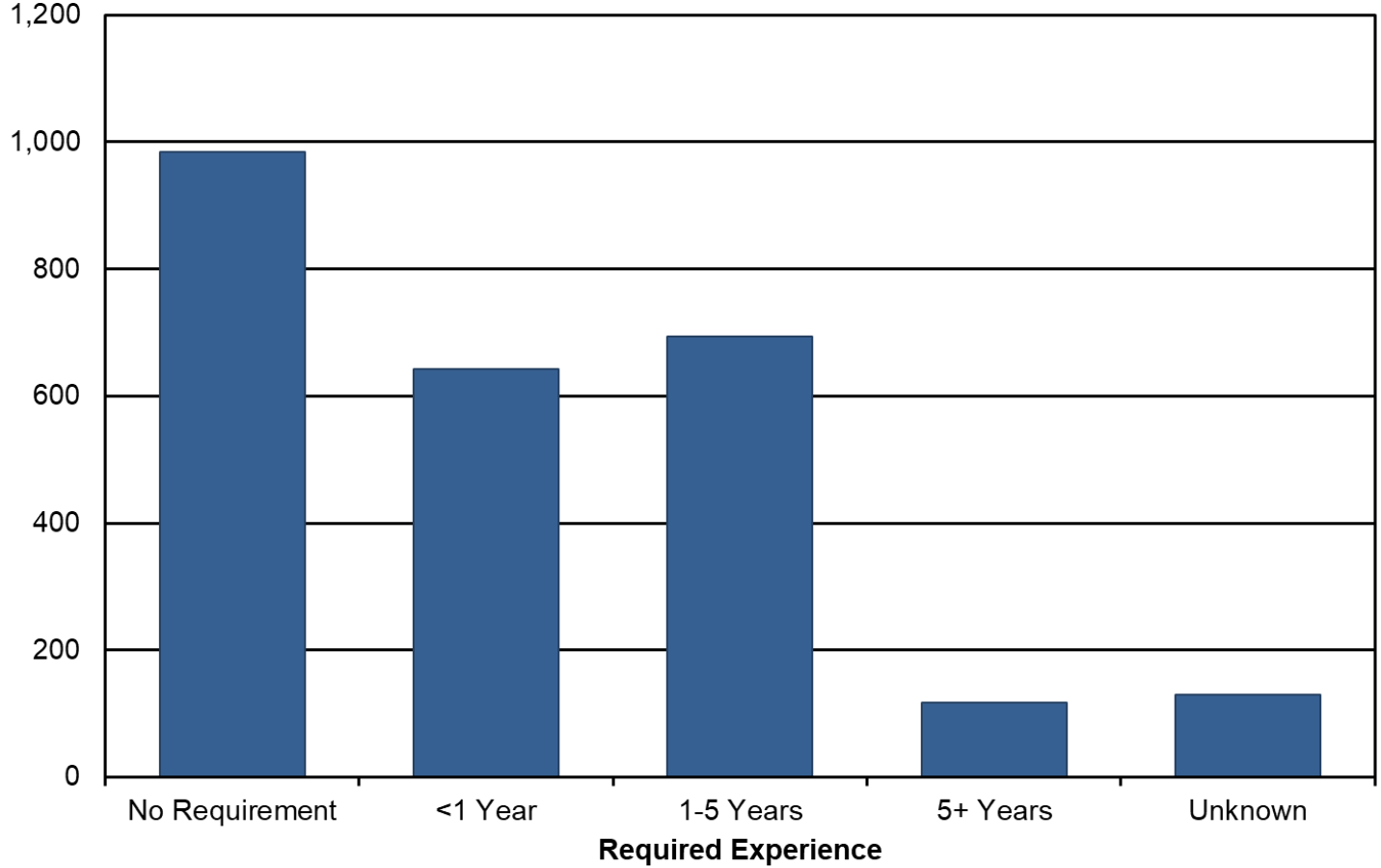
Southwestern Oregon Job Vacancies by Required Education Level, 2017

Required Education Level	Vacancies	Average Hourly Wage	Full-time Positions	Permanent Positions	Requiring Previous Experience	Difficult to Fill
All Education Levels	2,568	\$15.21	68%	88%	57%	74%
No Requirement	691	\$11.08	64%	89%	36%	86%
High School Diploma	970	\$12.92	59%	85%	60%	71%
Postsecondary or Other Certification	568	\$20.11	79%	87%	77%	85%
Bachelor's or Advanced Degree	197	\$25.67	84%	93%	80%	57%
Unknown	142	\$26.13	85%	100%	15%	19%



More than half of all regional vacancies require previous experience.

Southwestern Oregon Job Vacancies by Experience Requirement, 2017



High-paying vacancies are more likely to require a combination of education and previous experience.

Southwestern Oregon Job Vacancies by Hourly Wage Range, 2017

Wage (per hour)	Vacancies	Average Hourly Wage	Full-time Positions	Permanent Positions	Requiring Education Beyond High School	Requiring Previous Experience	Difficult to Fill
All Wage Ranges	2,568	\$15.21	68%	88%	32%	57%	74%
Less than \$15	1,540	\$10.98	55%	84%	15%	52%	74%
\$15 through \$24.99	518	\$18.96	86%	91%	49%	65%	79%
\$25 and up	286	\$31.21	95%	96%	91%	81%	86%
Unknown	224	-	79%	99%	40%	38%	48%



Businesses reported the largest number of difficult-to-fill vacancies for personal care aides, cooks, and truck drivers.

Top Southwestern Oregon Occupations With the Highest Number of Job Vacancies, 2017

<u>Occupation</u>	<u>Vacancies</u>
Difficult-to-Fill Vacancies in All Occupations	1,907
Personal Care Aides	114
Cooks, All Other	112
Heavy and Tractor-Trailer Truck Drivers	109
Teacher Assistants	80
Waiters and Waitresses	70
Registered Nurses	63
Office and Administrative Support Workers, All Other	56
Hotel, Motel, and Resort Desk Clerks	55
Maids and Housekeeping Cleaners	55
Construction Laborers	50
Emergency Medical Technicians and Paramedics	47
Social and Human Service Assistants	45
Child, Family, and School Social Workers	44
Cooks, Restaurant	42
Heating, Air Conditioning, and Refrigeration Mechanics and Installers	40
Millwrights	40
Bus Drivers, Transit and Intercity	34
Construction and Building Inspectors	34



The health care and leisure and hospitality industries had the largest number of difficult-to-fill vacancies.

Southwestern Oregon Job Vacancies by Industry, 2017

Industry	Vacancies
All Industries	1,907
Health care and social assistance	549
Leisure and hospitality	426
Administrative, management, and waste services	177
Construction	156
Transportation, warehousing, and utilities	154
Professional and technical services	120
Manufacturing	97
Other services	65
Retail trade	57
Wholesale trade	55
Natural resources and mining	34
Financial activities	11
Private educational services	6



One out of four vacancies in Oregon were in the two-county (Multnomah and Washington) Portland Metro area.

Oregon Job Vacancies by Geography, 2017

Geography	Vacancies	Average Hourly Wage	Full-time Positions	Permanent Positions	Requiring Education Beyond High School	Requiring Previous Experience	Difficult to Fill
Oregon Statewide	60,718	\$17.82	77%	88%	29%	57%	64%
Portland Metro	15,406	\$22.21	80%	95%	45%	62%	51%
Mid-Valley	8,465	\$16.85	81%	87%	24%	57%	63%
Clackamas	8,236	\$16.90	84%	91%	16%	64%	73%
Central Oregon/ East Cascades	6,533	\$16.68	68%	73%	22%	47%	64%
Rogue Valley	5,718	\$16.38	74%	84%	28%	54%	66%
Lane	5,536	\$15.58	76%	96%	31%	56%	64%
Northwest Oregon	3,749	\$15.90	64%	79%	24%	46%	73%
Southwest Oregon	2,568	\$15.21	68%	88%	32%	57%	74%
Eastern Oregon	2,307	\$16.10	67%	82%	31%	53%	62%
Multi-area or unknown	2,200	\$19.84	80%	77%	21%	68%	82%



Annette Shelton-Tiderman, Regional Economist

Oregon Employment Department

Annette.I.Shelton-Tiderman@oregon.gov

(541) 252-2047

Join the conversation:

OregonEmployment.blogspot.com

Twitter [@OrEmployment](https://twitter.com/OrEmployment)

