



Help Wanted in Southwestern Oregon

**Results from the 2018
Job Vacancy Survey**



Southwestern Oregon had roughly 1,300 job vacancies at any given time in 2018.

We surveyed 1,300 private employers with two or more employees.

If they were hiring, employers gave details about each vacancy, including:

- Job title
- Full- or part-time status
- Permanent or temporary status
- Starting wage or salary
- Educational and experience requirements

Businesses also identified if their vacancies were difficult to fill, and if so, they wrote in the primary reason they faced hiring challenges.

Private health care and social assistance reported the most vacancies of any industry.

Southwestern Oregon Job Vacancies by Industry, 2018

<u>Industry</u>	<u>Vacancies</u>
All Industries	1,282
Health care and social assistance	266
Construction	212
Leisure and hospitality	162
Retail trade	123
Other services	109
Manufacturing	94
Natural resources and mining	55
Transportation, warehousing, and utilities	54
Administrative, management, and waste services	49
Information	45
Professional and technical services	39
Wholesale trade	36
Financial activities	33
Private education services	5



Construction and extraction occupations represented the group with the most vacancies.

Southwestern Oregon Job Vacancies by Occupation Group, 2018

Occupation Group	Vacancies
All Occupations	1,282
Construction and Extraction	208
Installation, Maintenance, and Repair	128
Transportation and Material Moving	128
Production	104
Office and Administrative Support	99
Food Preparation and Serving Related	89
Sales and Related	89
Building and Grounds Cleaning and Maintenance	70
Health Care Practitioners and Technical	69
Personal Care and Service	66
Protective Service	43
Education, Training, and Library	38
Health Care Support	35
Legal	27
Management	24
Community and Social Service	22
Farming, Fishing, and Forestry	18
Business and Financial Operations	16
Arts, Design, Entertainment, Sports, and Media	4
Architecture and Engineering	4
Computer and Mathematical	1



Area businesses were hiring for a variety of jobs across the economy in 2018. They reported vacancies for 140 different occupations.

Top Southwestern Oregon Occupations With the Highest Number of Job Vacancies, 2018

Occupation	Vacancies
All Occupations	1,282
Carpenters	83
Heavy and Tractor-Trailer Truck Drivers	74
Retail Salespersons	59
Personal Care Aides	58
Automotive Service Technicians and Mechanics	39
Combined Food Preparation and Serving Workers, Including Fast Food	37
Earth Drillers, Except Oil and Gas	36
Construction Laborers	36
Meat, Poultry, and Fish Cutters and Trimmers	35
Firefighters	35
Maids and Housekeeping Cleaners	32



Some occupational vacancies are more difficult to fill than others.

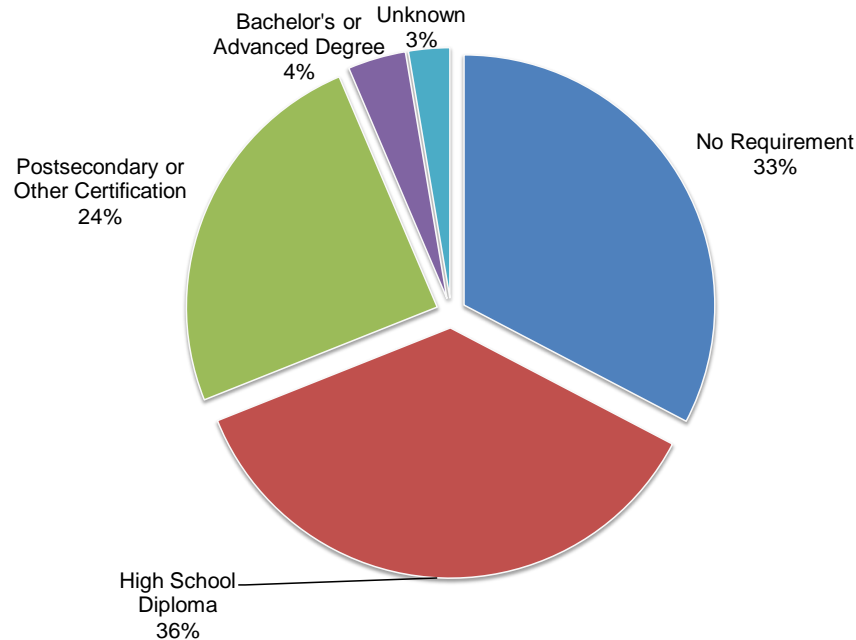
Top Southwestern Oregon Occupations With the Highest Number of Job Vacancies, 2018

<u>Occupation</u>	<u>Vacancies</u>
Difficult-to-Fill Vacancies in All Occupations	876
Carpenters	82
Heavy and Tractor-Trailer Truck Drivers	70
Retail Salespersons	55
Personal Care Aides	46
Automotive Service Technicians and Mechanics	39
Firefighters	35
Telecommunications Equipment Installers and Repairers, Except Line Installers	27
Paralegals and Legal Assistants	27
Maids and Housekeeping Cleaners	26
Combined Food Preparation and Serving Workers, Including Fast Food	24
Landscaping and Groundskeeping Workers	23
Heating, Air Conditioning, and Refrigeration Mechanics and Installers	21



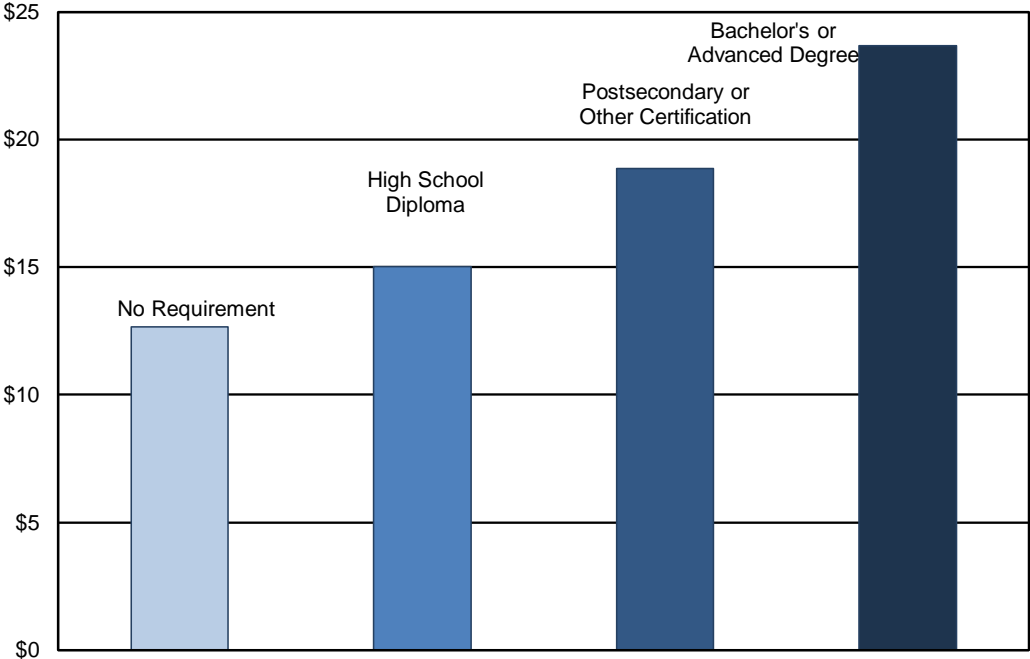
Most (69%) Southwestern Oregon job vacancies required no education beyond high school.

Southwestern Oregon Job Vacancies by Education Requirement, 2018



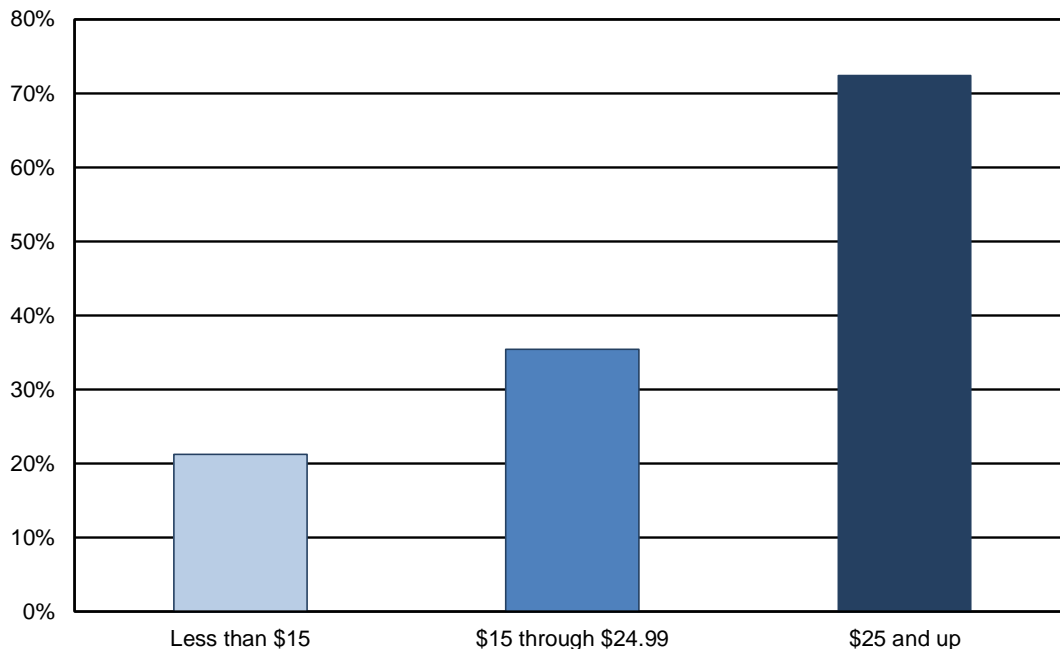
Average hourly wages generally increase along with education requirements for job vacancies...

Average Hourly Wage for Southwestern Oregon Job Vacancies by Educational Requirement, 2018



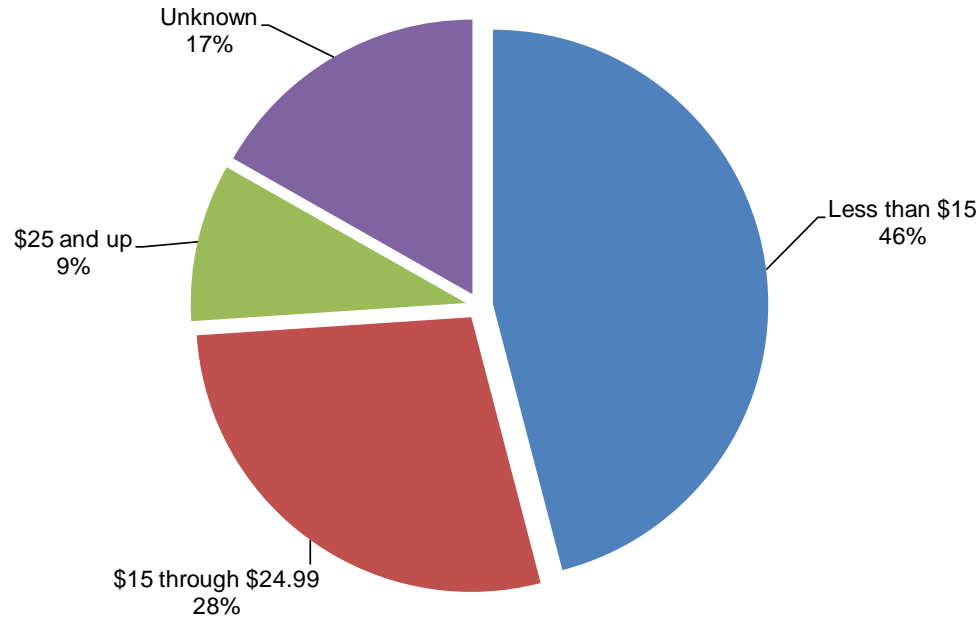
...and high-paying vacancies are more likely to require education beyond high school.

Share of Southwestern Oregon Job Vacancies Requiring Education Beyond High School by Hourly Wage Range, 2018



Nearly half (46%) of all vacancies in Southwestern Oregon pay less than \$15 per hour.

Southwestern Oregon Job Vacancies by Hourly Wage, 2018



Vacancies requiring higher education are more likely to be high-paying, full-time, and require prior experience.

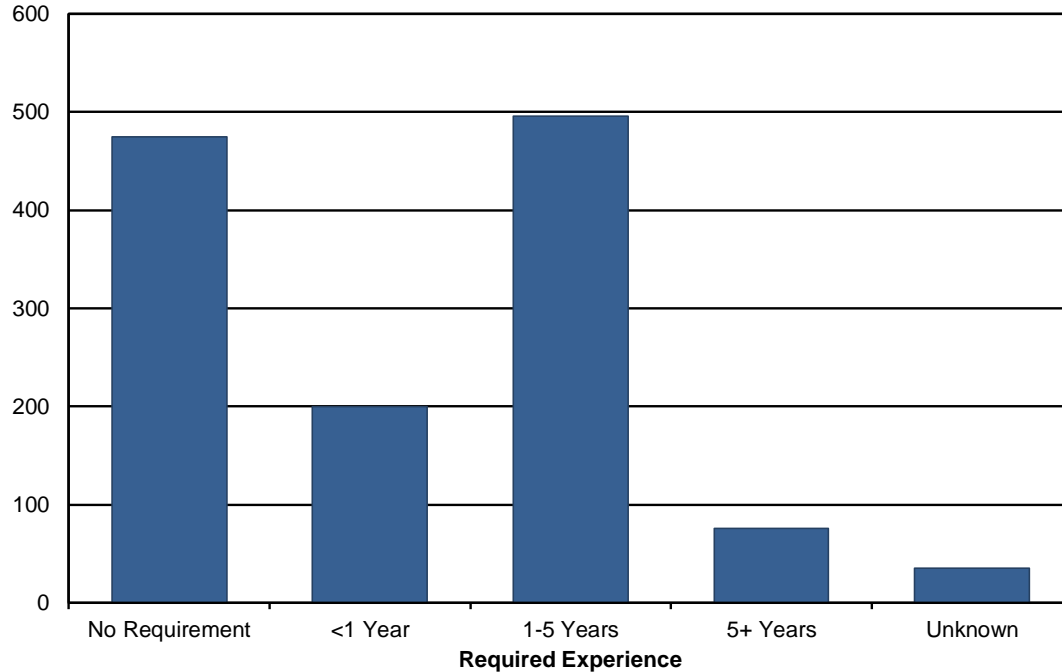
Southwestern Oregon Job Vacancies by Required Education Level, 2018

Required Education Level	Vacancies	Average Hourly Wage	Full-time Positions	Permanent Positions	Require Previous Experience	Difficult to Fill
All Education Levels	1,282	\$15.76	69%	89%	60%	68%
No Requirement	419	\$12.66	65%	86%	40%	52%
High School Diploma	465	\$15.02	71%	93%	74%	78%
Postsecondary or Other Certification	316	\$18.87	69%	87%	60%	78%
Bachelor's or Advanced Degree	48	\$23.66	77%	81%	100%	56%
Unknown	34	\$19.84	88%	88%	56%	65%



More than half (60%) of all Southwestern Oregon vacancies require previous work experience.

Southwestern Oregon Job Vacancies by Experience Requirement, 2018



High-paying vacancies are more likely to require a combination of education and previous experience.

Southwestern Oregon Job Vacancies by Hourly Wage Range, 2018

Wage (per hour)	Vacancies	Average Hourly Wage	Full-time Positions	Permanent Positions	Require Education Beyond High School	Require Previous Experience	Difficult to Fill
All Wage Ranges	1,282	\$15.76	69%	89%	29%	60%	68%
Less than \$15	589	\$11.61	54%	84%	21%	39%	62%
\$15 through \$24.99	359	\$17.71	90%	89%	35%	76%	65%
\$25 and up	119	\$30.44	97%	99%	72%	82%	85%
Unknown	215	-	62%	94%	17%	80%	81%



The Oregon Job Vacancy Survey captures information for nine sub-state areas.

Survey Region	Counties
Central Oregon/East Cascades	Crook, Deschutes, Gilliam, Hood River, Jefferson, Klamath, Lake, Sherman, Wasco, Wheeler
Clackamas	Clackamas
Eastern Oregon	Baker, Grant, Harney, Malheur, Morrow, Umatilla, Union, Wallowa
Lane	Lane
Mid-Valley	Linn, Marion, Polk, Yamhill
Northwest Oregon	Benton, Clatsop, Columbia, Lincoln, Tillamook
Portland-Metro	Multnomah, Washington
Rogue Valley	Jackson, Josephine
Southwestern Oregon	Coos, Curry, Douglas

Half of all vacancies in Oregon were in the Portland Tri-County area.

Oregon Job Vacancies by Geography, 2018

Geography	Vacancies	Average Hourly Wage	Full-time Positions	Permanent Positions	Require Education Beyond High School	Require Previous Experience	Difficult to Fill
Oregon Statewide	57,960	\$17.63	79%	89%	32%	54%	57%
Portland Metro	23,083	\$19.23	80%	97%	37%	61%	55%
Mid-Valley	6,750	\$16.56	76%	94%	27%	48%	59%
Clackamas	6,307	\$17.32	82%	78%	29%	45%	51%
Lane	5,088	\$16.60	81%	92%	32%	57%	52%
Rogue Valley	4,966	\$17.16	85%	82%	33%	59%	56%
Central Oregon/ East Cascades	4,829	\$15.89	77%	80%	25%	47%	73%
Northwest Oregon	3,385	\$16.00	71%	78%	28%	40%	58%
Eastern Oregon	1,629	\$14.84	71%	74%	20%	42%	61%
Southwest Oregon	1,282	\$15.76	69%	89%	29%	60%	68%
Multi-area or unknown	641	\$26.06	76%	77%	40%	83%	49%





Annette Shelton-Tideman, Regional Economist

Oregon Employment Department

Annette.I.Shelton-Tideman@oregon.gov

(541) 530-0605

Find the latest workforce and economic research at QualityInfo.org, or join the conversation on Twitter [@OED_Research](https://twitter.com/OED_Research).

