



Help Wanted in Southwestern Oregon

**Results from the 2019
Job Vacancy Survey**



Southwestern Oregon had roughly 1,700 job vacancies at any given time in 2019.

We surveyed 1,300 private employers with two or more employees.

If they were hiring, employers gave details about each vacancy, including:

- Job title
- Full- or part-time status
- Permanent or temporary status
- Starting wage or salary
- Educational and experience requirements

Businesses also identified if their vacancies were difficult to fill, and if so, they wrote in the primary reason they faced hiring challenges.



Private health care and social assistance reported the most vacancies of any industry.

Southwestern Oregon Job Vacancies by Industry, 2019

Industry	Vacancies
All Industries	1,745
Health care and social assistance	397
Retail trade	275
Construction	229
Leisure and hospitality	157
Transportation, warehousing, and utilities	138
Natural resources and mining	119
Management, administrative, and waste services	117
Other services	100
Manufacturing	86
Professional, scientific, and technical services	48
Financial activities	38
Information	23
Wholesale trade	18



Health care support occupations represented the group with the most vacancies.

Southwestern Oregon Job Vacancies by Occupation Group, 2019

Occupation Group	Vacancies
All Occupations	1,745
Health Care Support	243
Transportation and Material Moving	218
Installation, Maintenance, and Repair	190
Sales and Related	180
Food Preparation and Serving Related	132
Construction and Extraction	121
Production	107
Office and Administrative Support	104
Building and Grounds Cleaning and Maintenance	80
Farming, Fishing, and Forestry	77
Health Care Practitioners and Technical	53
Protective Service	48
Management	47
Architecture and Engineering	36
Computer and Mathematical	36
Community and Social Service	34
Business and Financial Operations	30
Personal Care and Service	6
Education, Training, and Library	3



Area businesses were hiring for a variety of jobs across the economy in 2019. They reported vacancies for 106 different occupations.

Top Southwestern Oregon Occupations With the Highest Number of Job Vacancies, 2019

Occupation	Vacancies
All Occupations	1,745
Personal Care Aides	150
Heavy and Tractor-Trailer Truck Drivers	109
Cashiers	83
Logging Workers, All Other	54
Automotive Service Technicians and Mechanics	50
Medical Assistants	48
Nursing Assistants	45
Heating, Air Conditioning, and Refrigeration Mechanics and Installers	39
Food Preparation Workers	34
Cooks, Restaurant	33
Maids and Housekeeping Cleaners	33
Retail Salespersons	31
Registered Nurses	31
Customer Service Representatives	28
Sheet Metal Workers	26



Some occupational vacancies are more difficult to fill than others.

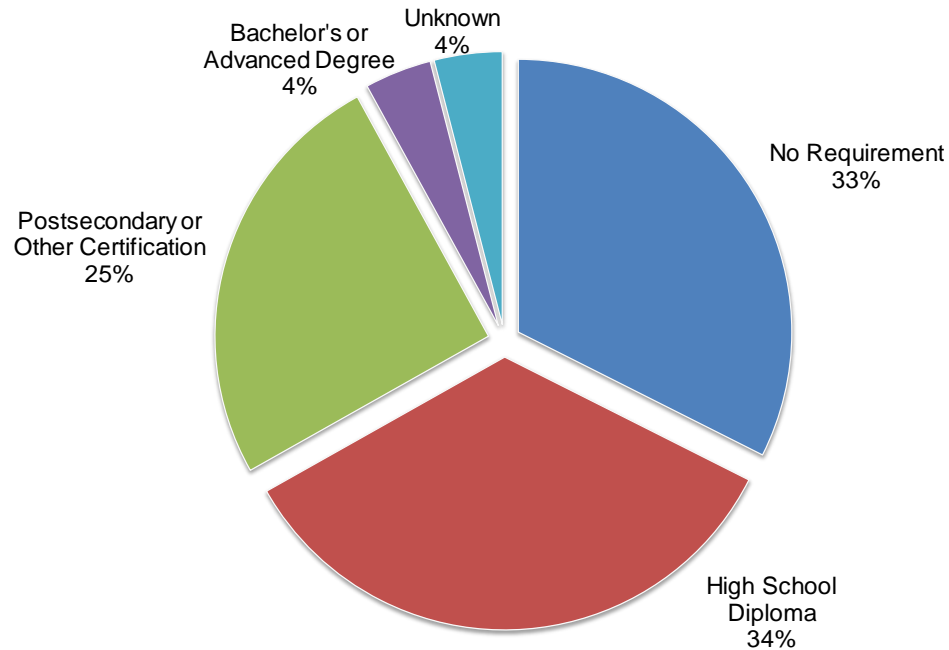
Top Southwestern Oregon Occupations With the Highest Number of Job Vacancies, 2019

Occupation	Vacancies
Difficult-to-Fill Vacancies in All Occupations	1,091
Personal Care Aides	109
Heavy and Tractor-Trailer Truck Drivers	109
Logging Workers, All Other	54
Automotive Service Technicians and Mechanics	47
Medical Assistants	41
Heating, Air Conditioning, and Refrigeration Mechanics and Installers	39
Registered Nurses	31
Nursing Assistants	29
Printing Press Operators	23
Mechanical Door Repairers	23
Sheet Metal Workers	23
Insurance Sales Agents	23
Construction Managers	23
Telecommunications Equipment Installers and Repairers, Except Line Installer	23
Firefighters	20



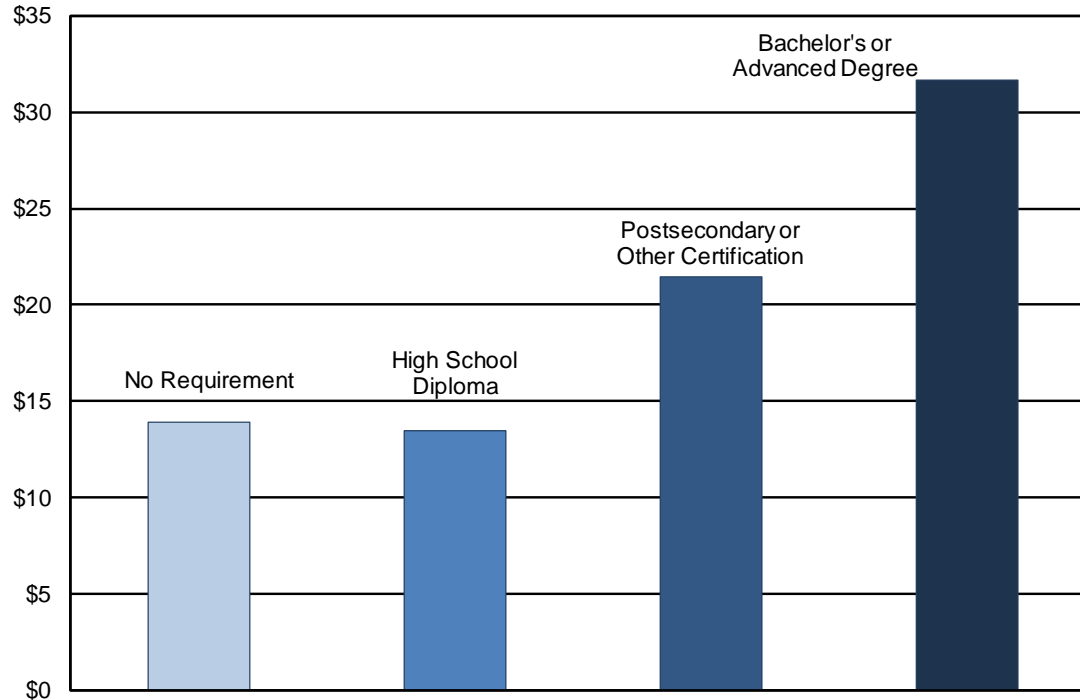
Most (67%) Southwestern Oregon job vacancies required no education beyond high school.

Southwestern Oregon Job Vacancies by Education Requirement, 2019



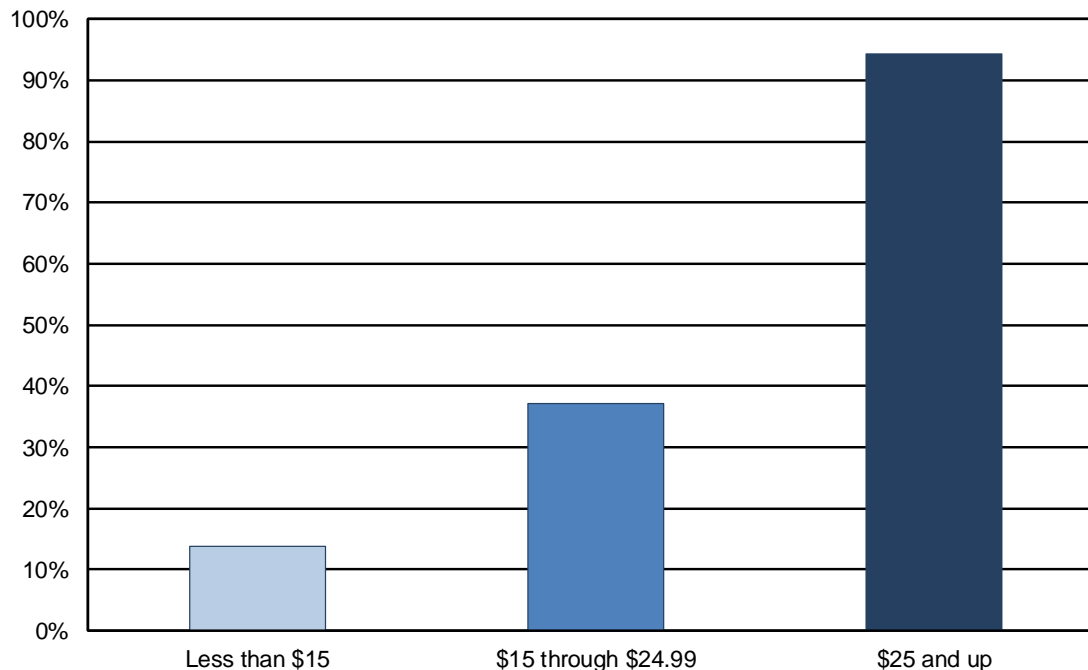
Average hourly wages generally increase along with education requirements for job vacancies...

Average Hourly Wage for Southwestern Oregon Job Vacancies by Educational Requirement, 2019



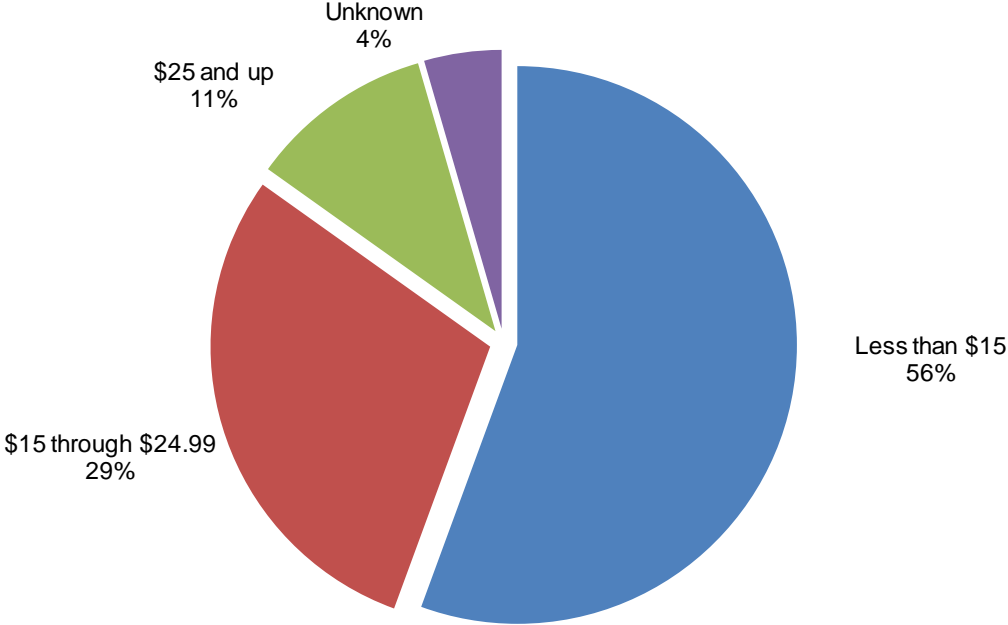
...and high-paying vacancies are far more likely to require education beyond high school.

Share of Southwestern Oregon Job Vacancies Requiring Education Beyond High School by Hourly Wage Range, 2019



More than half (56%) of all vacancies in Southwestern Oregon pay less than \$15 per hour.

Southwestern Oregon Job Vacancies by Hourly Wage, 2019



Vacancies requiring higher education are more likely to be high-paying, full-time, and require prior experience.

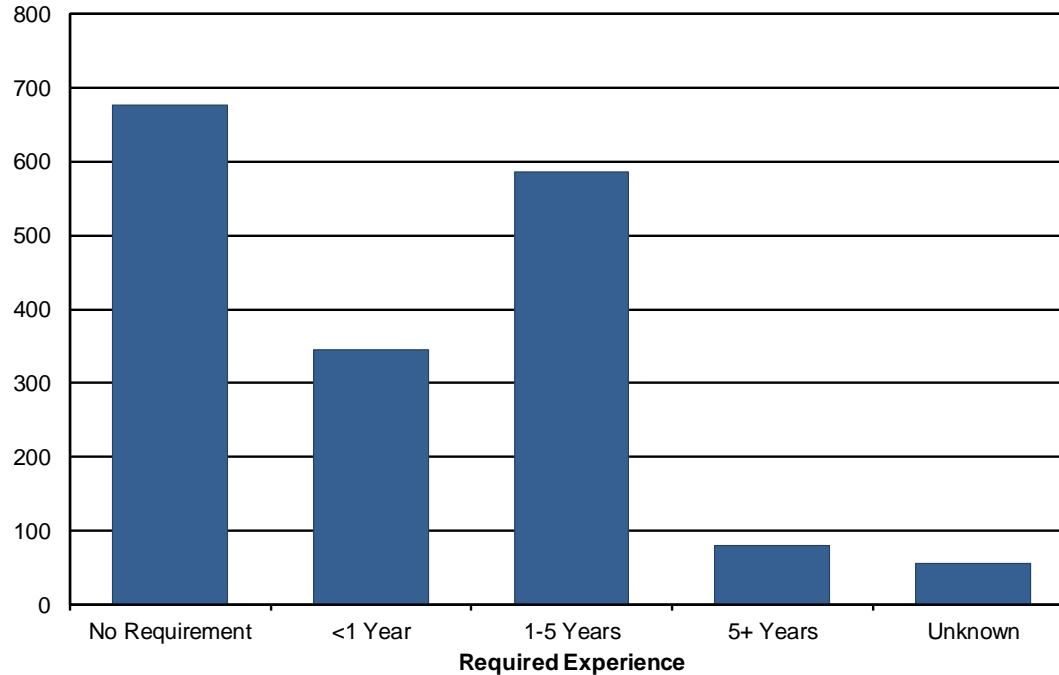
Southwestern Oregon Job Vacancies by Required Education Level, 2019

Required Education Level	Vacancies	Average Hourly Wage	Full-time Positions	Permanent Positions	Requiring Previous Experience	Difficult to Fill
All Education Levels	1,745	\$16.41	72%	87%	58%	63%
No Requirement	566	\$13.91	70%	85%	47%	60%
High School Diploma	600	\$13.43	62%	86%	56%	48%
Postsecondary or Other Certification	440	\$21.45	91%	93%	80%	91%
Bachelor's or Advanced Degree	69	\$31.67	96%	83%	78%	57%
Unknown	70	\$18.89	41%	91%	less than 1%	37%



More than half (58%) of all Southwestern Oregon vacancies require previous work experience.

Southwestern Oregon Job Vacancies by Experience Requirement, 2019



High-paying vacancies are more likely to require a combination of education and previous experience.

Southwestern Oregon Job Vacancies by Hourly Wage Range, 2019

Wage (per hour)	Vacancies	Average Hourly Wage	Full-time Positions	Permanent Positions	Requiring Education Beyond High School	Requiring Previous Experience	Difficult to Fill
All Wage Ranges	1,745	\$16.41	72%	87%	30%	58%	63%
Less than \$15	970	\$11.91	54%	86%	14%	41%	47%
\$15 through \$24.99	511	\$18.19	96%	87%	37%	87%	83%
\$25 and up	186	\$35.00	98%	92%	94%	60%	89%
Unknown	78		81%	92%	55%	76%	58%

The Oregon Job Vacancy Survey captures information for nine sub-state areas.

Survey Region	Counties
Central Oregon/East Cascades	Crook, Deschutes, Gilliam, Hood River, Jefferson, Klamath, Lake, Sherman, Wasco, Wheeler
Clackamas	Clackamas
Eastern Oregon	Baker, Grant, Harney, Malheur, Morrow, Umatilla, Union, Wallowa
Lane	Lane
Mid-Valley	Linn, Marion, Polk, Yamhill
Northwest Oregon	Benton, Clatsop, Columbia, Lincoln, Tillamook
Portland-Metro	Multnomah, Washington
Rogue Valley	Jackson, Josephine
Southwestern Oregon	Coos, Curry, Douglas

Almost half (47%) of all vacancies in Oregon were in the Portland Tri-County area.

Oregon Job Vacancies by Geography, 2019

Geography	Vacancies	Average Hourly Wage	Full-time Positions	Permanent Positions	Require Education Beyond High School	Require Previous Experience	Difficult to Fill
Oregon Statewide	57,241	\$18.81	77%	93%	34%	57%	57%
Portland Metro	21,218	\$20.46	79%	94%	36%	57%	50%
Mid-Valley	7,091	\$16.87	79%	97%	31%	55%	61%
Clackamas	5,795	\$18.22	74%	90%	30%	59%	58%
Central Oregon/East Cascades	5,673	\$18.55	74%	92%	34%	54%	66%
Lane	5,414	\$17.31	73%	95%	37%	62%	55%
Rogue Valley	4,134	\$18.66	77%	91%	34%	65%	64%
Northwest Oregon	3,357	\$18.34	69%	90%	30%	48%	58%
Eastern Oregon	2,147	\$18.83	78%	84%	43%	54%	61%
Southwestern Oregon	1,745	\$16.41	72%	87%	30%	58%	63%
Multi-area or unknown	667	\$21.48	81%	94%	32%	61%	70%





Brian Rooney, Regional Economist – Douglas County

Brian.T.Rooney@oregon.gov, (541) 686-7703

Guy Tauer, Regional Economist – Coos and Curry Counties

Guy.R.Tauer@oregon.gov, (541) 816-8396

Find the latest workforce and economic research at QualityInfo.org, or join the conversation on Twitter [@OED_Research](https://twitter.com/OED_Research).

