



Help Wanted in Southwestern Oregon

**Results from the 2020
Job Vacancy Survey**



Southwestern Oregon had roughly 2,200 job vacancies at any given time in 2020.

We surveyed 1,300 private employers with two or more employees.

If they were hiring, employers gave details about each vacancy, including:

- Job title
- Full- or part-time status
- Permanent or temporary status
- Starting wage or salary
- Educational and experience requirements

Businesses also identified if their vacancies were difficult to fill, and if so, they wrote in the primary reason they faced hiring challenges.

Overall, Oregon businesses reported roughly 44,400 vacancies at any given time in 2020.

Oregon Job Vacancies

	2019	2020
Vacancies	57,241	44,408
Average Hourly Wage	\$18.81	\$18.05
Full-time Positions	77%	79%
Permanent Positions	93%	92%
Requiring Education Beyond High School	34%	33%
Requiring Previous Experience	57%	53%
Difficult to Fill	57%	51%

Source: Oregon Employment Department

Vacancies dropped 22% from the level in 2019. Employers continued to hire throughout the COVID pandemic.

2020 was not a typical year for Oregon businesses, yet many of the characteristics Oregon employers are looking for didn't change much during the pandemic recession.

A typical job vacancy tends to be for a full-time, permanent position. About one-third require education beyond high school and half require previous experience.



Starting in spring 2020, employers were asked “Is this location closed or operations curtailed due to COVID-19 restrictions?”

- Nearly one out of five responses (18%) indicated a closure or curtailment due to COVID-19 in spring 2020. The share dropped to 7% in summer and 6% of respondents to the fall 2020 survey.
- The leisure and hospitality and other services industries most often responded that operations were affected.
- Employers in the Portland-metro area and Northwest Oregon reported the highest shares of affected businesses.

Private health care and social assistance reported the most vacancies of any industry.

Southwestern Oregon Job Vacancies by Industry, 2020

<u>Industry</u>	<u>Vacancies</u>
All Industries	2,195
Health care and social assistance	650
Retail trade	331
Leisure and hospitality	283
Management, administrative, and waste services	222
Construction	177
Natural resources and mining	132
Transportation, warehousing, and utilities	93
Financial activities	82
Other services	74
Manufacturing	61
Professional, scientific, and technical services	56
Private educational services	25
Wholesale trade	9



Health care support occupations had more vacancies than any other group.

Southwestern Oregon Job Vacancies by Occupation Group, 2020

<u>Occupation Group</u>	<u>Vacancies</u>
All Occupations	2,195
Health Care Support	336
Transportation and Material Moving	267
Food Preparation and Serving Related	241
Health Care Practitioners and Technical	207
Sales and Related	207
Building and Grounds Cleaning and Maintenance	200
Construction and Extraction	165
Farming, Fishing, and Forestry	110
Community and Social Service	101
Office and Administrative Support	98
Education, Training, and Library	50
Business and Financial Operations	46
Installation, Maintenance, and Repair	45
Production	36
Personal Care and Service	34
Protective Service	16
Architecture and Engineering	12
Arts, Design, Entertainment, Sports, and Media	9
Management	6
Computer and Mathematical	6
Legal	3



Area businesses were hiring for a variety of jobs across the economy in 2020. They reported vacancies for 115 different occupations.

Top Southwestern Oregon Occupations With the Highest Number of Job Vacancies, 2020

Occupation	Vacancies
All Occupations	2,195
Nursing Assistants	153
Heavy and Tractor-Trailer Truck Drivers	129
Personal Care Aides	121
Retail Salespersons	108
Logging Workers, All Other	94
Maids and Housekeeping Cleaners	85
Cashiers	84
Stockers and Order Fillers	73
Carpenters	69
Fast Food and Counter Workers	60
Registered Nurses	55
Landscaping and Groundskeeping Workers	47
Waiters and Waitresses	43
Janitors and Cleaners, Except Maids and Housekeeping Cleaners	40
Cooks, Restaurant	33
Cooks, Institution and Cafeteria	33
Dental Assistants	31



Some occupational vacancies are more difficult to fill than others.

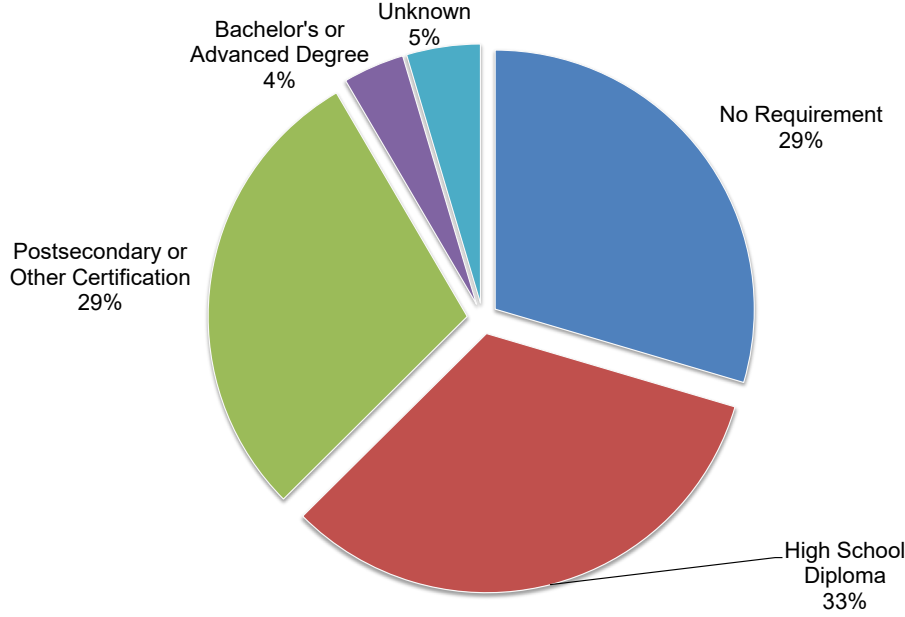
Top Southwestern Oregon Occupations With the Highest Number of Job Vacancies, 2020

Occupation	Vacancies
Difficult-to-Fill Vacancies in All Occupations	1,495
Nursing Assistants	153
Personal Care Aides	102
Heavy and Tractor-Trailer Truck Drivers	99
Logging Workers, All Other	94
Maids and Housekeeping Cleaners	75
Carpenters	69
Registered Nurses	52
Cashiers	50
Helpers--Painters, Paperhangers, Plasterers, and Stucco Masons	28
Cooks, Restaurant	27
Mental Health Counselors	27
Stockers and Order Fillers	26
Cooks, Institution and Cafeteria	24
Retail Salespersons	24



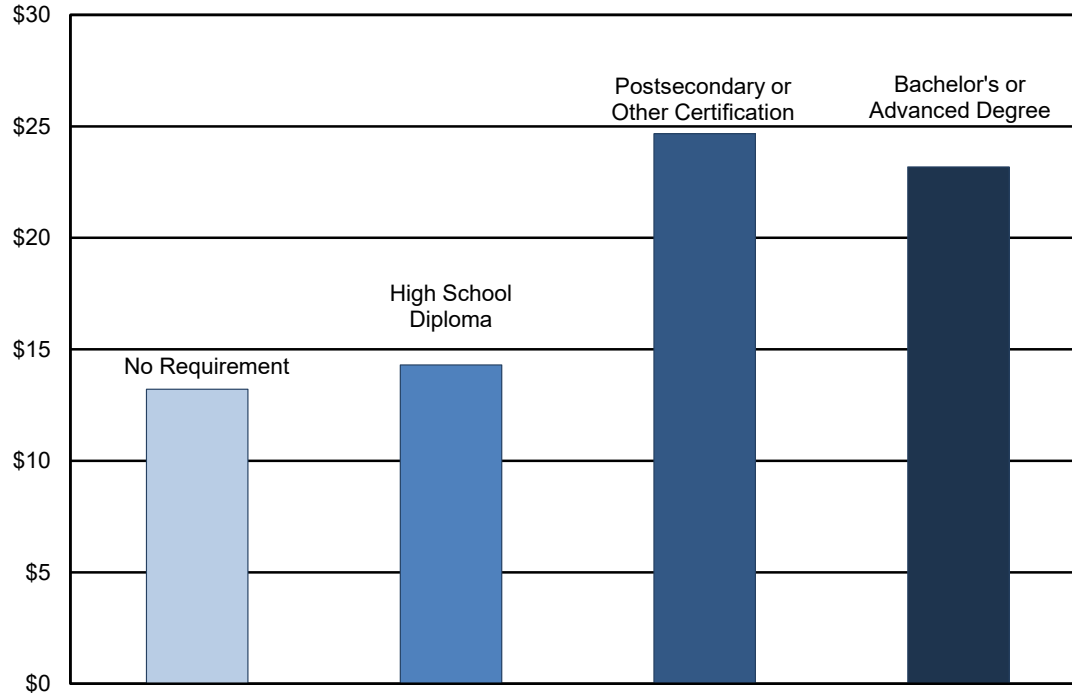
Most (63%) Southwestern Oregon job vacancies required no education beyond high school.

Southwestern Oregon Job Vacancies by Education Requirement, 2020



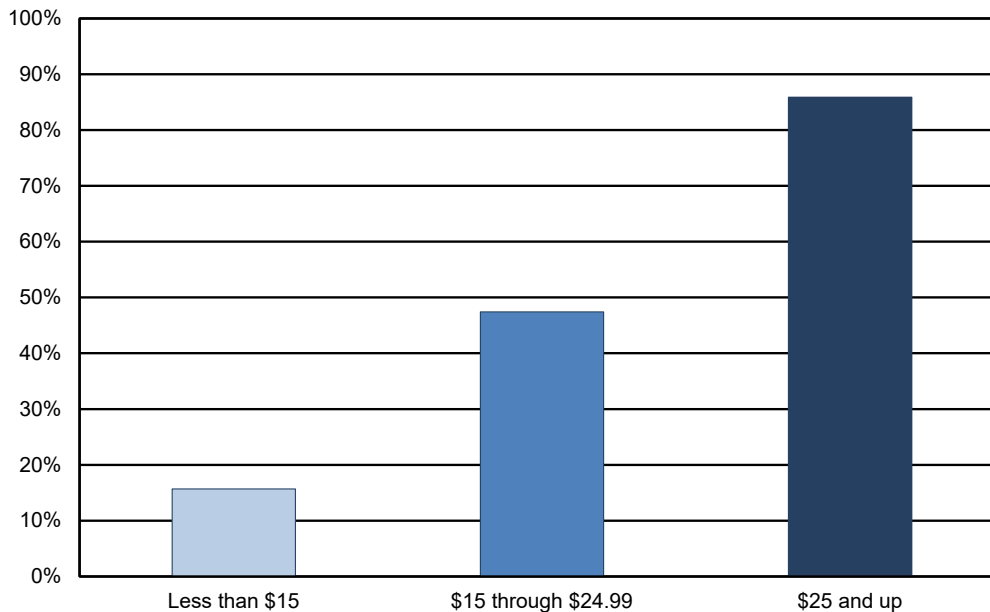
Average hourly wages generally increase along with education requirements for job vacancies...

Average Hourly Wage for Southwestern Oregon Job Vacancies by Education Requirement, 2020



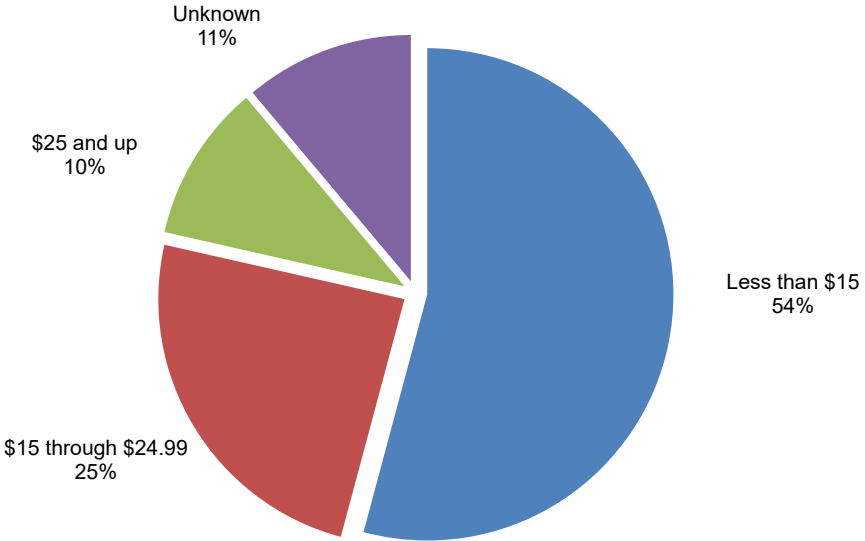
...and high-paying vacancies are far more likely to require education beyond high school.

Share of Southwestern Oregon Job Vacancies Requiring Education Beyond High School by Hourly Wage Range, 2020



More than half (54%) of all vacancies in Southwestern Oregon pay less than \$15 per hour.

Southwestern Oregon Job Vacancies by Hourly Wage, 2020



Vacancies requiring higher education are more likely to be high-paying, full-time, and require prior experience.

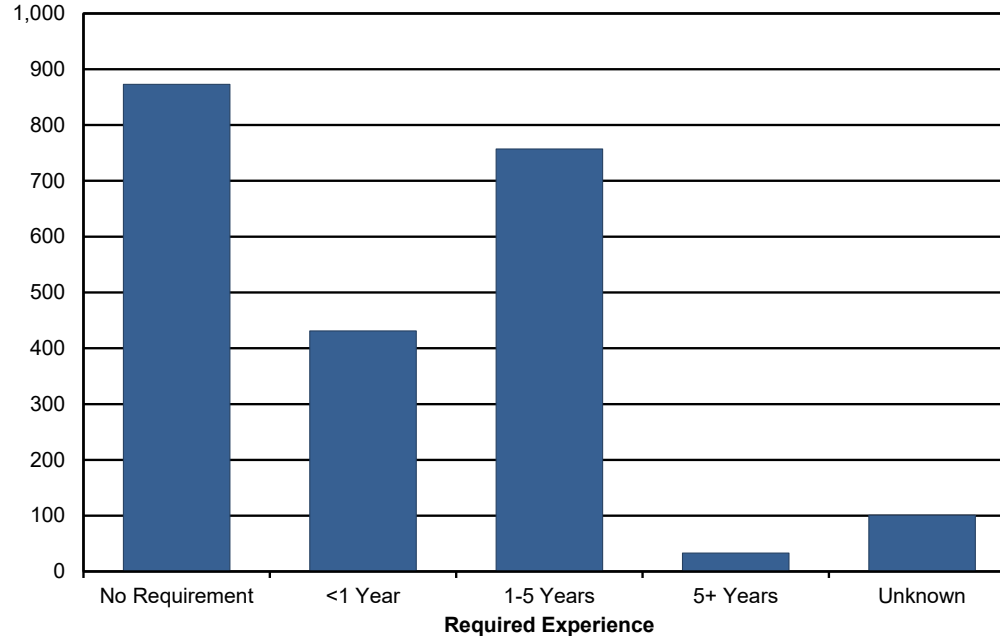
Southwestern Oregon Job Vacancies by Required Education Level, 2020

Required Education Level	Vacancies	Average Hourly Wage	Full-time Positions	Permanent Positions	Requiring Previous Experience	Difficult to Fill
All Education Levels	2,195	\$17.25	73%	92%	56%	68%
No Requirement	649	\$13.21	68%	83%	49%	52%
High School Diploma	724	\$14.30	63%	96%	53%	73%
Postsecondary or Other Certification	637	\$24.67	86%	96%	68%	82%
Bachelor's or Advanced Degree	84	\$23.18	96%	100%	89%	96%
Unknown	101	\$15.40	79%	91%	9%	24%



More than half (56%) of all Southwestern Oregon vacancies require previous work experience.

Southwestern Oregon Job Vacancies by Experience Requirement, 2020



High-paying vacancies are more likely to require a combination of education and previous experience.

Southwestern Oregon Job Vacancies by Hourly Wage Range, 2020

Wage (per hour)	Vacancies	Average Hourly Wage	Full-time Positions	Permanent Positions	Requiring Education Beyond High School	Requiring Previous Experience	Difficult to Fill
All Wage Ranges	2,195	\$17.25	73%	92%	34%	56%	68%
Less than \$15	1,189	\$12.41	61%	91%	16%	45%	65%
\$15 through \$24.99	535	\$18.72	87%	89%	47%	80%	80%
\$25 and up	227	\$39.15	95%	100%	86%	70%	96%
Unknown	244		83%	98%	55%	39%	31%



The Oregon Job Vacancy Survey captures information for nine sub-state areas.

Survey Region	Counties
Central Oregon/East Cascades	Crook, Deschutes, Gilliam, Hood River, Jefferson, Klamath, Lake, Sherman, Wasco, Wheeler
Clackamas	Clackamas
Eastern Oregon	Baker, Grant, Harney, Malheur, Morrow, Umatilla, Union, Wallowa
Lane	Lane
Mid-Valley	Linn, Marion, Polk, Yamhill
Northwest Oregon	Benton, Clatsop, Columbia, Lincoln, Tillamook
Portland-Metro	Multnomah, Washington
Rogue Valley	Jackson, Josephine
Southwestern Oregon	Coos, Curry, Douglas

Two out of five vacancies in Oregon were in the Portland Tri-County (Portland Metro and Clackamas) area.

Oregon Job Vacancies by Geography, 2020

Geography	Vacancies	Average Hourly Wage	Full-time Positions	Permanent Positions	Require Education Beyond High School	Require Previous Experience	Difficult to Fill
Oregon Statewide	44,408	\$18.05	79%	92%	33%	53%	51%
Portland Metro	13,429	\$19.14	86%	96%	38%	50%	33%
Mid-Valley	6,995	\$17.53	72%	92%	29%	58%	52%
East Cascades	4,402	\$17.52	79%	89%	32%	51%	60%
Lane	4,029	\$17.54	75%	88%	35%	52%	61%
Clackamas	3,921	\$19.23	80%	93%	28%	55%	49%
Rogue Valley	3,749	\$16.77	72%	95%	29%	56%	65%
Eastern Oregon	2,527	\$17.13	83%	90%	38%	47%	70%
Northwest Oregon	2,255	\$17.64	67%	85%	30%	49%	67%
Southwestern Oregon	2,195	\$17.25	73%	92%	34%	56%	68%
Multi-area or unknown	906	\$21.29	94%	86%	50%	72%	48%





Brian Rooney, Regional Economist – Douglas County

Brian.T.Rooney@oregon.gov, (541) 686-7703

Guy Tauer, Regional Economist – Coos and Curry Counties

Guy.R.Tauer@oregon.gov, (541) 816-8396

Find the latest workforce and economic research at QualityInfo.org, or join the conversation on Twitter @OED_Research.

