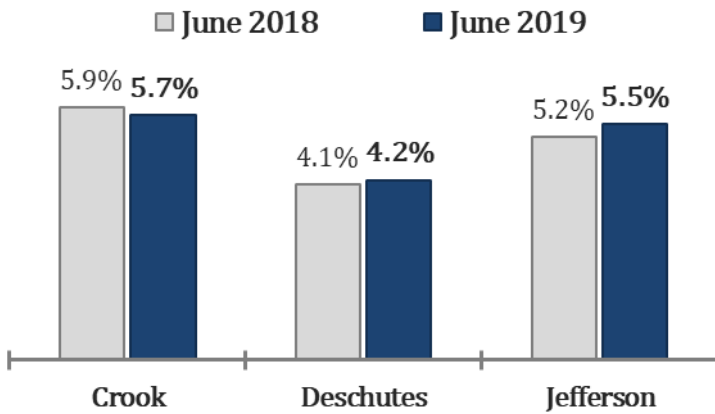




# Central Oregon Economic Indicators

July 2019 Edition (June 2019 data)

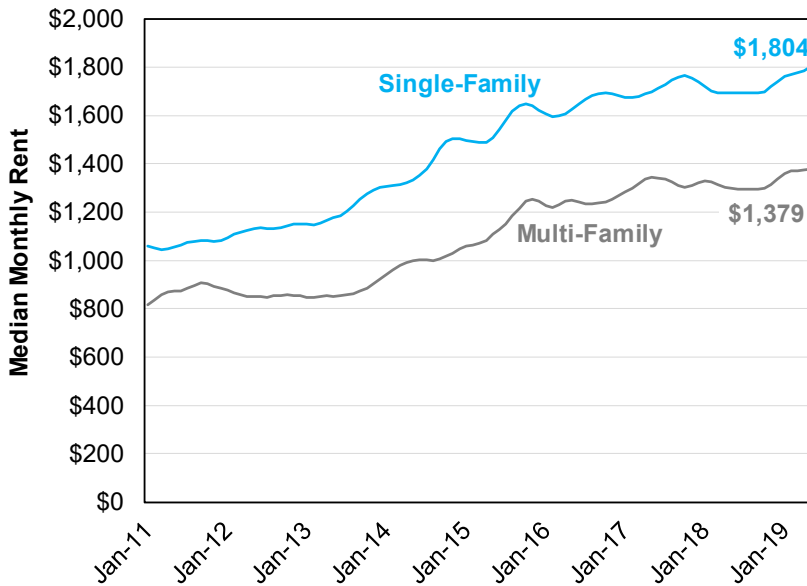
## Local Area Unemployment Rates (Seasonally adjusted)



## Graph of the Month

### Rents in Deschutes County Continue to Climb

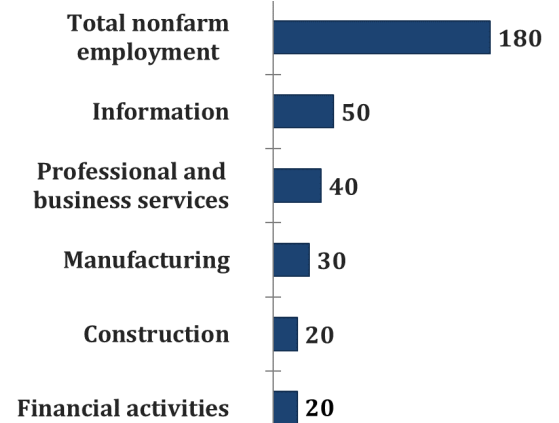
Source: Oregon Employment Department, Zillow Rent Index (ZRI)



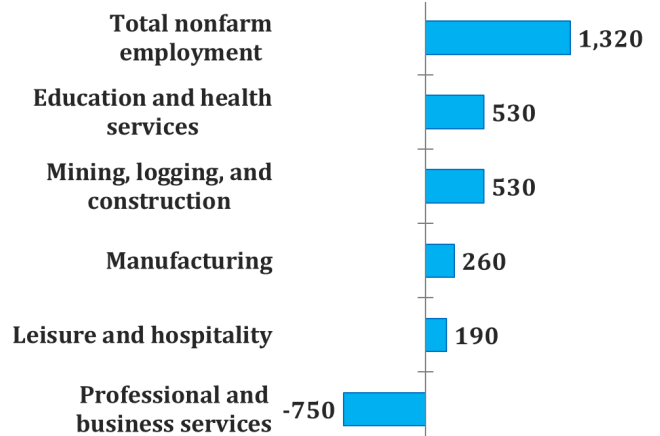
According to Zillow, median rents for single-family residences in Deschutes County were estimated to be \$1,804 with a 6.5 percent year-over-year increase. Median rents for multi-family residences were \$1,379 with a 6.3 percent year-over-year increase. Comparing May 2019 to 2011 price levels yields a pretty substantial growth in rents for both single-family and multi-family homes – about 71 and 58 percent, respectively. Both rents have been following a nearly identical pattern over the last three years, and will more than likely continue to rise if [new housing permits and construction activity](#) don't meet the needs of Deschutes County's population growth.

## Industry Gains and Losses (Over-the-year net employment change)


### Crook County



### Deschutes County



### Jefferson County



Need local data? Want to join the distribution list? Contact me!  
Kale Donnelly | Kale.Donnelly@Oregon.gov | 541.306.1645