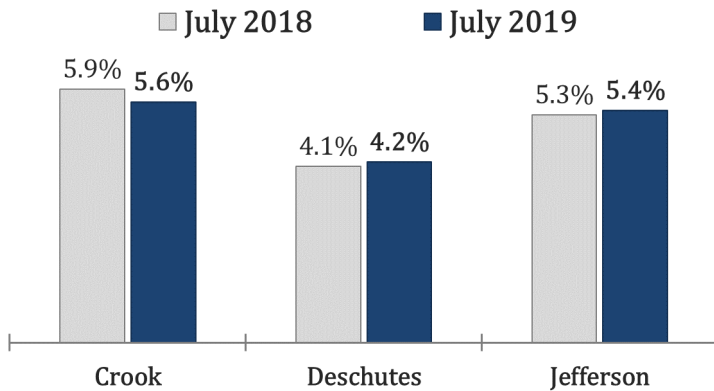




Central Oregon Economic Indicators

August 2019 Edition (July 2019 data)

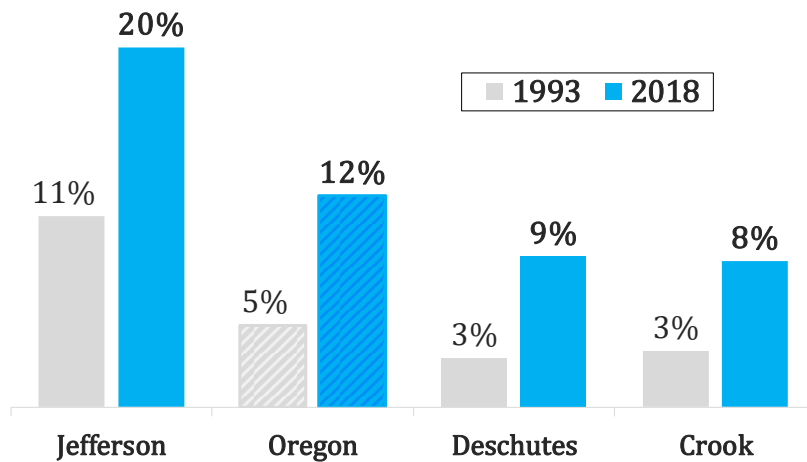
Local Area Unemployment Rates (Seasonally adjusted)



Graph of the Month

The Rising Share of Hispanic or Latino Employment

Source: U.S. Census, Quarterly Workforce Indicators; Oregon Employment Department

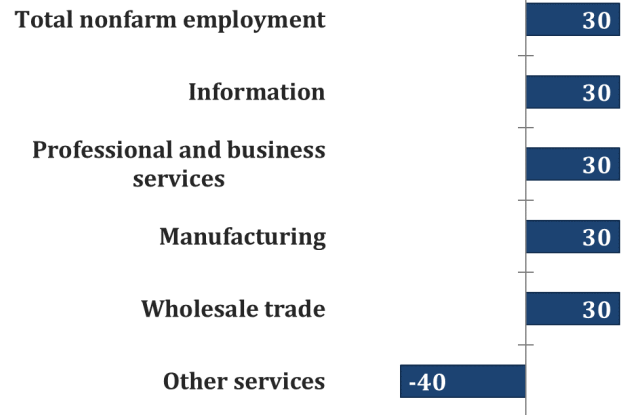


From 1993 to 2018, Oregon has seen a significant increase in the share of employment held by Hispanic or Latino workers. In 25 years their share of the workforce has increased 7 percentage points statewide, while Jefferson County saw a 9 percentage point increase - the greatest increase between the three counties. However, Deschutes County had the greatest relative increase in Hispanic or Latino employment over the timeframe with a 602 percent increase.

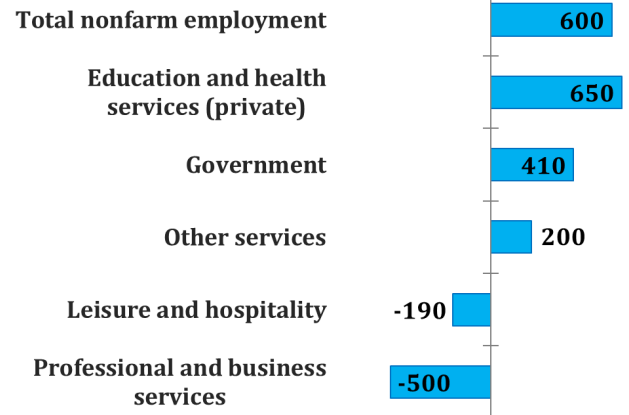
Additionally, the Hispanic or Latino population has a higher labor force participation rate than the White-alone population in every county in Central Oregon - ranging 15 to 26 percentage points higher.

Industry Gains and Losses (Over-the-year net employment change)

Crook County



Deschutes County



Jefferson County

