

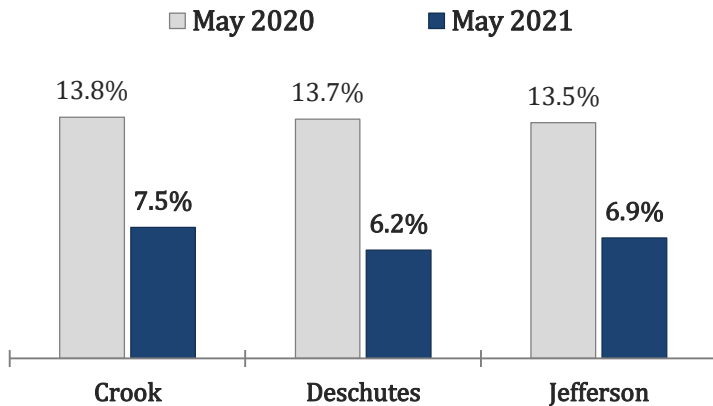


Central Oregon Economic Indicators

(May 2021 data)

June 2021 Edition

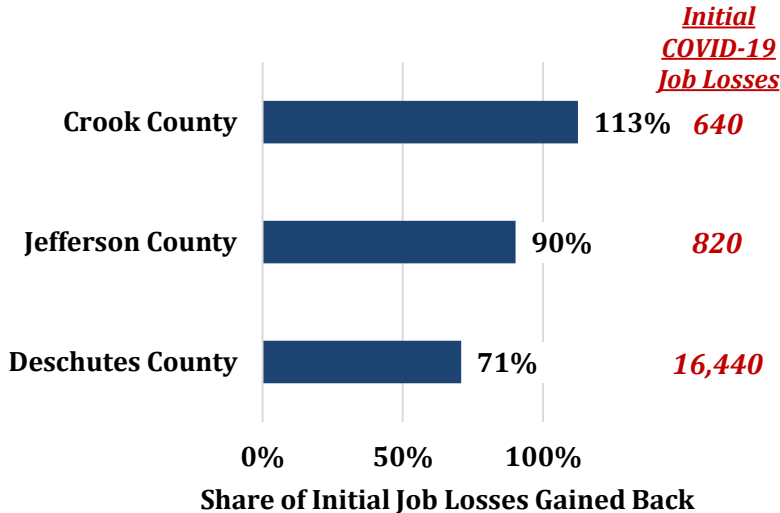
Local Area Unemployment Rates (Seasonally adjusted)



Graph of the Month

The Path to Recovery - Are We There Yet?

Source: Oregon Employment Department

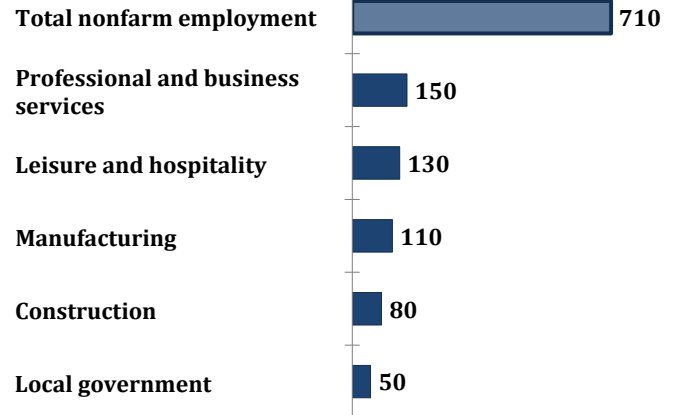


As of May 2021, we're seeing hiring activity begin to slow when compared to the earlier months of 2021. When counties were moving down risk levels and seeing increased economic activity at the beginning of the year, job growth was more pronounced. As the labor market supply has tightened to levels similar to pre-pandemic levels, job gains have begun to slow. In fact, hiring across all three counties underperformed normal seasonal expectations in April and May.

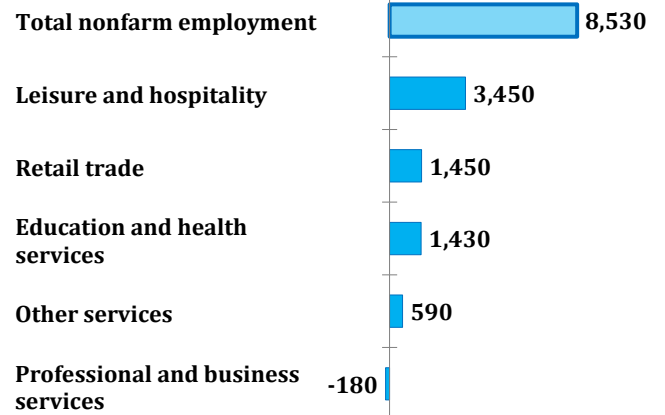
Each county has reached a different milestone in its respective economic recovery. Crook County has fully recovered from its initial job losses with 13% more jobs than it had in February 2020, while Jefferson County has regained 90%, and Deschutes County has regained 71% of its initial job losses.

Select Industry Gains and Losses (Over-the-year net employment change)

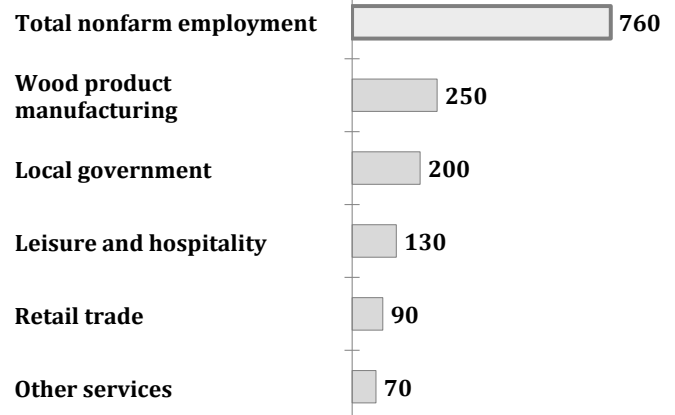
Crook County



Deschutes County



Jefferson County



Need local data? Want to join the distribution list? Contact me:
Kale Donnelly | Kale.Donnelly@Oregon.gov | 541.306.1645