

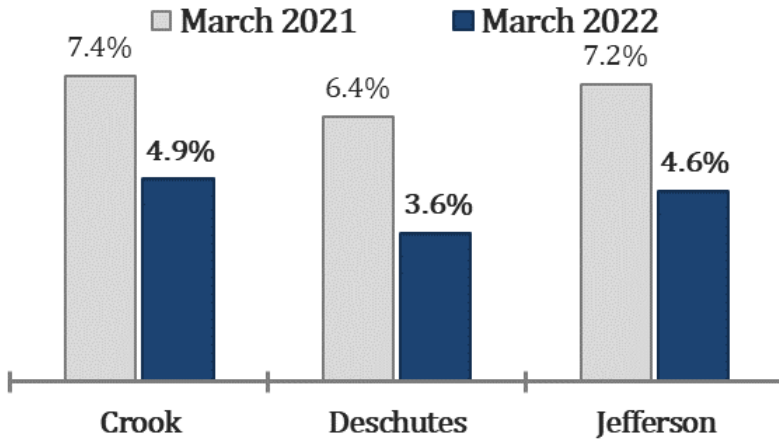


# Central Oregon Economic Indicators

(March 2022 data)

## April 2022 Edition

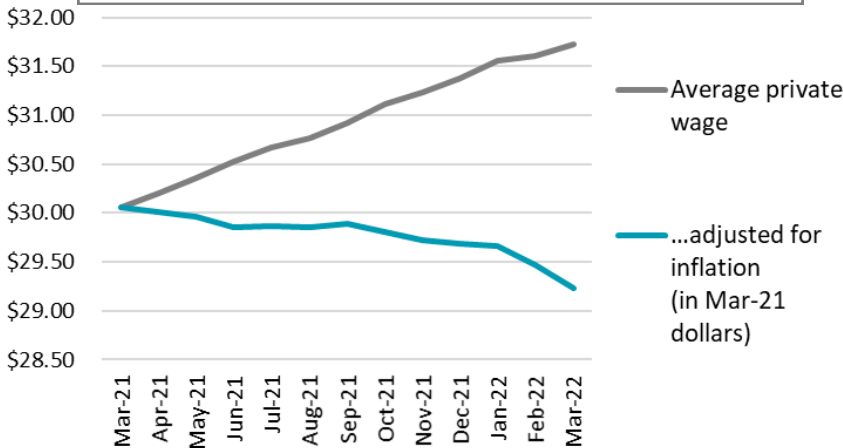
### Local Area Unemployment Rates (Seasonally adjusted)



### Graph of the Month

#### Average U.S. Private Sector Hourly Wage

Source: Bureau of Labor Statistics, Oregon Employment Department



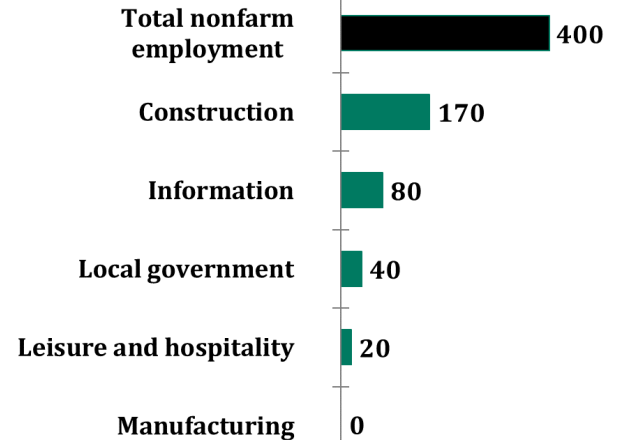
Deschutes' employment grew by 5.2% over the last 12 months, which was the second strongest Oregon metropolitan area job growth (behind Corvallis MSA). Crook had the third-highest county growth in Oregon at 6.1%, while Jefferson County held steady around 0.2%.

Unemployment (seasonally adjusted) dropped in all three counties to near record lows. Crook sits at 4.9% (lowest monthly ever is 4.4%), Deschutes sits at 3.6% (3.3%), and Jefferson sits at 4.6% (4.1%).

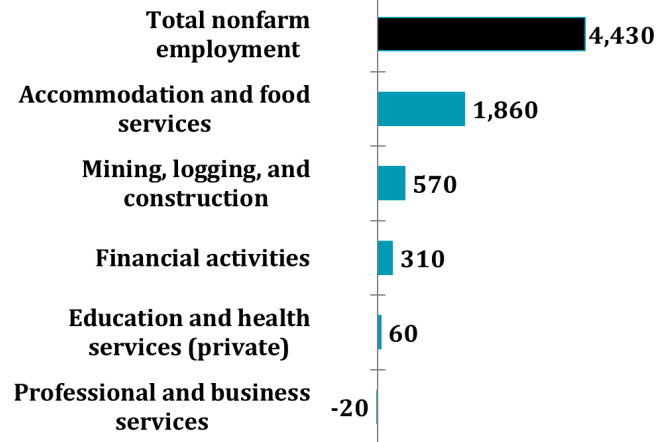
While the average U.S. worker has seen a nominal increase of over \$1.50 in hourly wage over the year, ballooning inflation, which increased 8.6% over the past year, has resulted in a decrease in real wage.

### Select Industry Gains and Losses (Over-the-year net employment change)

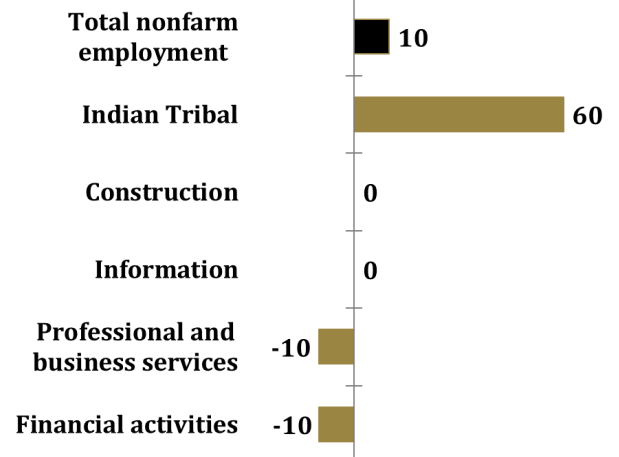
#### Crook County



#### Deschutes County



#### Jefferson County



Want to join the distribution list?

Jake Procino [jake.d.procino@employ.oregon.gov](mailto:jake.d.procino@employ.oregon.gov)