

# Clackamas County

## ECONOMIC INDICATORS

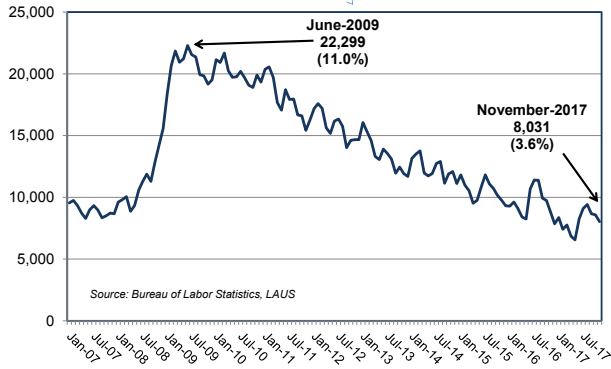
### January 2018



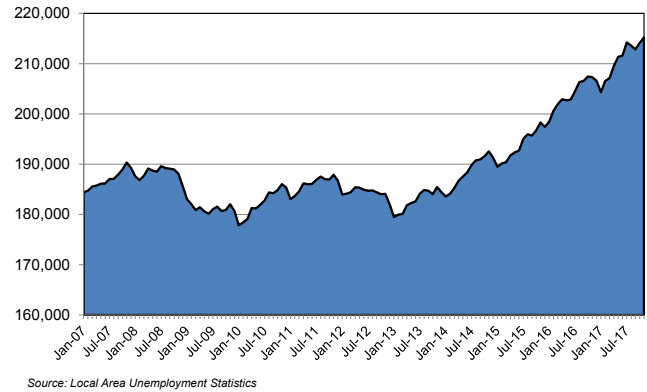
Number of unemployed residents has decreased by 50 percent since January 2013.

Number of employed residents has grown by 20 percent since January 2013.

Number of residents unemployed  
Clackamas County (2007-2017)



Total Employment, Clackamas County: 2007-2017  
(by place of residence)



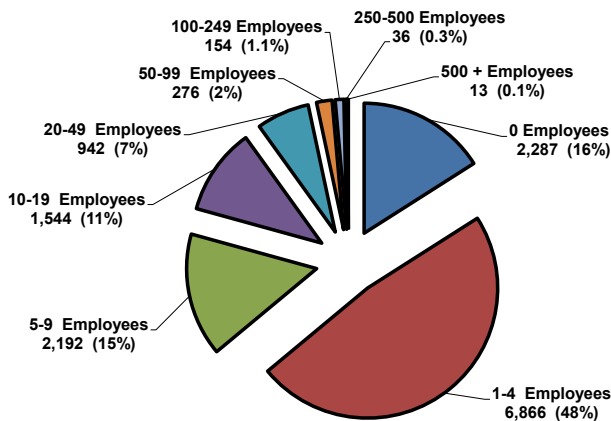
## Employment Trends

The number of unemployed residents in Clackamas County fell to 8,031 in November which was –8,024 (50%) less than nearly four years ago. The number of employed residents in the county grew by 20 percent since January 2013 and totaled 215,215 jobs in November 2017.

## Industry Trends

Nearly two-thirds of firms in Clackamas County had nine or fewer employees in 2017.

### Size of Firms in Clackamas County, 2017/Q1



Source: Oregon Employment Department, QCEW 2017/Q1

- The majority of firms in Clackamas County (63%) had 1-9 employees and consisted of 9,058 business units in 2017/q1. These small employers provided 27,675 jobs or nearly one-fifth of employment in the county.
- Additionally, 74 percent of all firms in the county had fewer than 20 employees and consisted of 10,602 business units. These firms provided 48,446 jobs or 34 percent of industry employment.
- Larger firms, with 100 or more employees, made up only 1.4 percent of the number of businesses in the county and consisted of 203 firms. These firms provided 47,015 jobs or one-third of industry employment in the county.

**For any questions or to be added to listserve:**

Contact: Lynn Wallis, economist  
[Lynn.N.Wallis@oregon.gov](mailto:Lynn.N.Wallis@oregon.gov) (971) 804-2100