

Clackamas County

ECONOMIC INDICATORS

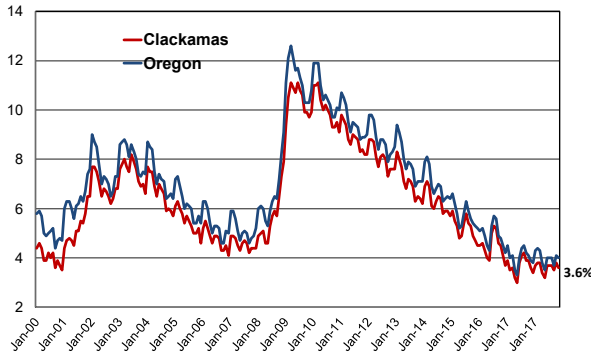
December 2018



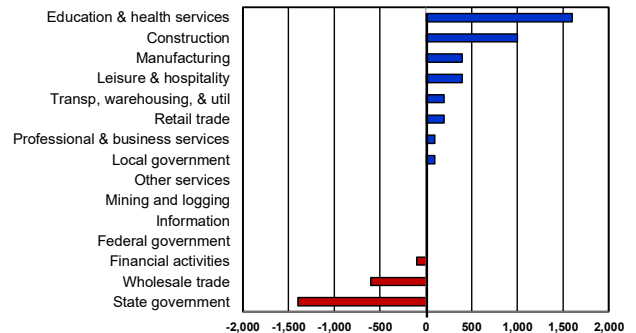
The unemployment rate dropped to 3.6 percent in November from 3.8 in the previous month.

Clackamas County had a net gain of 1,900 jobs from a year ago.

Unemployment Rate: Jan 2000 to Nov 2018
(not seasonally adjusted)



Year-to-Year Change in Employment
Clackamas County (Nov-2017 to Nov-2018)
(Job Gain: 1,900)

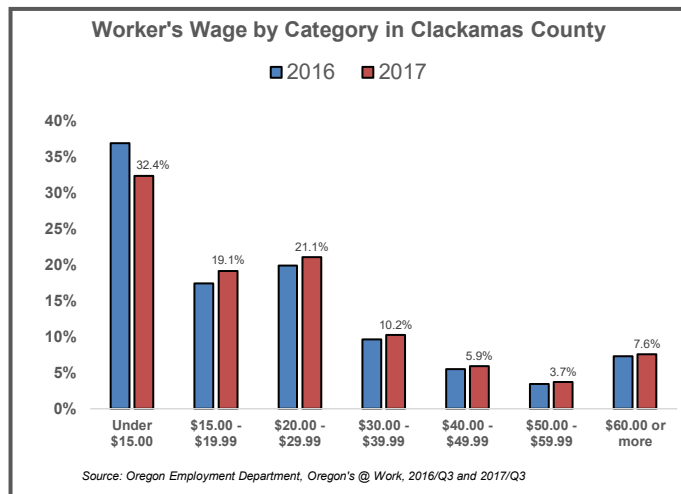


Employment Trends

As more residents in Clackamas County gained employment in November, the unemployment rate fell from 3.8 percent in October to 3.6 percent in November. The county gained 1,900 jobs from October to November with the majority of job growth coming from the health services and construction industries.

Wage Trends in Clackamas County

From 2016 to 2017, the portion of workers earning under \$15 an hour fell by -4.5 percent while the portion of workers earning more than \$15 an hour increased by 4.5 percent. Industries with the largest share of jobs paying \$40 or more an hour included financial services (41%), other services (33%), manufacturing (26%), and natural resources and mining (agriculture) (25%). Industries with the largest share of jobs paying less than \$15 an hour included leisure and hospitality (66%), retail trade (55%), natural resources and mining (53%), and other services (43%).



Higher Wage Industries	\$40.00 or more
Financial Activities	41%
Other Services	33%
Manufacturing	26%
Natural Resources and Mining	25%
State Government	21%
Professional and Business Services	19%
Construction	19%
Transportation, Warehousing, and Utilities	18%
Retail Trade	13%
Leisure and Hospitality	11%
Information	10%
Private Educational Services	8%
Wholesale Trade	7%
Local Government	2%
Health Care & Social Assistance	2%
Lower Wage Industries	Under \$15.00
Leisure and Hospitality	66%
Retail Trade	55%
Natural Resources and Mining	53%
Other Services	43%
Professional and Business Services	32%
Private Educational Services	31%
Health Care & Social Assistance	27%
Transportation, Warehousing, and Utilities	25%
Wholesale Trade	22%
Information	19%
Financial Activities	17%
Construction	12%
Local Government	12%
Manufacturing	12%
State Government	8%

For any questions or to be added to the list serve:

Contact: Lynn Wallis Lynn.N.Wallis@oregon.gov (971) 804-2100