

# Clackamas County

## ECONOMIC INDICATORS

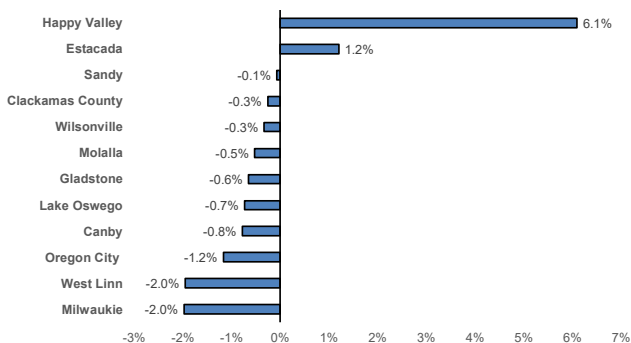
April 2019



Employment among the civilian labor force in Clackamas County fell slightly by **-0.3 percent** from March, 2018.

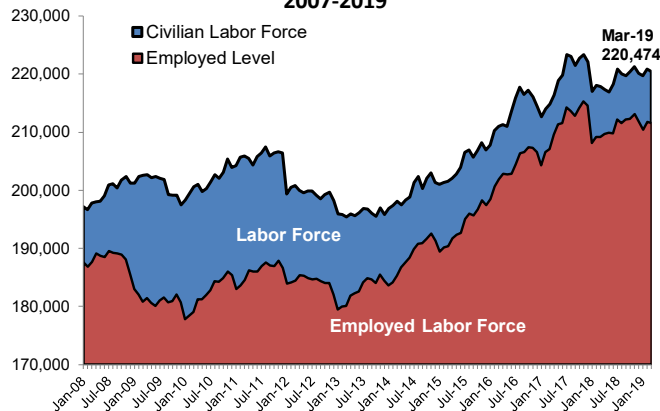
Number of people in the labor force reached **220,474** in March.

Year-over-Year Percentage Change in Employment  
March 2018 to March 2019



Source: Oregon Employment Department, Local Area Employment Statistics

Clackamas County Labor Force and Employment:  
2007-2019



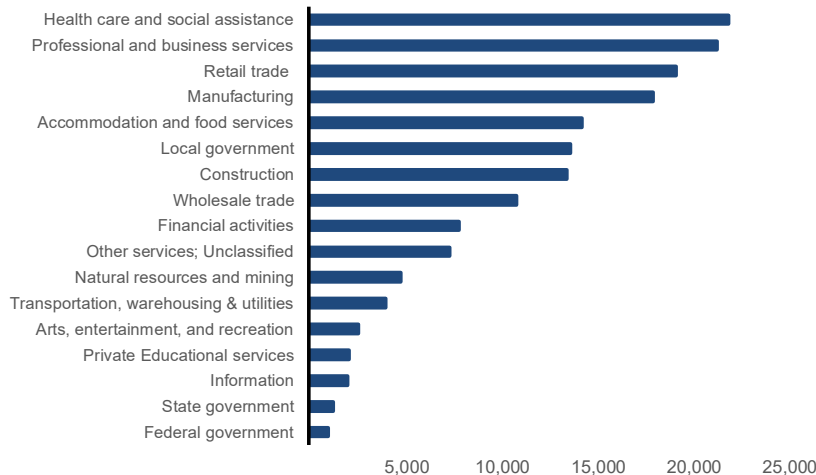
### Employment Trends

When we look at the entire, working labor force, including the self-employed living in Clackamas County, the majority of cities in the county experienced some decrease in employment from a year ago. The two cities that saw employment growth included Happy Valley (6.1%) and Estacada (1.2%). The resident labor force in Clackamas County reached 220,474 in March which was a decrease of 343 from a month ago.

County	2018 Hachman Index Value	Rank
Clackamas	0.864	1
Lane	0.864	2
Multnomah	0.852	3
Deschutes	0.784	4
Washington	0.662	5
Jackson	0.661	6
Josephine	0.640	7
Benton	0.636	8
Columbia	0.558	9
Klamath	0.552	10
Linn	0.519	11
Marion	0.502	12
Union	0.481	13
Baker	0.452	14
Douglas	0.441	15
Wasco	0.413	16
Yamhill	0.400	17
Crook	0.379	18
Umatilla	0.376	19
Clatsop	0.340	20
Polk	0.339	21
Malheur	0.321	22
Lincoln	0.307	23
Hood River	0.297	24
Curry	0.289	25
Tillamook	0.257	26
Coos	0.243	27
Wallowa	0.202	28
Jefferson	0.155	29
Harney	0.112	30
Wheeler	0.101	31
Morrow	0.086	32
Grant	0.072	33
Lake	0.063	34
Sherman	0.040	35
Gilliam	0.037	36

### Industry Trends: Clackamas County is the top county in diversity.

Employment by Broad Industry, Clackamas County 2018  
(Total Employment: 166,058)



According to the Hachman Index, Clackamas County has once again earned the distinction of being **#1** as the most “economically diverse” of the 36 counties in Oregon.

The Hachman Index measures how closely the employment distribution in each county matches the base area (Oregon in this case) and has a maximum value of one. The higher the index, the more diverse the economy and consequently less sensitive to ups and downs associated with any particular industry.

For any questions or to be added to the list serve:

Contact: Lynn Wallis [Lynn.N.Wallis@oregon.gov](mailto:Lynn.N.Wallis@oregon.gov) (971) 804-2100