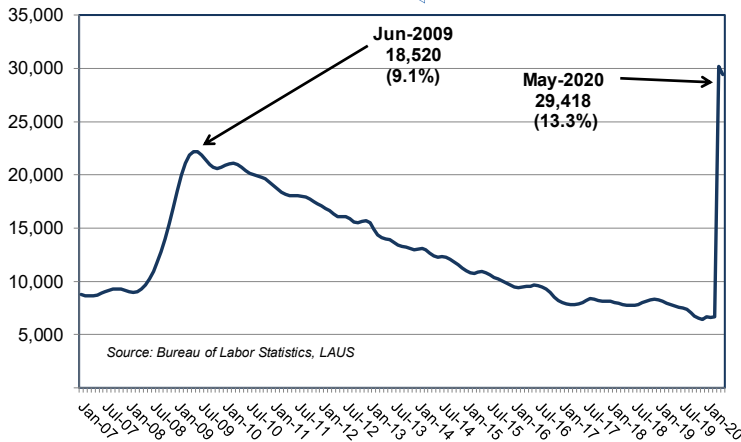


Clackamas County ECONOMIC INDICATORS

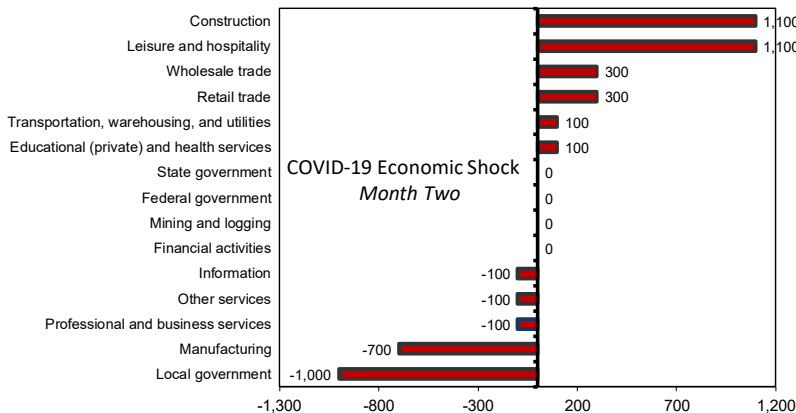
June 2020



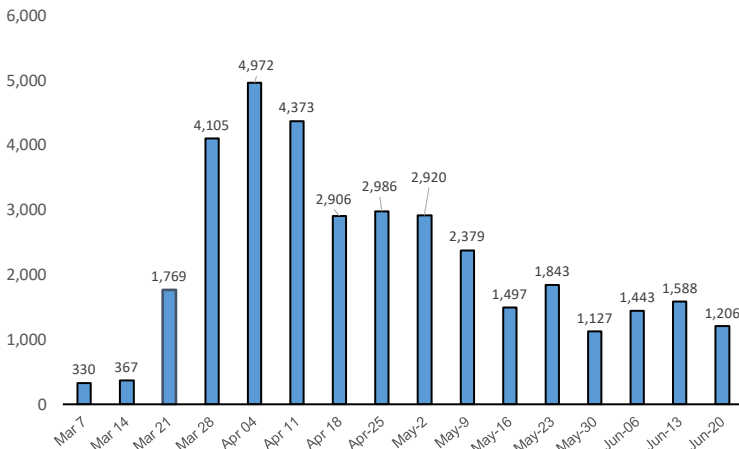
**Number of residents unemployed
Clackamas County (2007-2020)
(seasonally adjusted)**



**Monthly Nonfarm Employment Growth, Clackamas County
May 2020: comparison from one month ago
1,000 net jobs gained from April 2020 to May 2020**



**Unemployment Insurance Initial Weekly Claims
Clackamas County: Mar/07/20 to Jun/20/20**



Labor Force and Industry Trends

Unemployment Rate and Level

In May, the unemployment rate fell slightly to 13.3 percent from 13.8 percent in the previous month and the number of unemployed residents dropped by 789.

Industry Employment

As businesses began re-opening, Clackamas County gained a net total of 1,000 jobs from April to May. Job growth was seen mostly in construction (1,000); leisure and hospitality (1,000); wholesale trade (300); and retail trade (300).

The majority of jobs lost were in local government (-1,000) and manufacturing (-700).

Unemployment Claims

Clackamas County residents filed a total of 35,114 initial unemployment claims for the 14-week period ending June 20th. During the pandemic, weekly UI claims have ranged from a low of 1,127 to a high of 4,972.

Nearly one out of five (19.6%) continued claims were from food preparation and serving workers. The next highest number of claims were from sales and related (12.3%); office and administrative support (10.4%); management (7.9%); production (6.7%); and construction and extraction (6.5%).

**Continued UI Claims by Occupation
Clackamas County, May 2020**

