

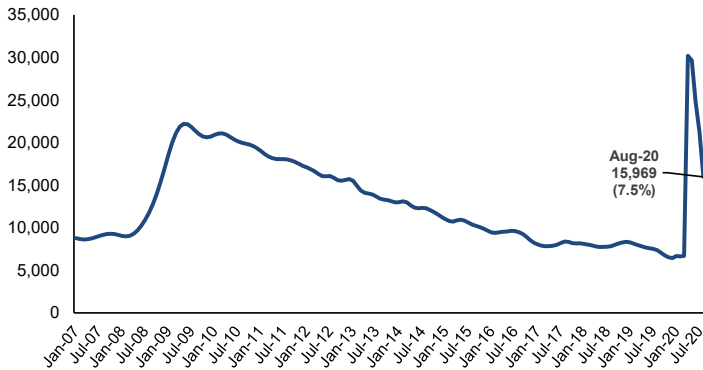
Clackamas County ECONOMIC INDICATORS

September 2020

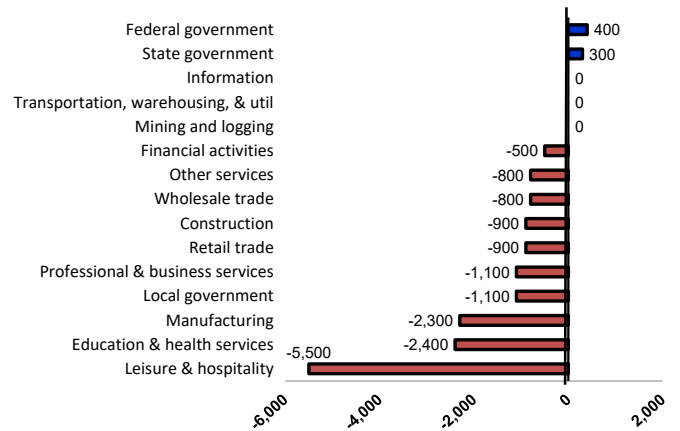


Unemployed Residents in Clackamas County January 2007 - August 2020

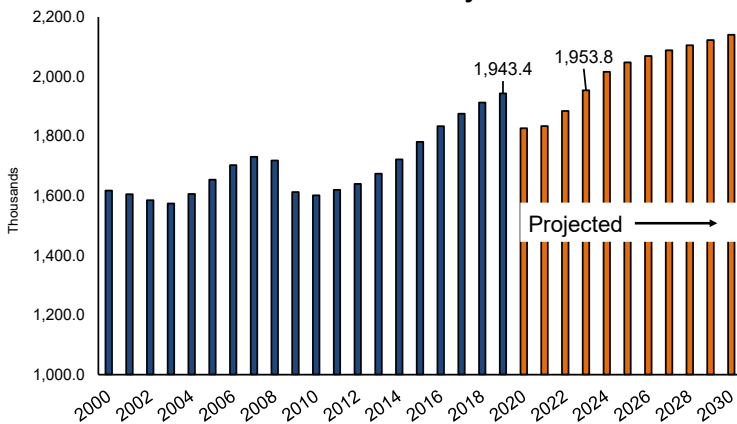
(seasonally adjusted)



Year-to-Year Change in Industry Employment Clackamas County: August 2019 - August 2020 (Total job loss: -15,600)



Oregon Employment Forecast, September 2020 Office of Economic Analysis: 2000-2030

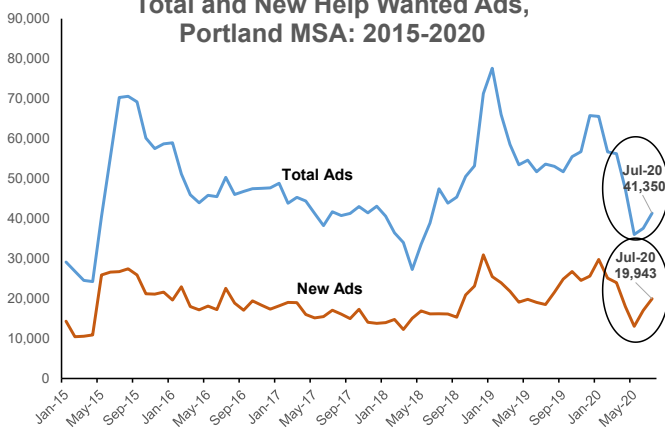


Source: Oregon Office of Economic Analysis, September 2020 employment forecast

OEA Forecast shows Oregon's employment levels not rebounding to pre-COVID levels until 2023.

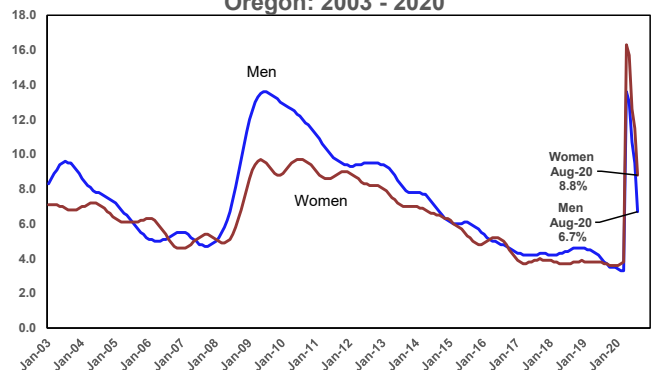
- The Office of Economic Analysis September forecast predicts that Oregon will take until 2023 to return to its pre-COVID employment levels.
- Projections show Oregon will add 7,300 jobs in 2021, 50,700 jobs in 2022, and 69,200 jobs in 2023.

Total and New Help Wanted Ads, Portland MSA: 2015-2020



Job openings measured by online help wanted ads are ticking up in the Portland Metro. From June to July, total job ads increased by 3,808 (10%) and new job ads increased by 2,927 (17%).

Monthly Unemployment Rates by Gender Oregon: 2003 - 2020



Source: Current Population Survey

During the current recession, women in Oregon have experienced a higher unemployment rate than men. In August, the unemployment rate for men was at 6.7 percent and 8.8 percent for women.