

Clackamas County

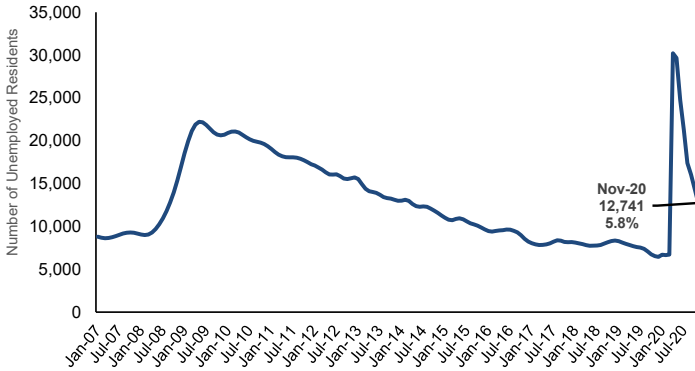
ECONOMIC INDICATORS

December 2020



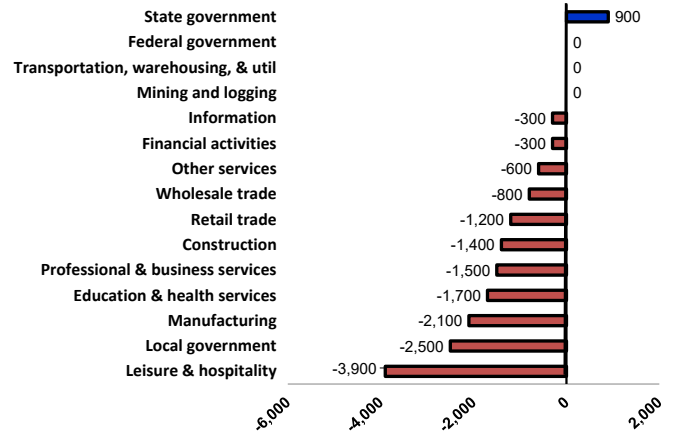
Unemployed Residents in Clackamas County January 2007 - November 2020

(seasonally adjusted)

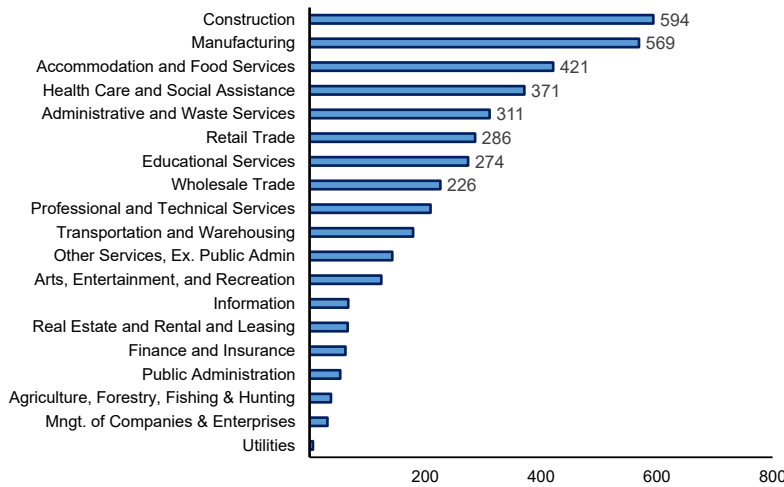


Year-to-Year Change in Industry Employment Clackamas County: November 2019 - November 2020

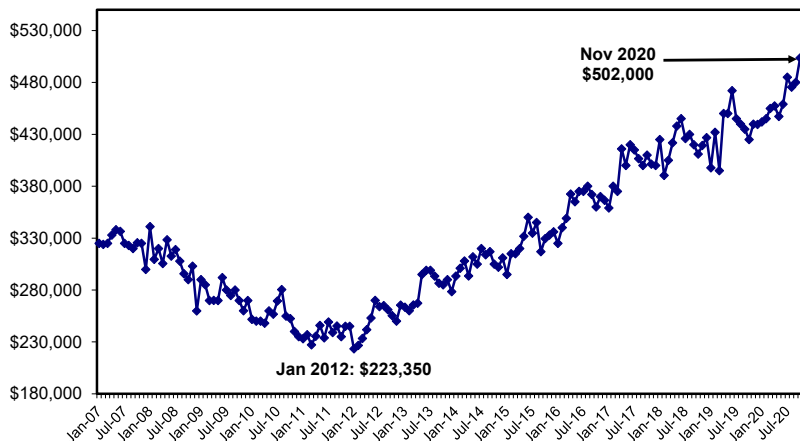
Total job loss: -15,400



Monthly Continued UI Claims by Industry Clackamas County: November 2020



Home Sales - Median Price Clackamas County: Jan-2007 to Nov-2020



The number of unemployed residents in Clackamas County continues to drop and leisure and hospitality industry still leads in job losses.

- The seasonally adjusted unemployment rate fell to 5.8% in October from 6.5% in the previous month with 12,741 residents unemployed.
- Clackamas County lost -15,400 net jobs from Nov-19 to Nov-20. Over one-half (55%) of losses were in leisure and hospitality (-3,900), local government (-2,500), and manufacturing (-2,100).
- Monthly continued unemployment claims by industry reached 4,029 in November with the highest number of claims in construction (594), manufacturing (569), and accommodation and food services (421).

The median sales price of homes in Clackamas County rose to \$502,000 in November.

- From a year ago, the median sales price of homes in Clackamas County has increased by \$62,175 or by 14.1%.
- The continued rising sales price of homes is mainly due to the shortages of available housing inventory and extremely low-interest rates for mortgages.