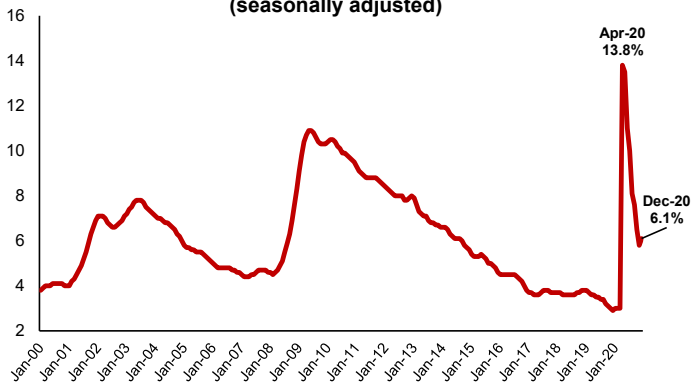


# Clackamas County ECONOMIC INDICATORS

January 2021

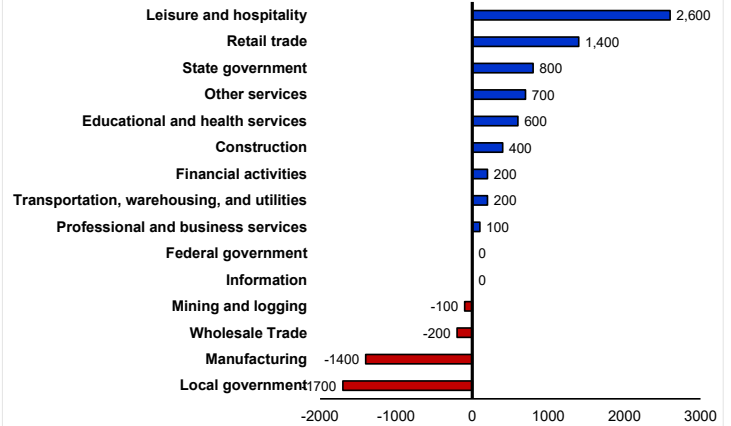


**Clackamas County  
Unemployment Rate: Jan 2000 to Dec 2020  
(seasonally adjusted)**

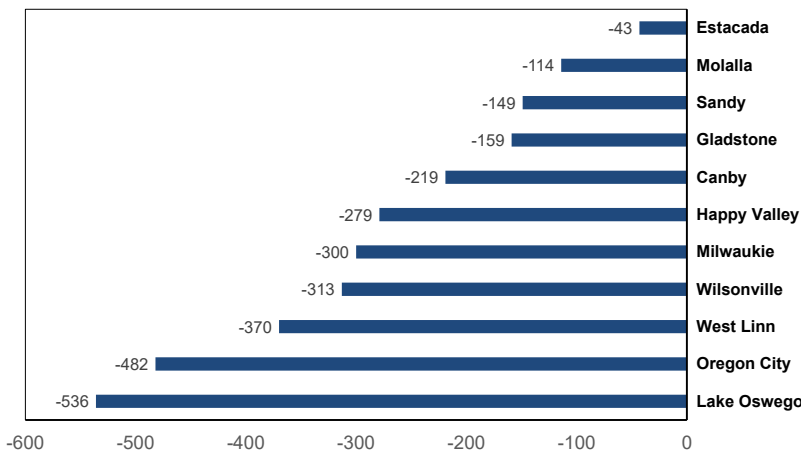


Source: Oregon Employment Department, LAUS

**Net Employment Gains/Losses: Apr 2020 to Dec 2020  
Clackamas County**



**Change in City Resident Employment,  
Clackamas County: February 2020 to December 2020**



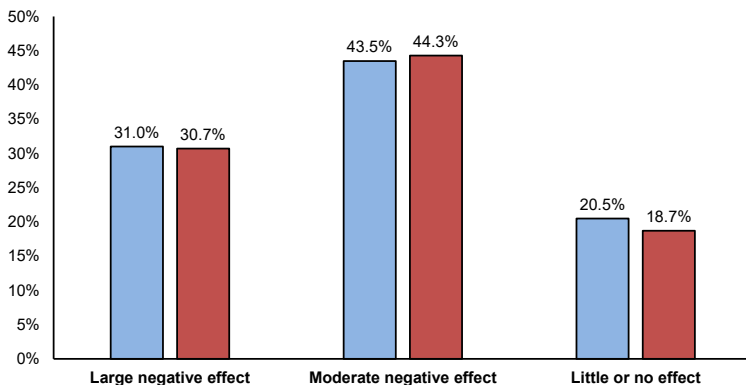
Source: Oregon Employment Department, LAUS

The *seasonally adjusted* unemployment rate in Clackamas County has continued to drop from 13.8% in April to 6.1% in December.

- The seasonally adjusted unemployment rate increased slightly to 6.1% in December from 5.8% in the previous month with 13,542 residents unemployed.
- Clackamas County gained a net total of 3,600 jobs from Apr to Dec 2020. Gains included leisure and hospitality (2,600), retail trade (1,400), state government (800), other services (700), health services (600), and construction (400). Major job losses were seen in local government (-1,700), and manufacturing (1,400).
- Employment decreased by 2.6% for the resident workforce in all the incorporated cities in Clackamas County from Feb to Dec 2020.

## Overall, how has your business been affected by the Coronavirus pandemic?

■ PMSA ■ National



Source: U.S. Census Bureau, Small Business Pulse Survey, 1/4/21-1/10/21

## Small businesses, nationwide, respond to a weekly survey by the U.S. Census.

- Thirty-one percent of businesses in the Portland MSA reported the pandemic had a large negative effect on their business.
- About 43% reported that the pandemic had a moderate negative effect on their business
- About 20% reported that the pandemic had little or no effect on their business.