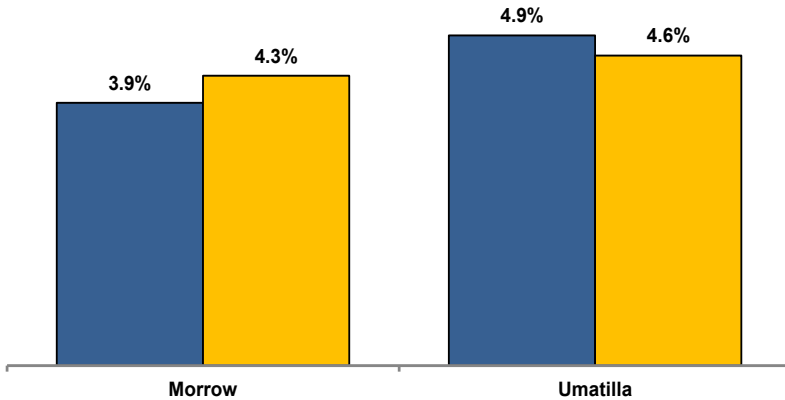


**Unemployment Rates (Seasonally Adjusted)**

■ October 2017 ■ October 2018



**Unemployment Rate News**

Morrow County's seasonally adjusted unemployment rate for October 2018 was 4.3 percent while Umatilla County came in at 4.6 percent. Both were above Oregon's statewide rate of 3.8 percent and the national rate of 3.7 percent.

Umatilla County had a lower seasonally adjusted unemployment rate in October 2018 than the previous October. Morrow County's rate was higher than a year ago.

The October 2018 rate for Umatilla County is the lowest October rate since comparable statistics began in 1990. The only lower October rate for Morrow County was in 2017.

Morrow County's rate ranked in a tie for 12th lowest among Oregon's 36 counties while Umatilla County's ranked in a three-way tie for 19th.

**Nonfarm Employment Change**

October 2017 to October 2018


*Note: Home Care Workers reclassified from state government to private industry.*

Morrow County gained an estimated 300 jobs over the year. The private sector increased by 290 jobs led by gains in education and health services, construction, manufacturing, and professional and business services. Retail trade suffered the only loss among private industries. The public sector added 10 jobs with a gain in local government overcoming a loss in state government.

Umatilla County employment decreased by an estimated 360 jobs over the year. The private sector added 10 jobs. Education and health services and mining, logging, and construction saw the largest gains while manufacturing; transportation, warehousing, and utilities; professional and business services; and leisure and hospitality suffered the largest losses. The public sector dropped 370 jobs with losses in state government and federal government overcoming a gain in other local govern-

**Notable Industry Gains and Losses**

Over-the-Year Employment Change from October 2017



**Morrow**

- Local Government (+80)
- Private Education/Health Services (+60)
- Construction (+50)
- Manufacturing (+40)
- Professional/Business Services

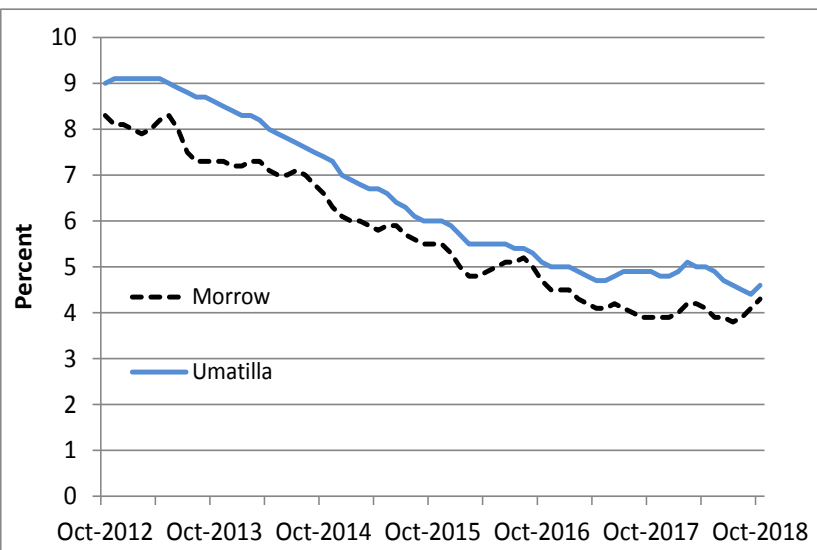
**Umatilla**

- Private Education/Health Services (+460)
- Mining/Logging/Construction (+90)
- Other Local Government (+50)
- Leisure/Hospitality (+50)
- Financial Activities (+10)

- State Government (-70)
- Retail Trade (-30)

- State Government (-410)
- Manufacturing (-280)
- Transportation/Warehousing/Utilities (-90)
- Professional/Business Services (-90)

**Unemployment rate staying mostly level**



**Want to learn more about the Oregon economy?**

Read our blog at: [oregonemployment.blogspot.com/](http://oregonemployment.blogspot.com/)

Follow us on Twitter at: [Twitter.com/OREmployment](https://twitter.com/OREmployment)

Visit our web site at: [QualityInfo.org](http://QualityInfo.org)

Visit our subscription service at: [qualityinfo.org/p-sofrm](http://qualityinfo.org/p-sofrm)

**For more economic or labor market data about Morrow or Umatilla counties, contact:**

**Tony Wendel, Workforce Analyst**

Desk: 541-276-9050 ext. 232 Cell: 541-667-7027

E-mail: [Tony.A.Wendel@oregon.gov](mailto:Tony.A.Wendel@oregon.gov)

**Dallas Fridley, Regional Economist**

Desk: 541-645-0005

E-mail: [Dallas.W.Fridley@oregon.gov](mailto:Dallas.W.Fridley@oregon.gov)

**Want to be added to the monthly distribution list?**

E-mail me at: [Tony.A.Wendel@oregon.gov](mailto:Tony.A.Wendel@oregon.gov)