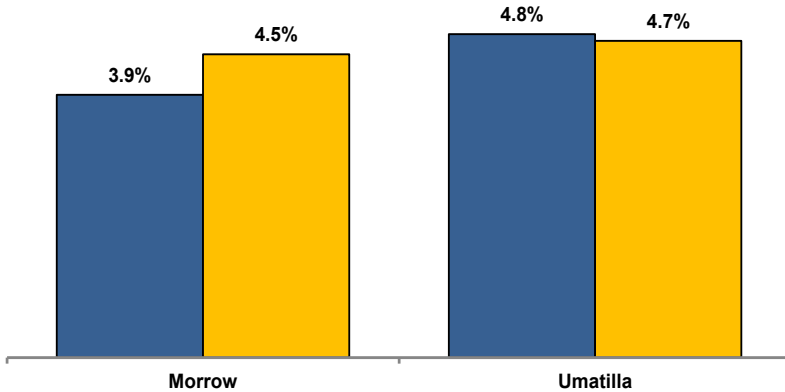


Unemployment Rates (Seasonally Adjusted)

■ November 2017 ■ November 2018



Unemployment Rate News

Morrow County's seasonally adjusted unemployment rate for November 2018 was 4.5 percent while Umatilla County came in at 4.7 percent. Both were above Oregon's statewide rate of 3.9 percent and the national rate of 3.7 percent.

Umatilla County had a lower seasonally adjusted unemployment rate in November 2018 than the previous November. Morrow County's rate was higher than a year ago.

The November 2018 rate for Umatilla County is the lowest November rate since comparable statistics began in 1990. The only lower November rate for Morrow County was in 2017.

Morrow County's rate ranked in a three-way tie for 13th lowest among Oregon's 36 counties while Umatilla County's ranked 19th.

Nonfarm Employment Change

November 2017 to November 2018


Note: Home Care Workers reclassified from state government to private industry.

Morrow County gained an estimated 300 jobs over the year. The private sector increased by 310 jobs led by gains in education and health services, construction, professional and business services, and manufacturing. Retail trade suffered the only loss among private industries. The public sector dropped 10 jobs with a loss in state government overcoming a gain in local government.

Umatilla County employment decreased by an estimated 220 jobs over the year. The private sector added 130 jobs. Education and health services and mining, logging, and construction saw the largest gains while manufacturing and leisure and hospitality suffered the largest losses. The public sector dropped 350 jobs with losses in state government, local education, and federal government overcoming a gain in other local government.

Notable Industry Gains and Losses

Over-the-Year Employment Change from November 2017



Morrow

- Private Education/Health Services (+60)
- Local Government (+60)
- Construction (+50)
- Professional/Business Services (+40)

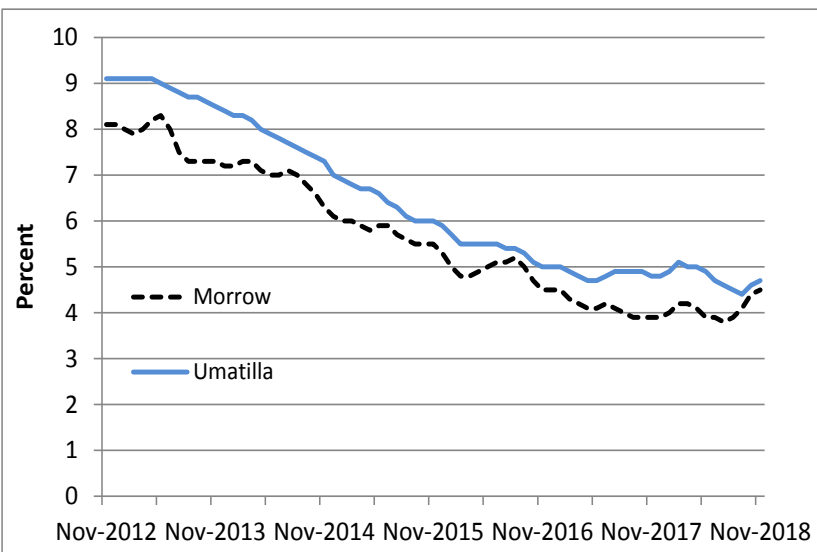
Umatilla

- Private Education/Health Services (+420)
- Mining/Logging/Construction (+80)
- Other Local Government (+70)
- Financial Activities (+10)

- State Government (-70)
- Retail Trade (-20)

- State Government (-370)
- Manufacturing (-230)
- Leisure/Hospitality (-70)
- Retail Trade (-30)

Unemployment rate ticking up



Want to learn more about the Oregon economy?

Read our blog at: oregonemployment.blogspot.com/

Follow us on Twitter at: [Twitter.com/OREmployment](https://twitter.com/OREmployment)

Visit our web site at: QualityInfo.org

Visit our subscription service at: qualityinfo.org/p-sofrm

For more economic or labor market data about Morrow or Umatilla counties, contact:

Tony Wendel, Workforce Analyst

Desk: 541-276-9050 ext. 232 Cell: 541-667-7027

E-mail: Tony.A.Wendel@oregon.gov

Dallas Fridley, Regional Economist

Desk: 541-645-0005

E-mail: Dallas.W.Fridley@oregon.gov

Want to be added to the monthly distribution list?

E-mail me at: Tony.A.Wendel@oregon.gov