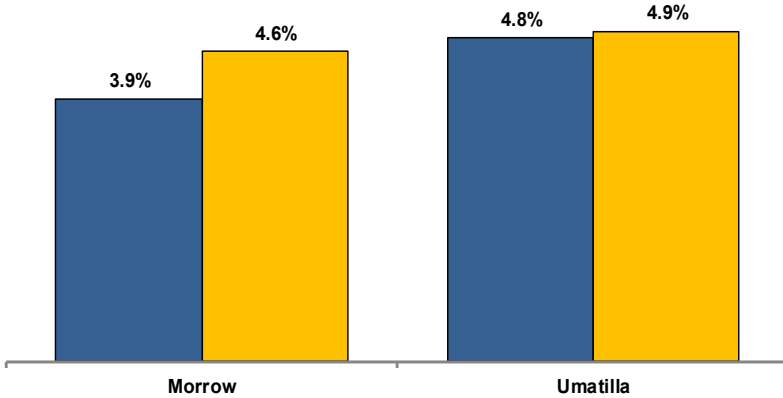


Unemployment Rates (Seasonally Adjusted)

■ December 2017 ■ December 2018



Unemployment Rate News

Morrow County's seasonally adjusted unemployment rate for December 2018 was 4.6 percent while Umatilla County came in at 4.9 percent. Both were above Oregon's statewide rate of 4.1 percent and the national rate of 3.9 percent.

Both counties had higher seasonally adjusted unemployment rates in December 2018 than the previous December but the change for Umatilla County was statistically insignificant.

Since comparable statistics began in 1990, the only lower December rate for Umatilla County was in 2017. Morrow County had lower December rates in 2017 and 2016.

Morrow County's rate ranked in a four-way tie for 13th lowest among Oregon's 36 counties while Umatilla County's ranked in a three-way tie for 18th.

Nonfarm Employment Change

December 2017 to December 2018

Note: Home Care Workers reclassified from state government to private industry.

Morrow County gained an estimated 340 jobs over the year. The private sector increased by 350 jobs led by gains in construction, manufacturing, professional and business services, and education and health services. Retail trade suffered the only loss among private industries. The public sector dropped 10 jobs with a loss in state government overcoming a gain in local government.

Umatilla County employment decreased by an estimated 110 jobs over the year. The private sector added 220 jobs. Education and health services and mining, logging, and construction saw the largest gains while manufacturing and leisure and hospitality suffered the largest losses. The public sector dropped 330 jobs with losses in state government, local education, Indian Tribal, and federal government overcoming a gain in other local government.

Notable Industry Gains and Losses

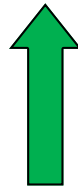
Over-the-Year Employment Change from December 2017

Morrow

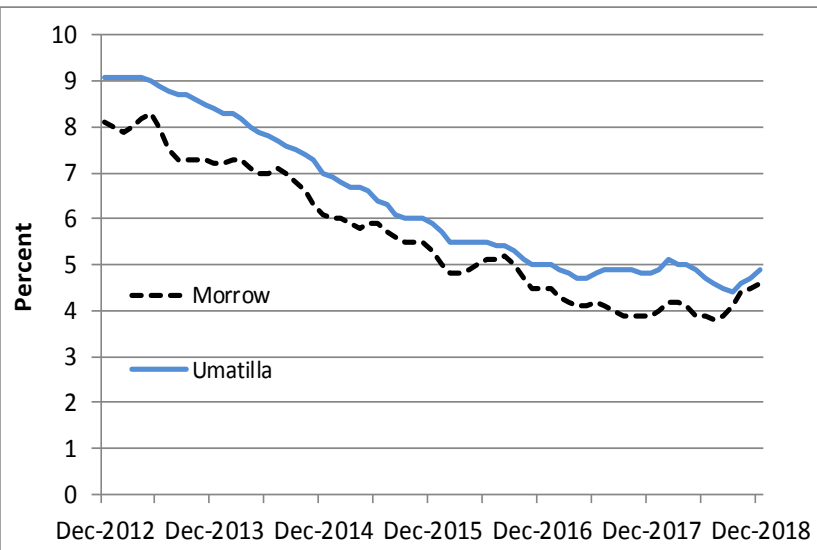
- Construction (+70)
- Manufacturing (+60)
- Professional/Business Services (+60)
- Private Education/Health Services (+60)

Umatilla

- Private Education/Health Services (+410)
- Other Local Government (+70)
- Mining/Logging/Construction (+60)
- Other Services (+20)
- Transportation/Warehousing/Utilities (+10)
- State Government (-350)
- Manufacturing (-100)
- Leisure/Hospitality (-90)
- Professional/Business Services (-60)



Unemployment rate ticking up



Want to learn more about the Oregon economy?

Read our blog at: [oregonemployment.blogspot.com/](http://oregonemployment.blogspot.com/)

Follow us on Twitter at: [Twitter.com/OREmployment](https://twitter.com/OREmployment)

Visit our web site at: [QualityInfo.org](http://QualityInfo.org)

Visit our subscription service at: [qualityinfo.org/p-sofrm](http://qualityinfo.org/p-sofrm)

For more economic or labor market data about Morrow or Umatilla counties, contact:

**Tony Wendel, Workforce Analyst**

Desk: 541-276-9050 ext. 232 Cell: 541-667-7027

E-mail: [Tony.A.Wendel@oregon.gov](mailto:Tony.A.Wendel@oregon.gov)

**Dallas Fridley, Regional Economist**

Desk: 541-645-0005

E-mail: [Dallas.W.Fridley@oregon.gov](mailto:Dallas.W.Fridley@oregon.gov)

Want to be added to the monthly distribution list?

E-mail me at: [Tony.A.Wendel@oregon.gov](mailto:Tony.A.Wendel@oregon.gov)