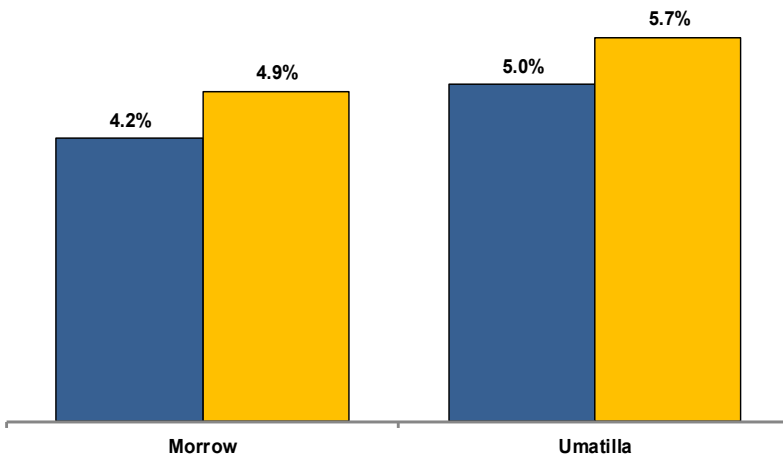


Unemployment Rates (Seasonally Adjusted)

■ March 2018 ■ March 2019



Unemployment Rate News

Morrow County's seasonally adjusted unemployment rate for March 2019 was 4.9 percent while Umatilla County came in at 5.7 percent. Both were above Oregon's statewide rate of 4.4 percent and the national rate of 3.8 percent.

Both counties had higher seasonally adjusted unemployment rates in March 2019 than the previous March.

Since comparable statistics began in 1990, the only lower March rates for Morrow County were in 2018, 2017, and 2016. Umatilla County had lower March rates in 2018, 2017, 2016, and 2008.

Morrow County's rate ranked in a three-way tie for 14th lowest among Oregon's 36 counties while Umatilla County's ranked 25th.

Nonfarm Employment Change


March 2018 to March 2019

Morrow County gained an estimated 240 jobs over the year. The private sector increased by 220 jobs led by gains in manufacturing, professional and business services, and construction. Transportation, warehousing, and utilities; retail trade; and education and health services suffered the only losses among private industries. The public sector added 20 jobs with gains in state government and local government.

Umatilla County employment decreased by an estimated 70 jobs over the year. The private sector dropped 170 jobs. Professional and business services; manufacturing; retail trade; and transportation, warehousing, and utilities saw the largest losses while education and health services; mining, logging, and construction; and other services saw the largest gains. The public sector added 100 jobs with gains in other local government, state government, and Indian tribal.

Notable Industry Gains and Losses

Over-the-Year Employment Change from March 2018



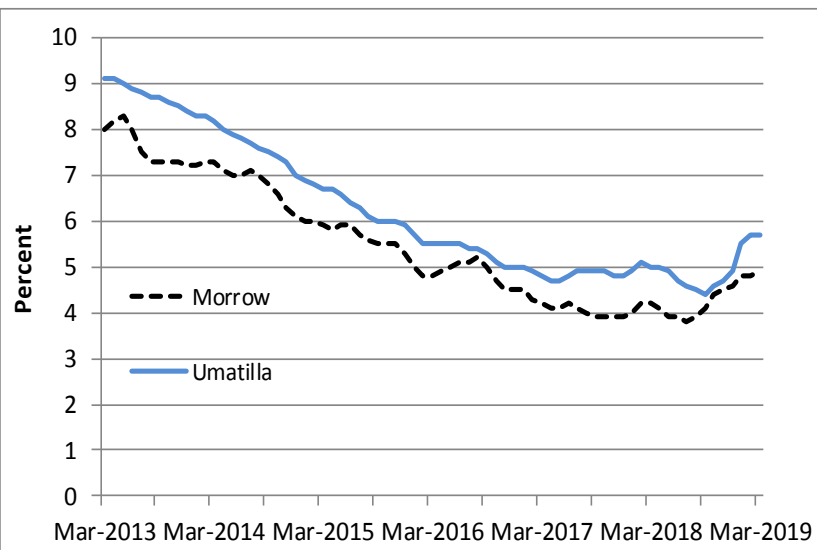
Morrow

- Manufacturing (+50)
- Professional/Business Services (+40)
- Construction (+20)
- Wholesale Trade (+10)
- Financial Activities (+10)

Umatilla

- Private Education/Health Services (+70)
 - Mining/Logging/Construction (+50)
 - Other Local Government (+50)
 - State Government (+30)
 - Other Services (+20)
 - Indian Tribal (+20)
-
- Transportation/Warehousing/Utilities (-30)
 - Private Education/Health Services (-10)
 - Retail Trade (-10)
- Professional/Business Services (-120)
 - Manufacturing (-100)
 - Retail Trade (-50)
 - Transportation/Warehousing/Utilities (-40)

Unemployment rate on slight upward trend



Want to learn more about the Oregon economy?

Read our blog at: oregonemployment.blogspot.com/

Follow us on Twitter at: twitter.com/OED_Research

Visit our web site at: QualityInfo.org

Visit our subscription service at: qualityinfo.org/p-sofrm

For more economic or labor market data about Morrow or Umatilla counties, contact:

Tony Wendel, Workforce Analyst

Desk: 541-276-9050 ext. 232 Cell: 541-667-7027

E-mail: Tony.A.Wendel@oregon.gov

Dallas Fridley, Regional Economist

Desk: 541-645-0005

E-mail: Dallas.W.Fridley@oregon.gov

Want to be added to the monthly distribution list?

E-mail me at: Tony.A.Wendel@oregon.gov