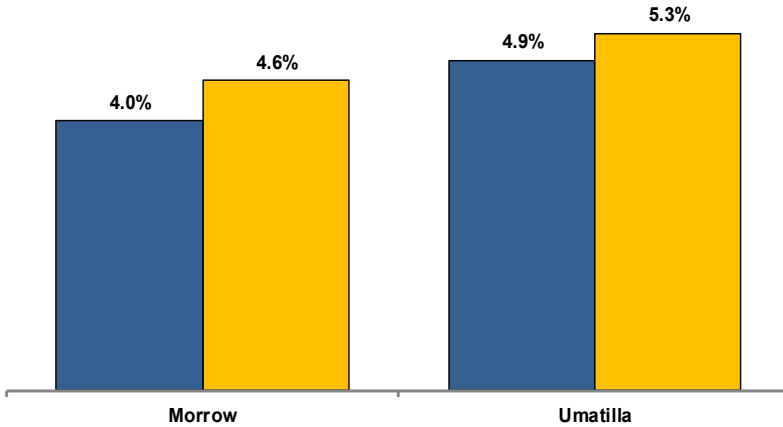


Unemployment Rates (Seasonally Adjusted)

■ April 2018 ■ April 2019



Unemployment Rate News

Morrow County's seasonally adjusted unemployment rate for April 2019 was 4.6 percent while Umatilla County came in at 5.3 percent. Both were above Oregon's statewide rate of 4.3 percent and the national rate of 3.6 percent.

Both counties had higher seasonally adjusted unemployment rates in April 2019 than the previous April.

Since comparable statistics began in 1990, the only lower April rates for both Morrow and Umatilla counties were in 2018 and 2017.

Morrow County's rate ranked in a four-way tie for 13th lowest among Oregon's 36 counties while Umatilla County's ranked in a tie for 23rd.

Nonfarm Employment Change


April 2018 to April 2019

Morrow County gained an estimated 240 jobs over the year. The private sector increased by 210 jobs led by gains in manufacturing and professional and business services. Transportation, warehousing, and utilities suffered the only loss among private industries. The public sector added 30 jobs with gains in state government and local government.

Umatilla County employment increased by an estimated 30 jobs over the year. The private sector added 30 jobs. Mining, logging, and construction; retail trade; education and health services; and leisure and hospitality saw the largest gains while professional and business services; transportation, warehousing, and utilities; and manufacturing saw the largest losses. The public sector saw a net change of zero jobs with gains in state government, local education, and other local government offsetting losses in Indian tribal and federal government.

Notable Industry Gains and Losses

Over-the-Year Employment Change from April 2018



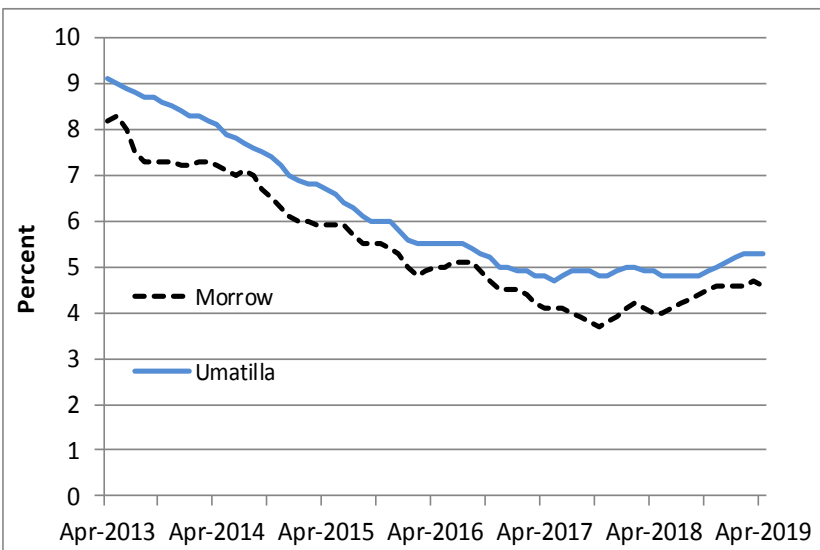
Morrow

- Manufacturing (+40)
- Professional/Business Services (+40)
- Financial Activities (+20)
- Local Government (+20)

Umatilla

- Mining/Logging/Construction (+70)
- Retail Trade (+60)
- Private Education/Health Services (+60)
- Leisure/Hospitality (+60)
- Wholesale Trade (+20)
- Financial Activities (+20)
- Transportation/Warehousing/Utilities (-20)
- Professional/Business Services (-150)
- Transportation/Warehousing/Utilities (-70)
- Manufacturing (-40)

Unemployment rate leveling



Want to learn more about the Oregon economy?

Read our blog at: oregonemployment.blogspot.com/

Follow us on Twitter at: twitter.com/OED_Research

Visit our web site at: QualityInfo.org

Visit our subscription service at: qualityinfo.org/p-sofrm

For more economic or labor market data about Morrow or Umatilla counties, contact:

Tony Wendel, Workforce Analyst

Desk: 541-276-9050 ext. 232 Cell: 541-667-7027

E-mail: Tony.A.Wendel@oregon.gov

Dallas Fridley, Regional Economist

Desk: 541-645-0005

E-mail: Dallas.W.Fridley@oregon.gov

Want to be added to the monthly distribution list?

E-mail me at: Tony.A.Wendel@oregon.gov