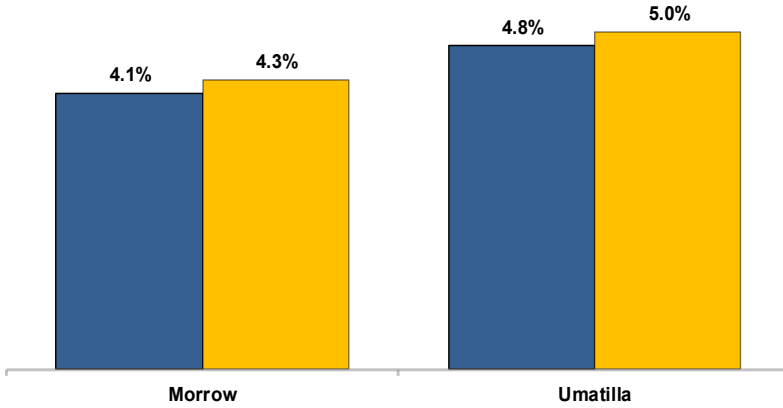


Unemployment Rates (Seasonally Adjusted)

■ June 2018 ■ June 2019



Unemployment Rate News

Morrow County's seasonally adjusted unemployment rate for June 2019 was 4.3 percent, while Umatilla County came in at 5.0 percent. Both were above Oregon's statewide rate of 4.1 percent and the national rate of 3.7 percent.

Both counties had higher seasonally adjusted unemployment rates in June 2019 than the previous June.

Since comparable statistics began in 1990, the only lower June rates for both Morrow and Umatilla counties were in 2018 and 2017.

Morrow County's rate ranked in a four-way tie for 12th lowest among Oregon's 36 counties while Umatilla County's ranked in a tie for 23rd.

Nonfarm Employment Change


June 2018 to June 2019

Morrow County gained an estimated 140 jobs over the year. The private sector increased by 170 jobs led by gains in professional and business services and financial activities. Transportation, warehousing, and utilities and construction suffered the only losses among private industries. The public sector dropped 30 jobs with losses in local government and federal government overcoming a gain in state government.

Umatilla County employment increased by an estimated 50 jobs over the year. The private sector added 30 jobs with gains and losses across industries offsetting each other. Leisure and hospitality and education and health services saw the largest gains while transportation, warehousing, and utilities and professional and business services saw the largest losses. The public sector added 20 jobs with gains in federal government, state government, and other local government offsetting losses in Indian tribal.

Notable Industry Gains and Losses

Over-the-Year Employment Change from June 2018



Morrow

- Professional/Business Services (+50)
- Financial Activities (+20)
- State Government (+20)
- Manufacturing (+10)
- Retail Trade (+10)

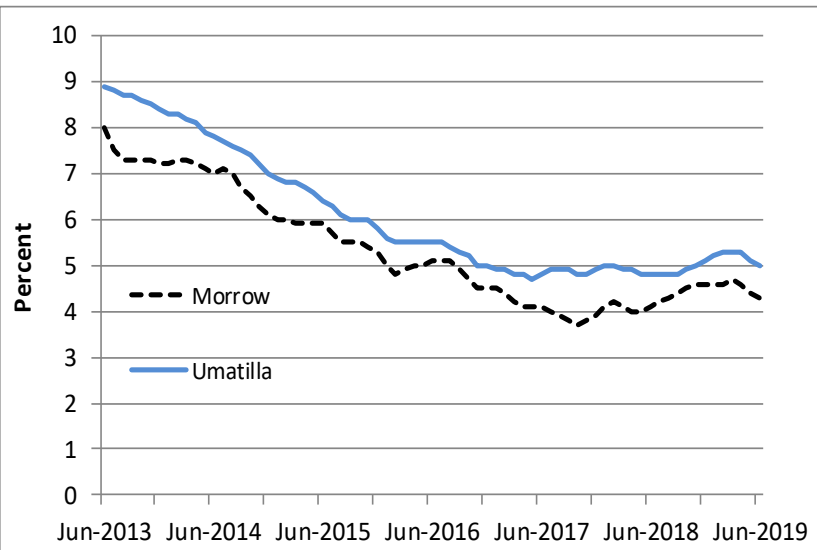
Umatilla

- Leisure/Hospitality (+120)
- Private Education/Health Services (+100)
- Mining/Logging/Construction (+60)
- Wholesale Trade (+30)
- Financial Activities (+20)

- Local Government (-40)
- Transportation/Warehousing/Utilities (-20)
- Construction (-10)

- Transportation/Warehousing/Utilities (-170)
- Professional/Business Services (-120)
- Manufacturing (-20)

Unemployment rate remains fairly level



Want to learn more about the Oregon economy?

Read our blog at: oregonemployment.blogspot.com/

Follow us on Twitter at: twitter.com/OED_Research

Visit our web site at: QualityInfo.org

Visit our subscription service at: qualityinfo.org/p-sofrm

For more economic or labor market data about Morrow or Umatilla counties, contact:

Tony Wendel, Workforce Analyst

Desk: 541-276-9050 ext. 232 Cell: 541-667-7027

E-mail: Tony.A.Wendel@oregon.gov

Dallas Fridley, Regional Economist

Desk: 541-645-0005

E-mail: Dallas.W.Fridley@oregon.gov

Want to be added to the monthly distribution list?

E-mail me at: Tony.A.Wendel@oregon.gov