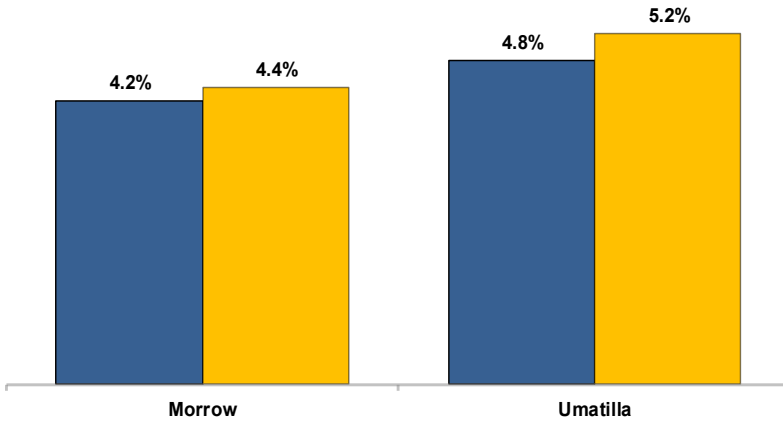


Unemployment Rates (Seasonally Adjusted)

■ July 2018 ■ July 2019



Unemployment Rate News

Morrow County's seasonally adjusted unemployment rate for July 2019 was 4.4 percent, while Umatilla County came in at 5.2 percent. Both were above Oregon's statewide rate of 4.0 percent and the national rate of 3.7 percent.

Both counties had higher seasonally adjusted unemployment rates in July 2019 than the previous July.

Since comparable statistics began in 1990, the only lower July rates for both Morrow and Umatilla counties were in 2018 and 2017.


Morrow County's rate ranked in a three-way tie for 15th lowest among Oregon's 36 counties while Umatilla County's ranked in a tie for 25th.

Nonfarm Employment Change
July 2018 to July 2019

Morrow County dropped an estimated 30 jobs over the year. The private sector decreased by 20 jobs. Retail trade and construction lost jobs. Manufacturing and leisure and hospitality led private industry gains. The public sector dropped 10 jobs with a loss in federal government while state government and local government were unchanged.

Umatilla County employment increased by an estimated 220 jobs over the year. The private sector added 90 jobs led by gains in information, retail trade, manufacturing, and leisure and hospitality. Professional and business services and transportation, warehousing, and utilities saw the largest losses. The public sector added 130 jobs with gains in local education, Indian tribal, state government, and other local government. Federal government dropped jobs.

Notable Industry Gains and Losses
Over-the-Year Employment Change from July 2018



Morrow

- Manufacturing (+40)
- Leisure/Hospitality (+40)
- Professional/Business Services (+30)
- Financial Activities (+10)

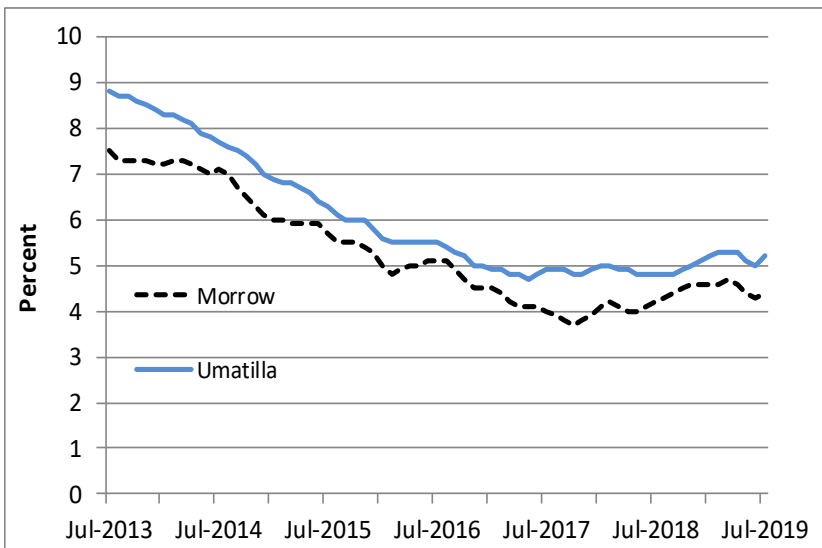
Umatilla

- Information (+150)
- Retail Trade (+90)
- Local Education (+70)
- Manufacturing (+40)
- Leisure/Hospitality (+40)
- State Government (+30)

- Retail Trade (-30)
- Construction (-10)
- Federal Government (-10)

- Professional/Business Services (-190)
- Transportation/Warehousing/Utilities (-50)
- Mining/Logging/Construction (-30)

Unemployment rate remains fairly level



Want to learn more about the Oregon economy?

- Read our blog at: oregonemployment.blogspot.com/
- Follow us on Twitter at: twitter.com/OED_Research
- Visit our web site at: QualityInfo.org
- Visit our subscription service at: qualityinfo.org/p-sofrm

For more economic or labor market data about Morrow or Umatilla counties, contact:

Tony Wendel, Workforce Analyst
Desk: 541-276-9050 ext. 232 Cell: 541-667-7027
E-mail: Tony.A.Wendel@oregon.gov

Dallas Fridley, Regional Economist
Desk: 541-645-0005
E-mail: Dallas.W.Fridley@oregon.gov

Want to be added to the monthly distribution list?
E-mail me at: Tony.A.Wendel@oregon.gov