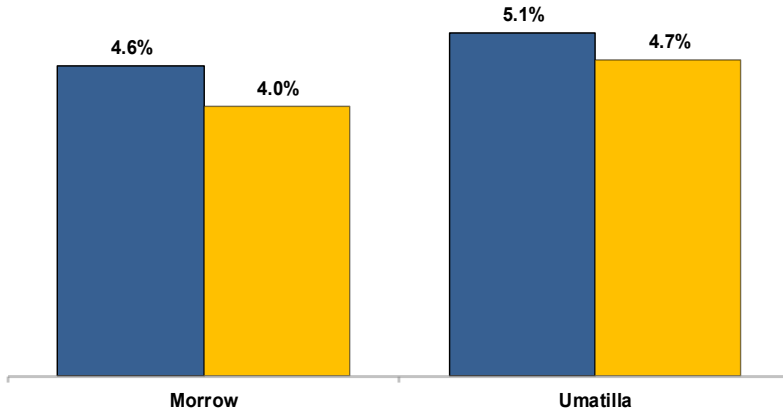


Unemployment Rates (Seasonally Adjusted)

■ December 2018 ■ December 2019



Unemployment Rate News

Morrow County's seasonally adjusted unemployment rate for December 2019 was 4.0 percent, while Umatilla County came in at 4.7 percent. Both were above Oregon's statewide rate of 3.7 percent and the national rate of 3.5 percent.

Both counties had lower seasonally adjusted unemployment rates in December 2019 than the previous December.

Umatilla County's December 2019 rate is its lowest December rate since comparable statistics began in 1990. The only lower December rate for Morrow County was in 2017.

Morrow County's rate ranked in a four-way tie for 12th lowest among Oregon's 36 counties while Umatilla County's ranked in a three-way tie for 24th.

Nonfarm Employment Change


December 2018 to December 2019

Morrow County added an estimated 100 jobs over the year. The private sector increased by 50 jobs. Manufacturing led private industry gains. Construction, retail trade, and mining and logging lost jobs. The public sector gained 50 jobs with a gain in local government while federal and state government were unchanged.

Umatilla County employment increased by an estimated 110 jobs over the year. The private sector added 90 jobs led by gains in information; retail trade; and mining, logging, and construction. Transportation, warehousing, and utilities and manufacturing saw the largest losses. The public sector added 20 jobs with gains in state government and local education overcoming losses in Indian tribal and other local government while federal government was unchanged.

Notable Industry Gains and Losses

Over-the-Year Employment Change from December 2018



Morrow

- Manufacturing (+110)
- Local Government (+50)
- Wholesale Trade (+10)
- Private Education/Health Services (+10)

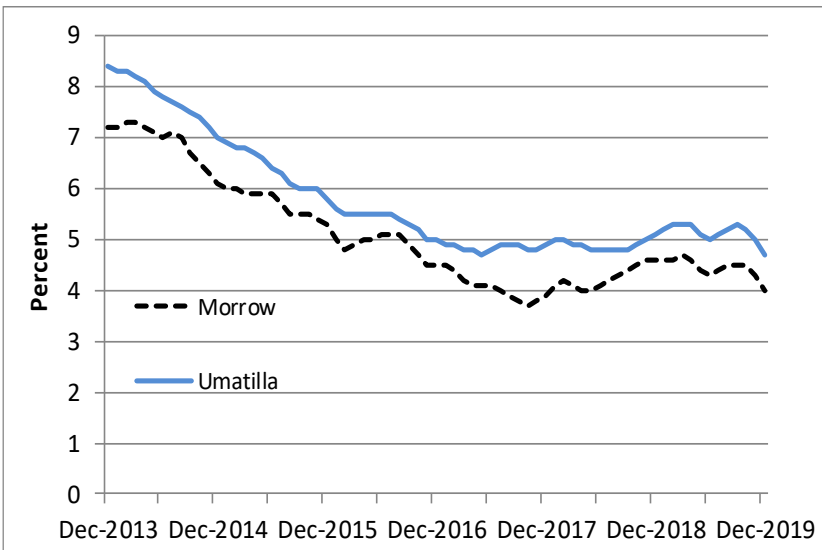
Umatilla

- Information (+130)
- Retail Trade (+120)
- Mining/Logging/Construction (+100)
- Professional/Business Services (+30)
- Wholesale Trade (+20)
- Private Education/Health Services (+20)

- Construction (-40)
- Retail Trade (-20)
- Mining/Logging (-10)

- Transportation/Warehousing/Utilities (-230)
- Manufacturing (-90)
- Financial Activities (-10)

Unemployment rate remains fairly level



Want to learn more about the Oregon economy?

Read our blog at: [oregonemployment.blogspot.com/](http://oregonemployment.blogspot.com/)

Follow us on Twitter at: [twitter.com/OED\\_Research](https://twitter.com/OED_Research)

Visit our web site at: [QualityInfo.org](http://QualityInfo.org)

Visit our subscription service at: [qualityinfo.org/p-sofrm](http://qualityinfo.org/p-sofrm)

For more economic or labor market data about Morrow or Umatilla counties, contact:

**Tony Wendel, Workforce Analyst**

Desk: 541-276-9050 ext. 232 Cell: 541-667-7027

E-mail: [Tony.A.Wendel@oregon.gov](mailto:Tony.A.Wendel@oregon.gov)

**Dallas Fridley, Regional Economist**

Desk: 541-645-0005

E-mail: [Dallas.W.Fridley@oregon.gov](mailto:Dallas.W.Fridley@oregon.gov)

Want to be added to the monthly distribution list?

E-mail me at: [Tony.A.Wendel@oregon.gov](mailto:Tony.A.Wendel@oregon.gov)