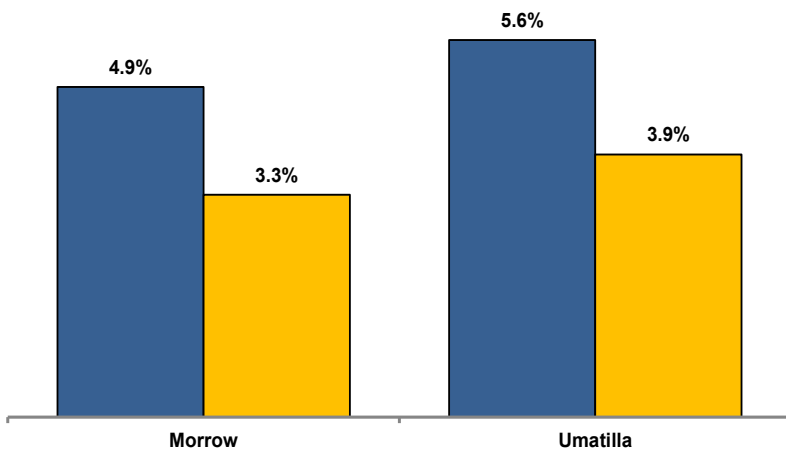


Unemployment Rates (Seasonally Adjusted)

■ May 2021 ■ May 2022



Unemployment Rate News

Morrow County's seasonally adjusted unemployment rate for May 2022 was 3.3%, while Umatilla County came in at 3.9%. Morrow County's rate was below Oregon's statewide rate and the national rate, both at 3.6%.

Morrow County's rate ranked in a four-way tie for seventh lowest among Oregon's 36 counties for the month while Umatilla County's ranked in a seven-way tie for 17th.

Both counties' rates were their lowest May rates and their lowest rates for any month since comparable statistics began in 1990.

Umatilla County (-1.7 percentage points) tied for 22nd among Oregon's counties for over-the-year change. Morrow County (-1.6) ranked in a six-way tie for 24th.

Nonfarm Employment Change

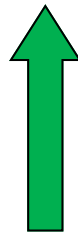
May 2021 to May 2022

Morrow County gained an estimated 190 jobs over the year. The private sector increased by 150 jobs. Construction, manufacturing, and retail trade led gains while losses were led by professional and business services. The public sector added 40 jobs with gains in local and state government outpacing a loss in federal government.

Umatilla County employment increased by an estimated 130 jobs over the year. The private sector added 40 jobs. Gains were led by leisure and hospitality; other services; and information. Losses were led by manufacturing and education and health services. The public sector added 90 jobs with gains in local education and Indian tribal overcoming losses in state government and other local government.

Notable Industry Gains and Losses

Over-the-Year Employment Change from May 2021



Morrow

- Local Government (+40)
- Construction (+30)
- Manufacturing (+30)
- Retail Trade (+20)
- Wholesale Trade (+10)
- Private Education/Health Services (+10)

Umatilla

- Leisure/Hospitality (+260)
- Local Education (+130)
- Other Services (+50)
- Information (+40)
- Indian Tribal (+30)
- Wholesale Trade (+20)

Professional/Business Services (-40)

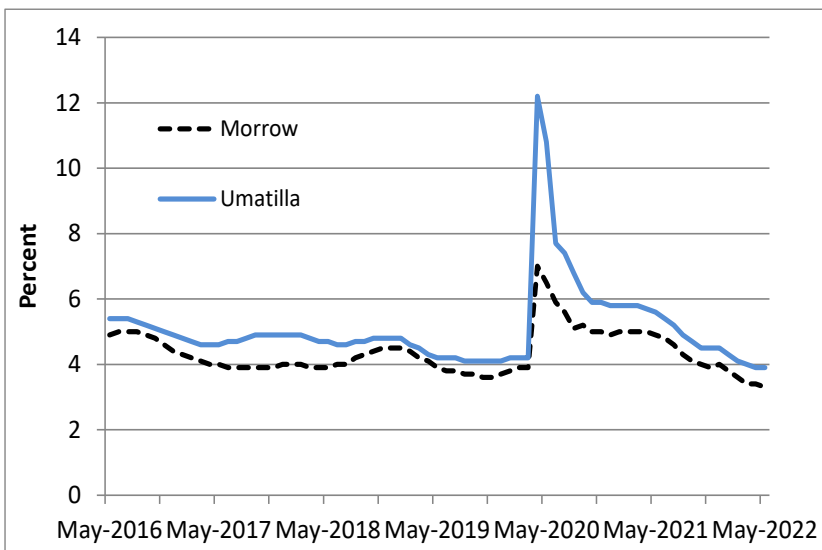
Transportation/Warehousing/Utilities (-10)

Manufacturing (-200)

Private Education/Health Services (-110)

State Government (-60)

Unemployment rate drops below pre-pandemic levels



Want to learn more about the Oregon economy?

Read our blog at: oregonemployment.blogspot.com/

Follow us on Twitter at: twitter.com/OED_Research

Visit our web site at: QualityInfo.org

Visit our subscription service at: qualityinfo.org/p-sofrm

For more economic or labor market data about Morrow or Umatilla counties, contact:

Tony Wendel, Workforce Analyst

Cell: 541-667-7027

E-mail: Tony.A.Wendel@employ.oregon.gov

Dallas Fridley, Regional Economist

Cell: 541-645-0005

E-mail: Dallas.W.Fridley@employ.oregon.gov

Want to be added to the monthly distribution list?

E-mail me at: Tony.A.Wendel@employ.oregon.gov