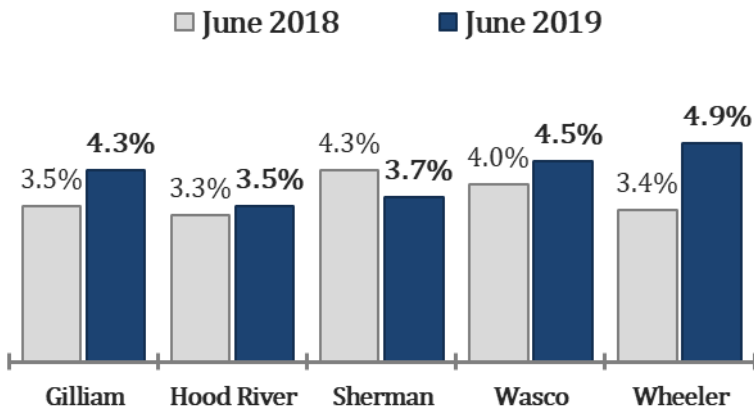




# Columbia Gorge Economic Indicators

July 2019 Edition (June 2019 data)

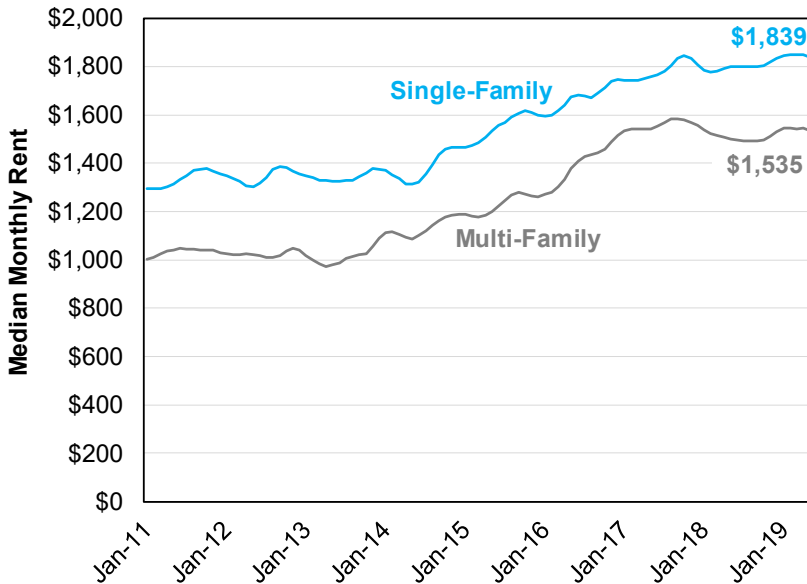
## Local Area Unemployment Rates (Seasonally adjusted)



## Graph of the Month

### Rents in Hood River County Seem to Be Leveling Off

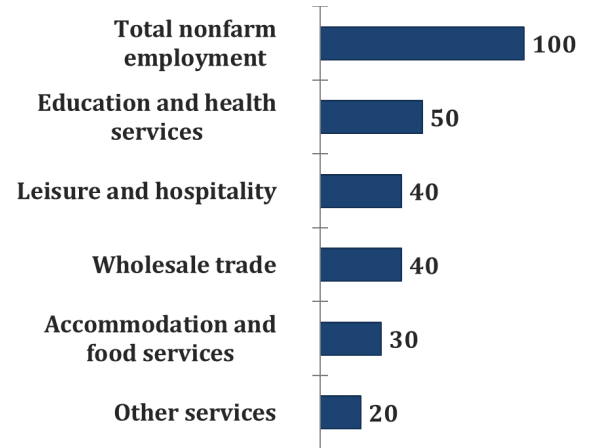
Source: Oregon Employment Department, Zillow Rent Index (ZRI)



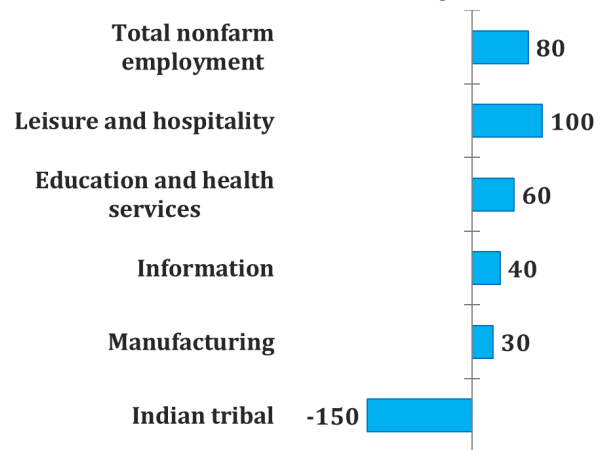
According to Zillow, median rents for single-family residences in Hood River County were estimated to be \$1,839 with a 2.3 percent year-over-year increase. Median rents for multi-family residences were \$1,379 with a 2.3 percent year-over-year increase, as well. Comparing May 2019 to 2011 price levels yields a sizable growth in rents for both single-family and multi-family homes – about 40 and 48 percent, respectively. Both rents have been following a nearly identical pattern since mid-2014, but have seemed to be leveling off over the last year and a half. This can be a signal of potentially good news as Hood River County is in the 99th percentile for [worst affordability among rural counties in the nation](#).

## Industry Gains and Losses (Over-the-year net employment change)

### Hood River County



### Wasco County



## Largest Over-the-Year Changes

### Gilliam

Total nonfarm employment (+10)  
Professional and business services (+10)

### Sherman

Total nonfarm employment (+5)  
Local government (+15)

### Wheeler

Total nonfarm employment (-40)  
Leisure and hospitality (-15)