

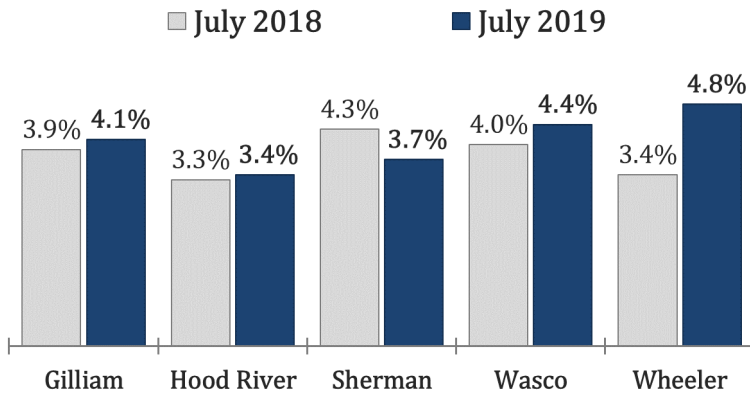


Columbia Gorge Economic Indicators


August 2019 Edition (July 2019 data)

Industry Gains and Losses (Over-the-year net employment change)

Local Area Unemployment Rates (Seasonally adjusted)



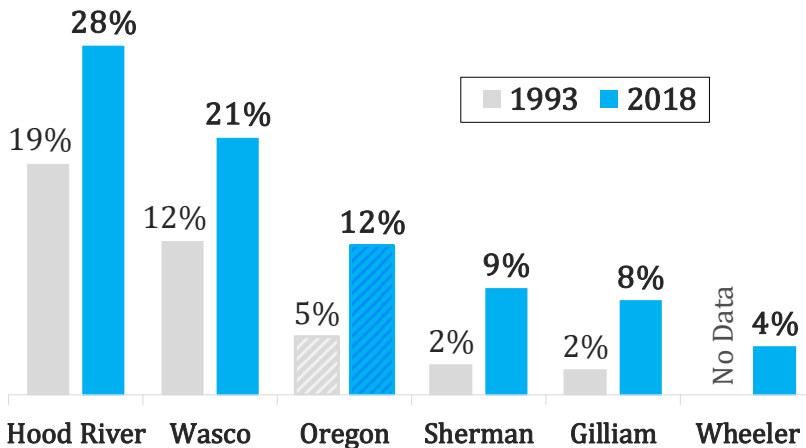
Hood River County



Graph of the Month

The Rising Share of Hispanic or Latino Employment


Source: U.S. Census, Quarterly Workforce Indicators; Oregon Employment Department



From 1993 to 2018, Oregon has seen a significant increase in the share of employment held by Hispanic or Latino workers. In 25 years their share of the workforce has increased 7 percentage points statewide, while Hood River and Wasco counties have both seen a 9 percentage point increase - the greatest increase between the five counties in the Gorge. However, Sherman County had the greatest relative increase in Hispanic or Latino employment over the timeframe with a 418 percent increase. Given the county's low levels of Hispanic or Latino employment (roughly 57 jobs in 2018) it's not surprising that it would yield such a high growth rate over this timeframe.

Additionally, the Hispanic or Latino population has a higher labor force participation rate than the White-alone population in every county in the Gorge - ranging 4 to 39 percentage points higher.

Wasco County



Largest Over-the-Year Changes

Gilliam

Total nonfarm employment (+55)
Local government (+20)

Sherman

Total nonfarm employment (-35)
Leisure and hospitality (-25)

Wheeler

Total nonfarm employment (-5)
Leisure and hospitality (-10)