

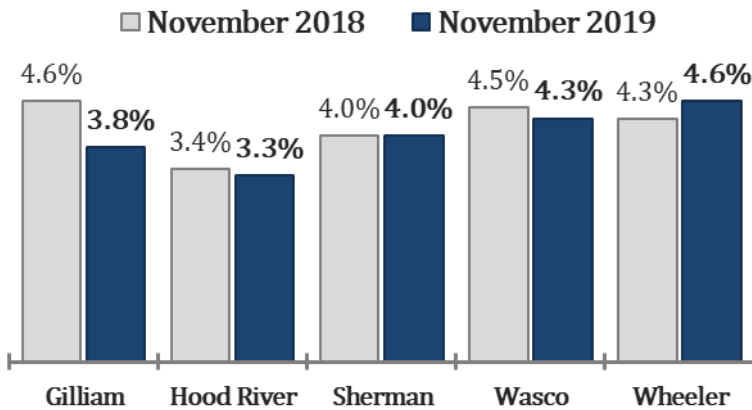


# Columbia Gorge Economic Indicators

(November 2019 data)

## December 2019 Edition

### Local Area Unemployment Rates (Seasonally adjusted)



### Graph Table of the Month

#### Bend-Redmond Metro Tops U.S. "Work-From-Home" List

Source: U.S. Census Bureau, ACS 2018 1-Year Estimates, Table S0801

Metros With the Greatest Share of Workers Who Work From Home			
Metropolitan Statistical Area (MSA)	Share of Workers Who Work From Home	Margin of Error	Rank
St. George, UT	13.4%	+/- 2.1	1st
Boulder, CO	12.3%	+/- 1.3	2nd
The Villages, FL	11.7%	+/- 4.3	3rd
Punta Gorda, FL	11.6%	+/- 3.0	4th
<b>Bend-Redmond, OR</b>	<b>11.5%</b>	<b>+/- 2.3</b>	<b>5th</b>
Portland-Vancouver-Hillsboro, OR-WA	8.1%	+/- 0.4	23rd
Grants Pass, OR	7.8%	+/- 2.6	27th
Eugene, OR	7.0%	+/- 1.0	46th

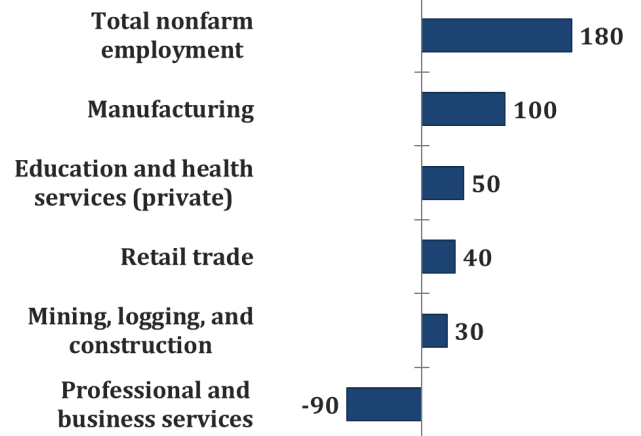
The Bend-Redmond metro nabs yet another accolade under its belt for being the metro with one of the highest shares of people who work from home. But, how did some of the other metros in Oregon fare? Three other metros in the state ranked in the top 50 out of 384 metro areas in the nation, as well.

What are some examples of occupations that allow someone to work from home? Are these all remote workers? Read the original article to find out more!

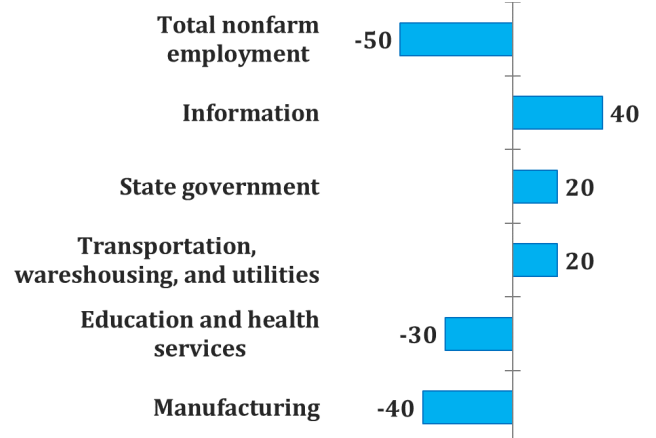
Article:  
[Bend-Redmond Metro Ranks 5th in the U.S. for Those Who Work From Home](#)

### Industry Gains and Losses (Over-the-year net employment change)

#### Hood River County



#### Wasco County



### Largest Over-the-Year Changes

#### Gilliam

Total nonfarm employment (+190)  
Professional and business services (+10)

#### Sherman

Total nonfarm employment (+50)  
Federal government (-10)

#### Wheeler

Total nonfarm employment (+15)  
No significant industry change