

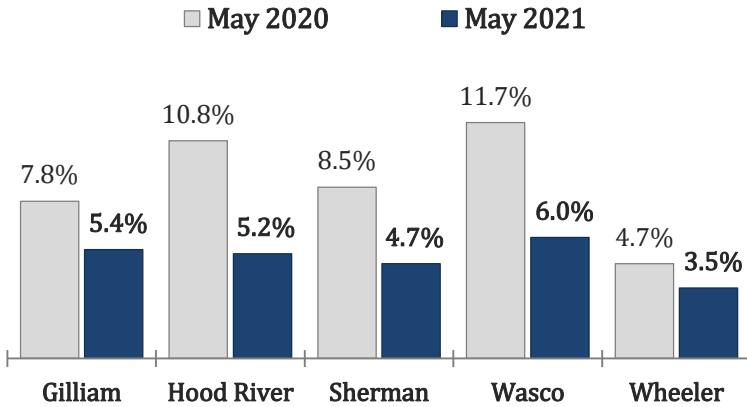


# Columbia Gorge Economic Indicators

June 2021 Edition

(May 2021 data)

## Local Area Unemployment Rates (Seasonally adjusted)

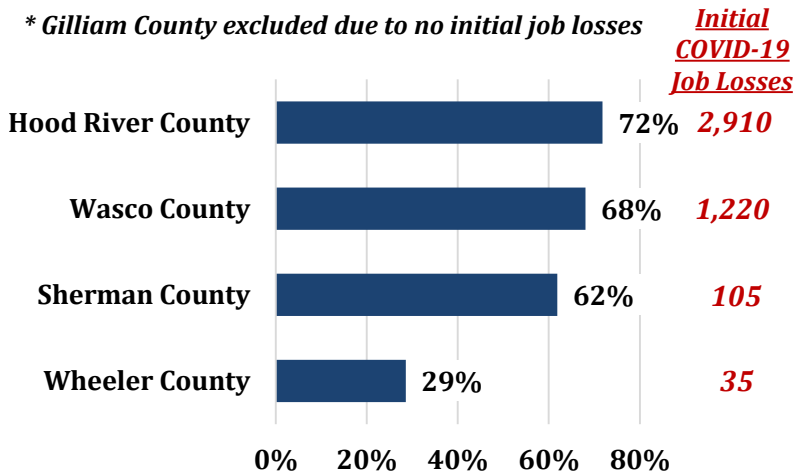


## Graph of the Month

The Path to Recovery - Are We There Yet?

Source: Oregon Employment Department

\* Gilliam County excluded due to no initial job losses



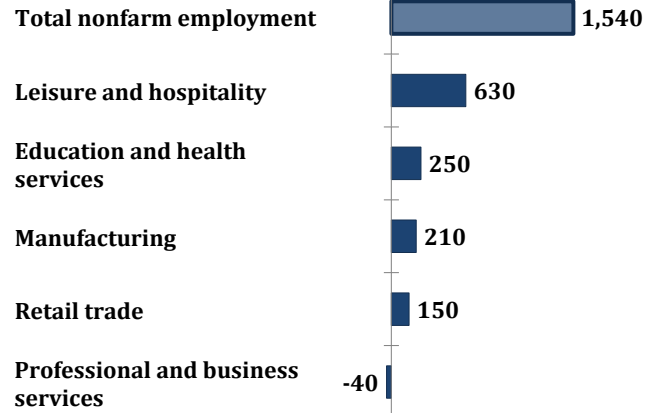
### Share of Initial Job Losses Gained Back

As of May 2021, we're seeing hiring activity begin to slow when compared to the earlier months of 2021. When counties were moving down risk levels and seeing increased economic activity at the beginning of the year, job growth was more pronounced. As the labor market supply has tightened to levels similar to pre-pandemic levels, job gains have begun to slow. In fact, hiring across all five counties underperformed normal seasonal expectations in April and May.

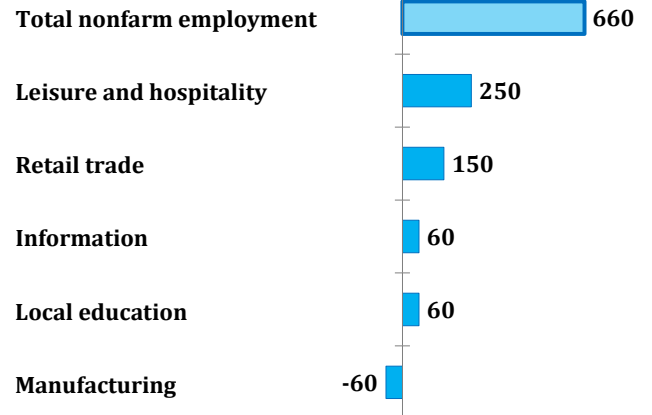
Each county has reached a different milestone in its respective economic recovery. Hood River County has gained back 72% of the jobs lost at the onset of the pandemic, while Wasco has regained 68%, Sherman has regained 62%, and Wheeler has regained only 29%. Gilliam County is excluded from this analysis since the county posted net positive job gains during the first few months of the pandemic.

## Select Industry Gains and Losses (Over-the-year net employment change)

### Hood River County



### Wasco County



## Largest Over-the-Year Changes

### Gilliam

Total nonfarm employment (-160)  
Leisure and hospitality (+10)  
Professional and business services (-10)

### Sherman

Total nonfarm employment (+5)  
Leisure and hospitality (+25)  
Retail trade (+15)

### Wheeler

Total nonfarm employment (+5)  
No significant industry changes