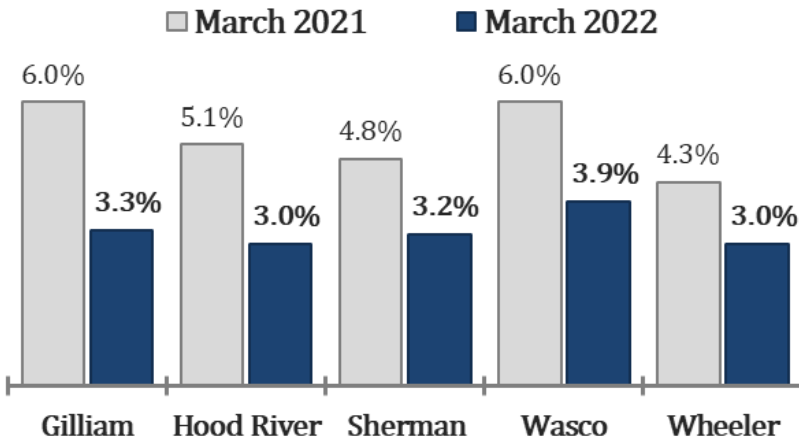




# Columbia Gorge Economic Indicators

## April 2022 Edition

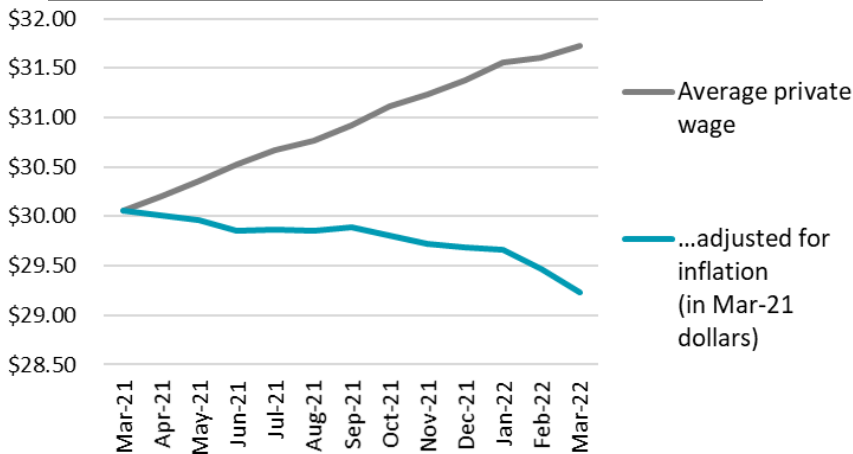
### Local Area Unemployment Rates (Seasonally adjusted)



### Graph of the Month

#### Average U.S. Private Sector Hourly Wage

Source: Bureau of Labor Statistics, Oregon Employment Department

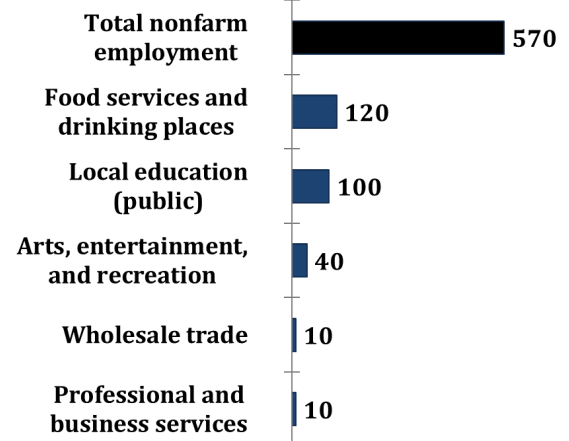


Over the last 12 months, all Columbia Gorge counties—except Sherman—experienced employment growth. Gilliam led the way with an 18.2% job growth rate, which was the fastest growth in the state, though it only accounted for 14 added jobs. While Sherman did lose employment, this is mostly due to people exiting the labor force (-30), through retirement, going to school, etc. This is why the unemployment rate decreased despite employment also decreasing.

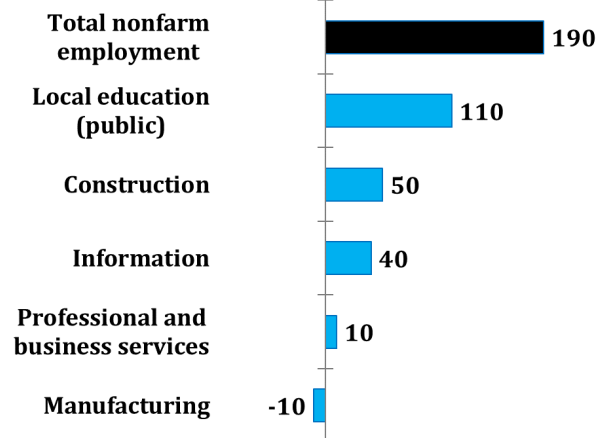
While the average U.S. worker has seen a nominal increase of over \$1.50 in hourly wage over the year, ballooning inflation, which increased 8.6% over the past year, has resulted in a decrease in real wage.

### Select Industry Gains and Losses (Over-the-year net employment change)

#### Hood River County



#### Wasco County



### Largest Over-the-Year Changes

#### Gilliam

**Total nonfarm employment (+14)**  
Leisure and hospitality (+25)  
Trade, transportation, and utilities (+5)

#### Sherman

**Total nonfarm employment (-35)**  
Leisure and hospitality (+5)  
Government (-25)

#### Wheeler

**Total nonfarm employment (+10)**  
Trade, transportation, and utilities (+5)

Want to join the distribution list?

Jake Procino [jake.d.procino@employ.oregon.gov](mailto:jake.d.procino@employ.oregon.gov)