

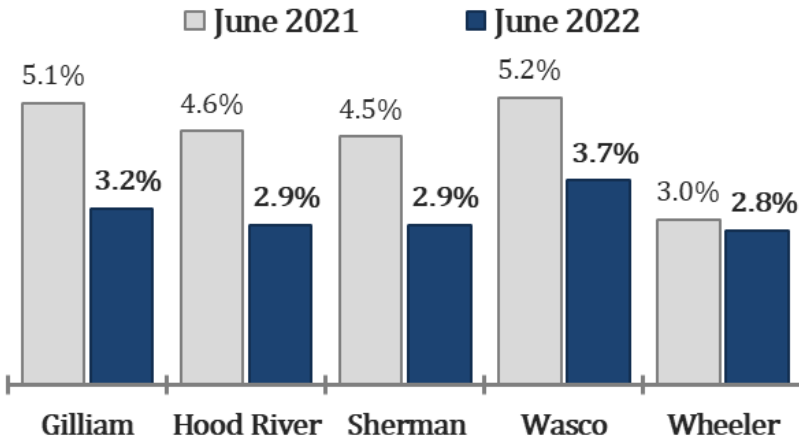


Columbia Gorge Economic Indicators

(June 2022 data)

July 2022 Edition

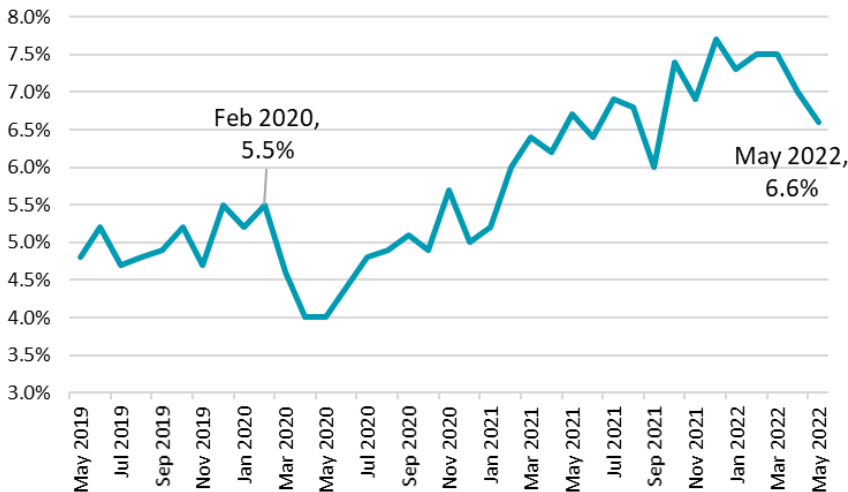
Local Area Unemployment Rates (Seasonally adjusted)



Graph of the Month

Oregon Nonfarm Job Openings Rate, Seasonally Adjusted

Source: Bureau of Labor Statistics, Oregon Employment Department

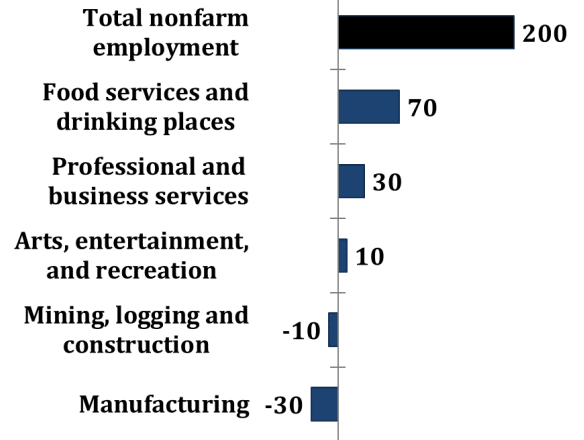


The seasonally adjusted Oregon nonfarm job openings rate ticked down in the past few months where it currently sits at 6.6% in May 2022, according to the Job Openings and Labor Turnover Survey (JOLTS) conducted by the Bureau of Labor Statistics (BLS). The near full percentage point drop from March 2022 (7.5%) indicates that the job market is starting to loosen. However, the labor market is still tight as the job openings rate is still a percentage point higher than the pre-pandemic rate (5.5% in February 2020).

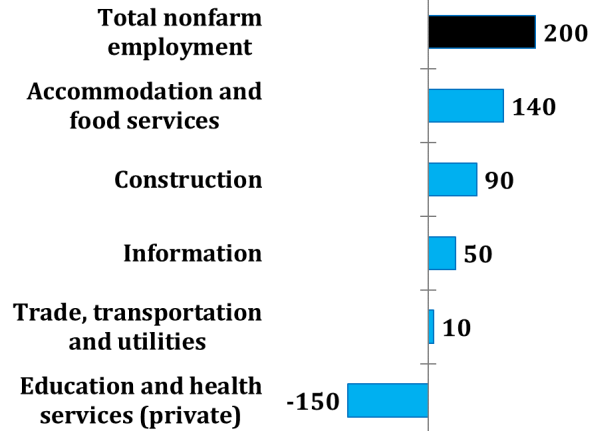
There have been some concerns that the U.S. and Oregon economies are currently in a recession, but the strong labor market does not show signs of an imminent downturn.

Select Industry Gains and Losses (Over-the-year net employment change)

Hood River County



Wasco County



Largest Over-the-Year Changes

Gilliam

Total nonfarm employment (+135)

Leisure and hospitality (+10)

Education and health services (-5)

Sherman

Total nonfarm employment (+10)

Trade, transportation and utilities (+55)

Local government (-15)

Wheeler

Total nonfarm employment (-15)

Trade, transportation and utilities (+5)

Local government (+5)

Want to join the distribution list?

Jake Procino

Jake.D.Procino@employ.oregon.gov