

## KLAMATH AND LAKE COUNTY ECONOMIC INDICATORS

### Total Nonfarm Employment

Klamath County — 23,460 jobs, down by 20 over the year

Lake County — 2,280 jobs, up by 10 over the year


### Unemployment Rates, October 2018

Klamath County — 6.0 %

Lake County — 5.4 %

Oregon — 3.8 %

U.S. — 3.7 %



### Growth Industries, Over The Year

Klamath — private education & health services; retail trade; construction;

Lake — private education & health services; leisure & hospitality;

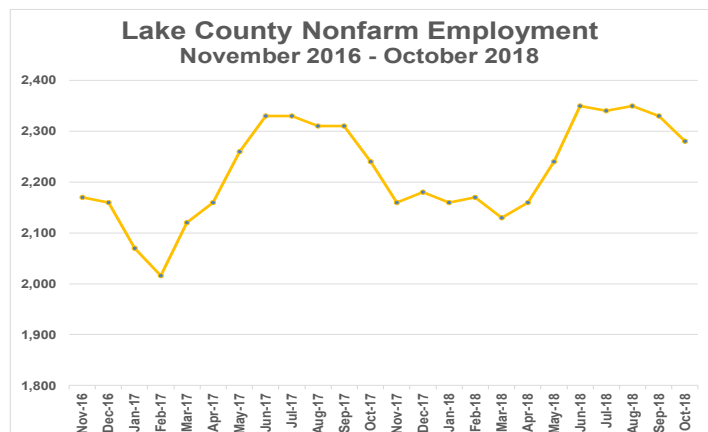
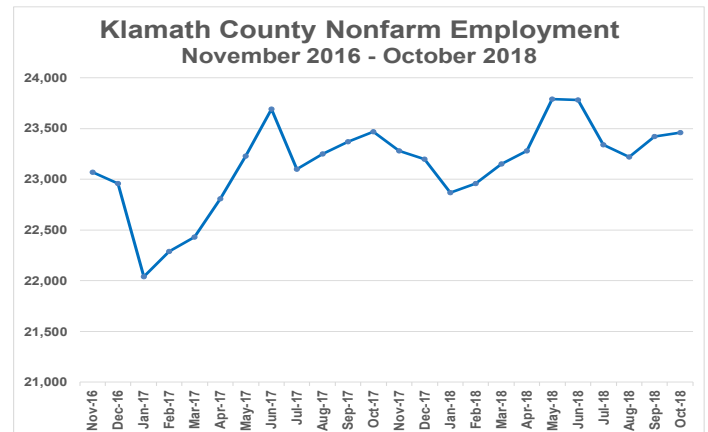
In the past 12 months, employment declined slightly in Klamath County but grew in Lake County. However, job growth in Klamath County's private industries



### Industries Posting Job Losses

Klamath — government; manufacturing; leisure & hospitality;

Lake — trade, transportation & utili-



For the Latest Info, Click Below:

- ◆ [Unemployment rates](#)
- ◆ [Klamath County employment](#)
- ◆ [Lake County employment](#)
- ◆ [Latest Oregon labor market news](#)

or go to [QualityInfo.org](http://QualityInfo.org)

Courtesy of the Oregon Employment Department's **Workforce Analyst**  
 Ainoura Oussenbec, 541-414-5325  
[Ainoura.Oussenbec@Oregon.gov](mailto:Ainoura.Oussenbec@Oregon.gov)

Want to be added to the distribution list?  
[Questions? Email me!](#)