

**KLAMATH AND LAKE COUNTY ECONOMIC INDICATORS**

**Total Nonfarm Employment**

Klamath County — 22,980 jobs, down by 330 over the year

Lake County — 2,200 jobs, down by 10 over the year


**Unemployment Rates, November 2018**

Klamath County — 6.3%

Lake County — 5.7%

Oregon — 3.9%

U.S. — 3.7%

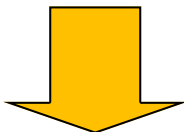
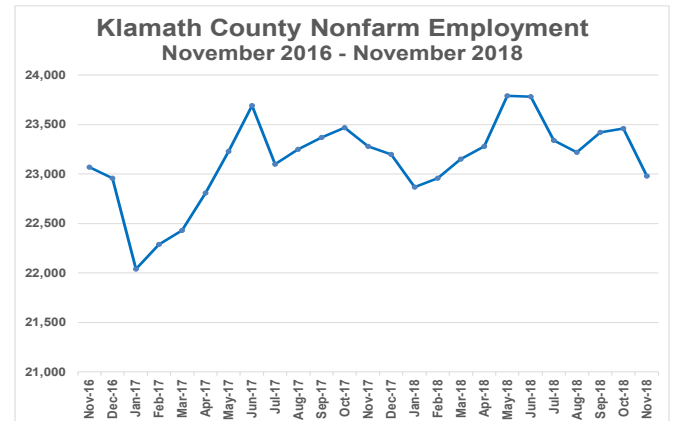


**Growth Industries, Over The Year**

Klamath — private education & health services; retail trade; construction;

Lake — local government, private education & health services; leisure & hos-

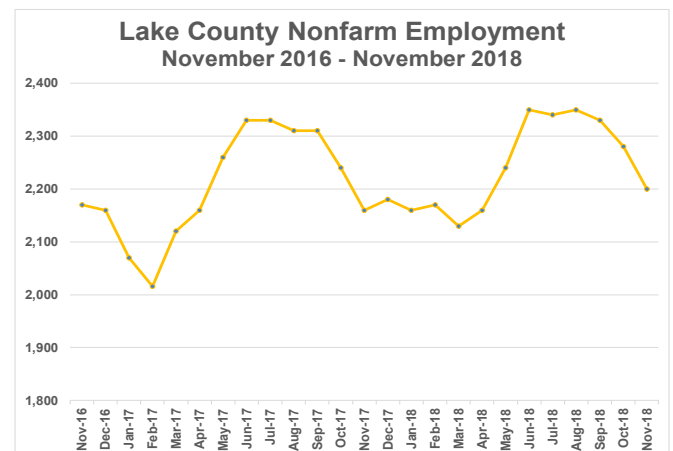
In the past 12 months, employment declined in both Klamath and Lake counties. However, job growth in Klamath County's private industries continued, up by



**Industries Posting Job Losses**

Klamath — government; manufacturing; leisure & hospitality;

Lake — federal government; manufac-



**For the Latest Info, Click Below:**

- ◆ [Unemployment rates](#)
- ◆ [Klamath County employment](#)
- ◆ [Lake County employment](#)
- ◆ [Latest Oregon labor market news](#)

or go to [QualityInfo.org](http://QualityInfo.org)

Courtesy of the Oregon Employment Department's **Workforce Analyst** Ainoura Oussenbec, 541-414-5325  
[Ainoura.Oussenbec@Oregon.gov](mailto:Ainoura.Oussenbec@Oregon.gov)

Want to be added to the distribution list?  
[Questions? Email me!](#)