

KLAMATH AND LAKE COUNTY ECONOMIC INDICATORS

Total Nonfarm Employment

Klamath County — 22,730 jobs, down by 280 over the year

Lake County — 2,180 jobs, unchanged over the year


Unemployment Rates, December 2018

Klamath County — 6.6 %

Lake County — 6.0 %

Oregon — 4.1 %

U.S. — 3.9 %



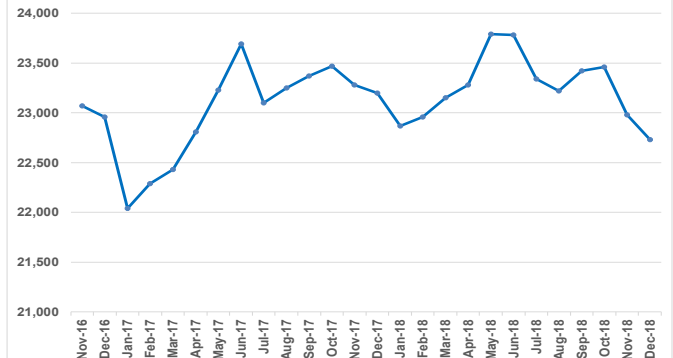
Growth Industries, Over The Year

Klamath — private education & health services; retail trade; construction;

Lake — local government, private education & health services; leisure & hos-

In the past 12 months, employment declined in Klamath County and remained unchanged in Lake county. However, job growth in Klamath County's private industries continued, up by 330 jobs over the year.

Klamath County Nonfarm Employment
 November 2016 - December 2018

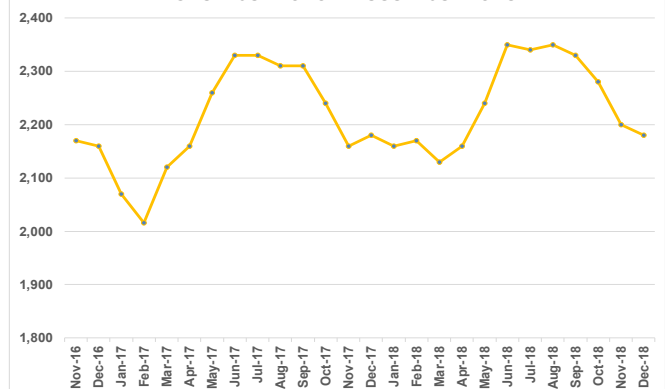


Industries Posting Job Losses

Klamath — government; manufacturing; leisure & hospitality;

Lake — federal government; manufac-

Lake County Nonfarm Employment
 November 2016 - December 2018



For the Latest Info, Click Below:

- ◆ [Unemployment rates](#)
- ◆ [Klamath County employment](#)
- ◆ [Lake County employment](#)
- ◆ [Latest Oregon labor market news](#)

or go to QualityInfo.org

Courtesy of the Oregon Employment Department's **Workforce Analyst**
 Ainoura Oussenbec, 541-414-5325
Ainoura.Oussenbec@Oregon.gov

Want to be added to the distribution list?
[Questions?](#) [Email me!](#)