

## KLAMATH AND LAKE COUNTY ECONOMIC INDICATORS

### Total Nonfarm Employment

Klamath County — 22,260 jobs, down by 320 over the year

Lake County — 2,150 jobs, down by 10 over the year


### Unemployment Rates, January 2019

Klamath County — 7.2 %

Lake County — 6.7 %

Oregon — 4.3 %

U.S. — 4.0 %

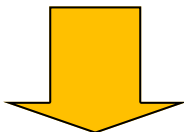
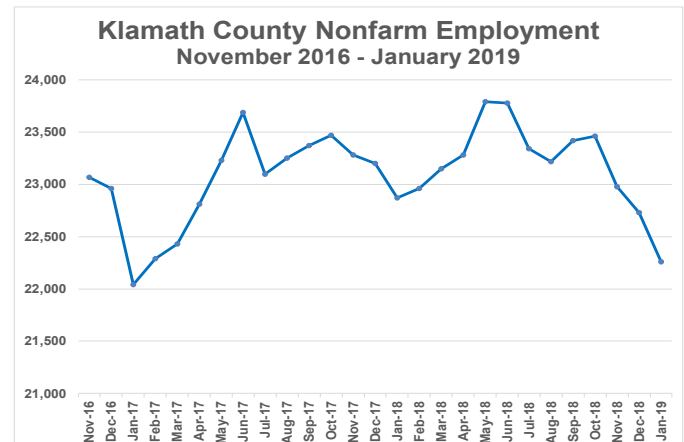


### Growth Industries, Over The Year

Klamath — private education & health services; retail trade; construction;

Lake — private education & health services; retail trade, other services;

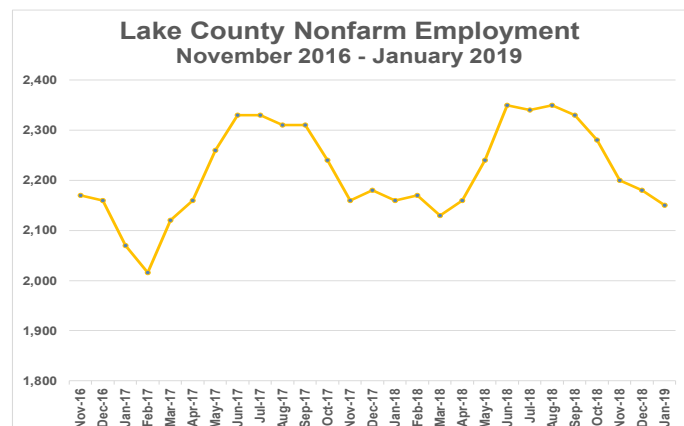
In the past 12 months, employment declined in both Klamath and Lake counties. However, health care remained a growth industry, adding 200 jobs between



### Industries Posting Job Losses

Klamath — government; manufacturing; professional & business services;

Lake — government; manufacturing;



### For the Latest Info, Click Below:

- ◆ [Unemployment rates](#)
- ◆ [Klamath County employment](#)
- ◆ [Lake County employment](#)
- ◆ [Latest Oregon labor market news](#)

or go to [QualityInfo.org](http://QualityInfo.org)

Courtesy of the Oregon Employment Department's **Workforce Analyst**  
 Ainoura Oussenbec, 541-414-5325  
[Ainoura.Oussenbec@Oregon.gov](mailto:Ainoura.Oussenbec@Oregon.gov)

Want to be added to the distribution list?  
[Questions?](#) [Email me!](#)