

KLAMATH AND LAKE COUNTY ECONOMIC INDICATORS

Total Nonfarm Employment

Klamath County — 22,340 jobs, down by 350 over the year

Lake County — 2,160 jobs, up by 20 over the year


Unemployment Rates, March 2019

Klamath County — 7.3 %

Lake County — 6.8 %

Oregon — 4.4 %

U.S. — 3.8 %



Growth Industries, Over The Year

Klamath — private education & health services; food and beverage stores;

Lake — private education & health services; manufacturing;



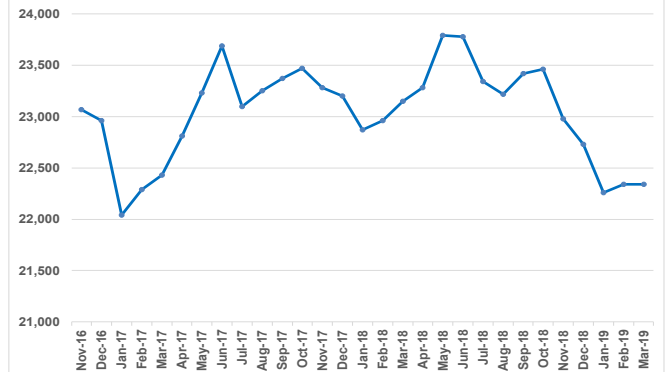
Industries Posting Job Losses

Klamath — government; professional & business services; manufacturing;

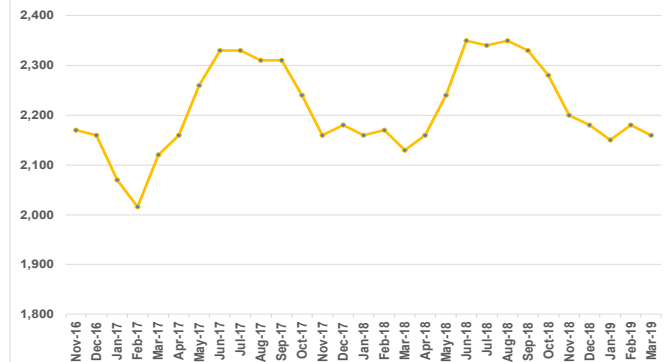
Lake — federal government; leisure & hospitality;

In the past 12 months, employment declined in Klamath and increased slightly in Lake County. The health care sector remained a growth industry,

Klamath County Nonfarm Employment
 November 2016 - March 2019



Lake County Nonfarm Employment
 November 2016 - March 2019



For the Latest Info, Click Below:

- ◆ [Unemployment rates](#)
- ◆ [Klamath County employment](#)
- ◆ [Lake County employment](#)
- ◆ [Latest Oregon labor market news](#)

or go to QualityInfo.org

Courtesy of the Oregon Employment Department's **Workforce Analyst**
 Ainoura Oussenbec, 541-414-5325
Ainoura.Oussenbec@Oregon.gov

Want to be added to the distribution list?
[Questions?](#) [Email me!](#)