

**KLAMATH AND LAKE COUNTY ECONOMIC INDICATORS**

**Total Nonfarm Employment**

Klamath County — 22,870 jobs, down by 80 over the year

Lake County — 2,230 jobs, up by 20 over the year


**Unemployment Rates, April 2019**

Klamath County — 6.9 %

Lake County — 6.5 %

Oregon — 4.3 %

U.S. — 3.6 %



**Growth Industries, Over The Year**

Klamath — private education & health services; retail trade;

Lake — local government; retail trade; private education & health services; etc.

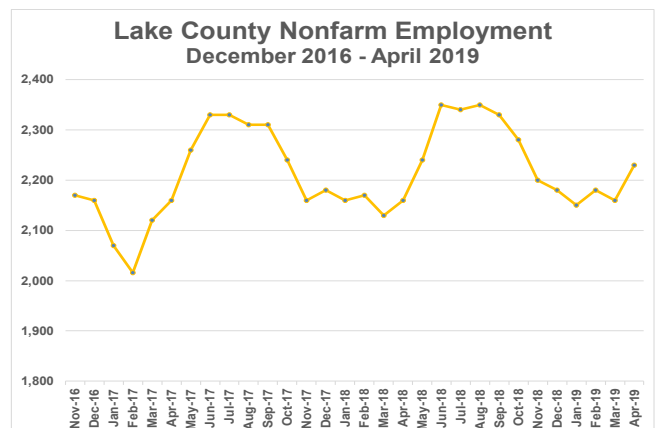
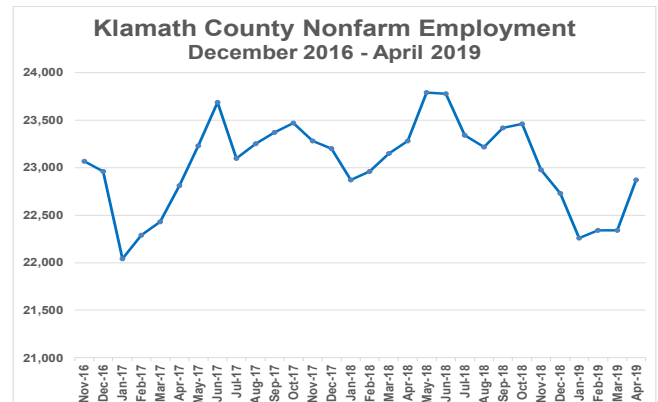
In the past 12 months, employment declined in Klamath and increased in Lake County. However, in the past month both counties added 370 jobs in total. Hopefully, this uptick will continue for the summer season.



**Industries Posting Job Losses**

Klamath — government; professional & business services; manufacturing;

Lake — leisure & hospitality; government; professional & business services;



**For the Latest Info, Click Below:**

- ◆ [Unemployment rates](#)
- ◆ [Klamath County employment](#)
- ◆ [Lake County employment](#)
- ◆ [Latest Oregon labor market news](#)

or go to [QualityInfo.org](http://QualityInfo.org)

Courtesy of the Oregon Employment Department's **Workforce Analyst**  
 Ainoura Oussenbec, 541-414-5325  
[Ainoura.Oussenbec@Oregon.gov](mailto:Ainoura.Oussenbec@Oregon.gov)

**Want to be added to the distribution list?  
[Questions?](#) [Email me!](#)**