


KLAMATH AND LAKE COUNTY ECONOMIC INDICATORS

Total Nonfarm Employment

Klamath County — 23,470 jobs, up by 20
 over the year
 Lake County — 2,350 jobs, up by 20
 over the year

Unemployment Rates, June 2019

Klamath County — 6.9 %
 Lake County — 6.1 %
 Oregon — 4.1 %
 U.S. — 3.7 %



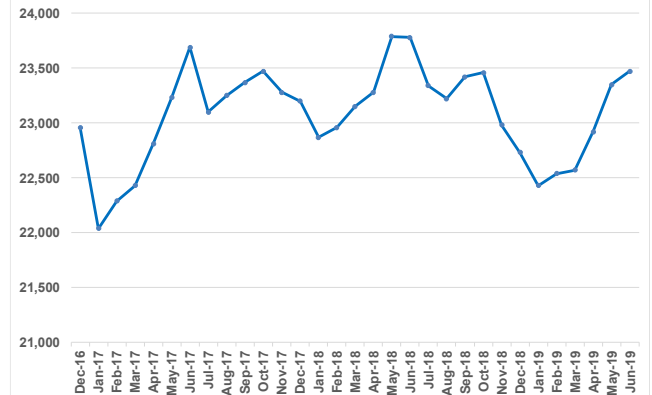
Growth Industries, Over The Year

Klamath — government, private education & health services; retail trade;

Lake — local government; retail trade; private education & health services; etc.

In the past 12 months, employment was relatively unchanged in both Klamath and Lake County. In the past month, both counties added 160 jobs in total, fewer jobs than are typically expected this time of year.

**Klamath County Nonfarm Employment
 December 2016 - June 2019**

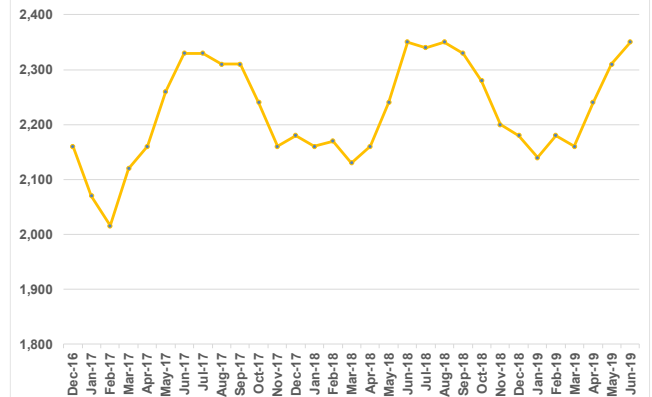


Industries Posting Job Losses

Klamath — professional & business services; manufacturing;

Lake — leisure & hospitality; government.

**Lake County Nonfarm Employment
 December 2016 - June 2019**



For the Latest Info, Click Below:

- ◆ [Unemployment rates](#)
- ◆ [Klamath County employment](#)
- ◆ [Lake County employment](#)
- ◆ [Latest Oregon labor market news](#)

or go to QualityInfo.org

Courtesy of the Oregon Employment
 Department's **Workforce Analyst**
 Ainoura Oussenbec, 541-414-5325
Ainoura.Oussenbec@Oregon.gov

Want to be added to the distribution list?
[Questions?](#) [Email me!](#)