


**KLAMATH AND LAKE COUNTY ECONOMIC INDICATORS**

**Total Nonfarm Employment**

Klamath County — 22,770 jobs, down by 90 over the year  
 Lake County — 2,360 jobs, unchanged over the year

**Unemployment Rates, July 2019\***

Klamath County — 6.4 %  
 Lake County — 6.0 %  
 Oregon — 4.0 %  
 U.S. — 3.7 %




**Growth Industries, Over The Year**

Klamath — government, private education & health services; retail trade;

Lake — local government; trade, transportation, and utilities; etc.

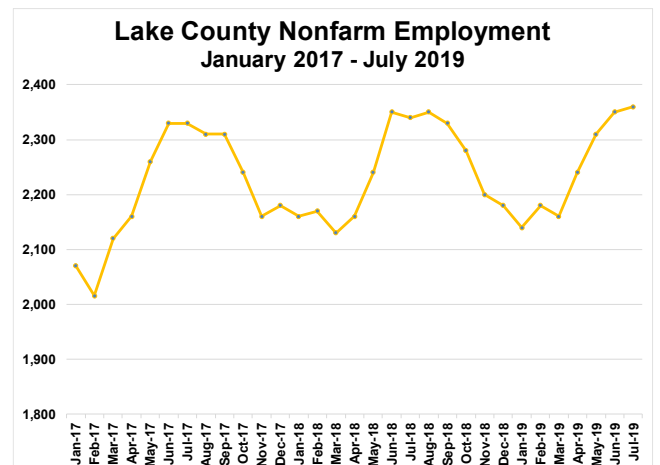
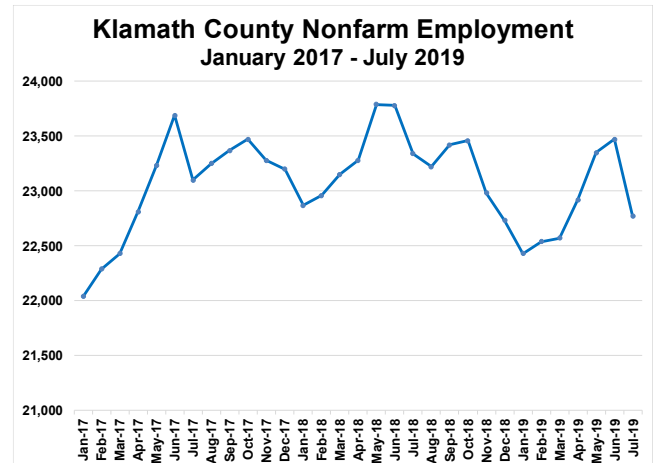
The employment and unemployment situation in Klamath and Lake counties remain little changed over the past year. Together 700 jobs were lost last month, the bulk of which was a seasonal loss due to summer break for local schools.



**Industries Posting Job Losses**

Klamath — professional & business services; manufacturing;

Lake — leisure & hospitality; manufacturing.



**For the Latest Info, Click Below:**

- ◆ [Unemployment rates](#)
- ◆ [Klamath County employment](#)
- ◆ [Lake County employment](#)
- ◆ [Latest Oregon labor market news](#)

or go to [QualityInfo.org](http://QualityInfo.org)

**Workforce Analyst for Lane County**

currently covering Southern Oregon

Economic Indicators

Henry Fields, (541) 359-9178

[Henry.L.Fields@Oregon.gov](mailto:Henry.L.Fields@Oregon.gov)

Want to be added to the distribution list?  
[Questions?](#) [Email me!](#)